


How to find codes to reduce Uber and Grab prices very fast and simple

Currently, Grab and Uber are two famous and popular taxi calling services. With extremely simple usage, we just need to install the application on the phone, then use them simply and easily anywhere, just our phone with wifi connection or mobile network.

Currently, Grab and Uber are two famous and popular taxi calling services. With extremely simple usage, we just need to install the application on the phone, then use them simply and easily anywhere, just our phone with wifi connection or mobile network.

1. Instructions on how to use Grab to call GrabBike
2. How to call GrabTaxi?
3. Instructions for registering and using Uber Taxi

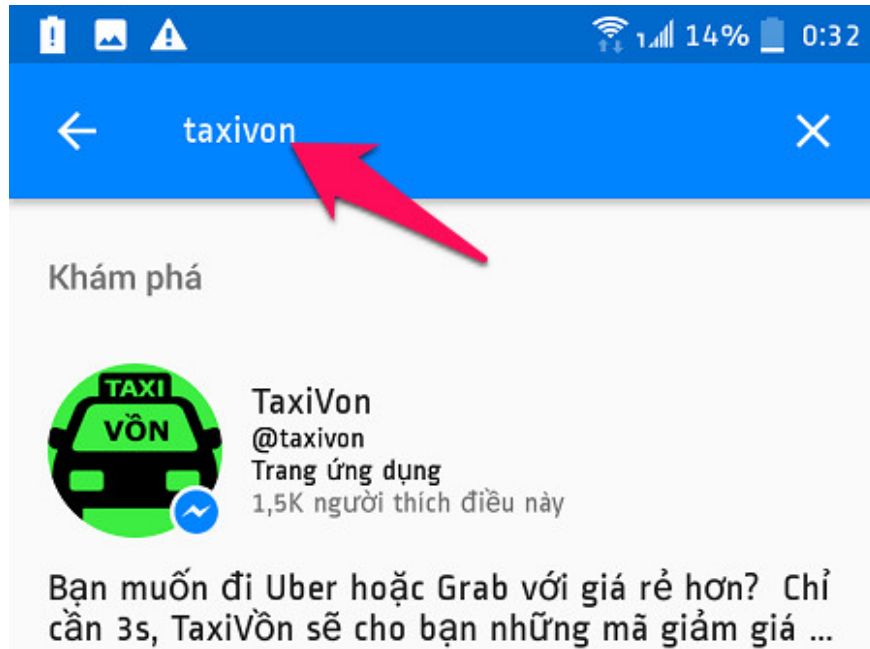
In addition to the utility services, these services also often have promotions for customers such as promotional recharge cards, or discount codes. However, we are not always able to update all the promotions and discount codes that these services offer. With the article below, it will be helpful to find discount codes right on the Facebook messaging application.



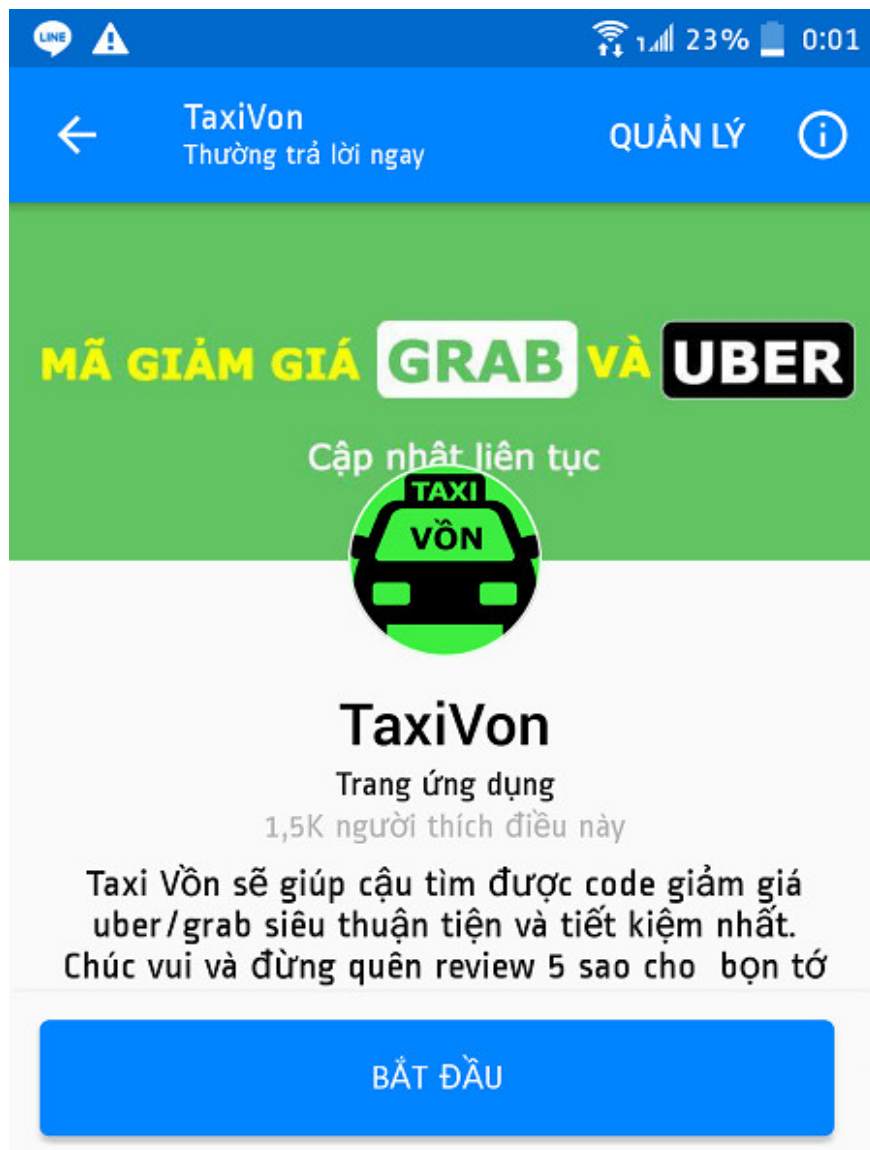
The trick applies to all Android and iPhone devices, even on a computer browser. How to find this promotional code, the fact that we will chat with an automated bot, this bot will ask questions to help you choose and the bot will tell you about the promotional services of the two This Grab and Uber service. So, from now on when you want to travel by taxi or motorcycle taxi service, you can open the Facebook chat application to find this extremely convenient promotional code.

To be able to perform a promotional code, the first thing we need to access the Messenger app on the phone or with the computer, we can go to Facebook chat frame.

Next we enter **Taxivon** into the search box.



When searching for this bot, we choose **Start** to chat with this bot.



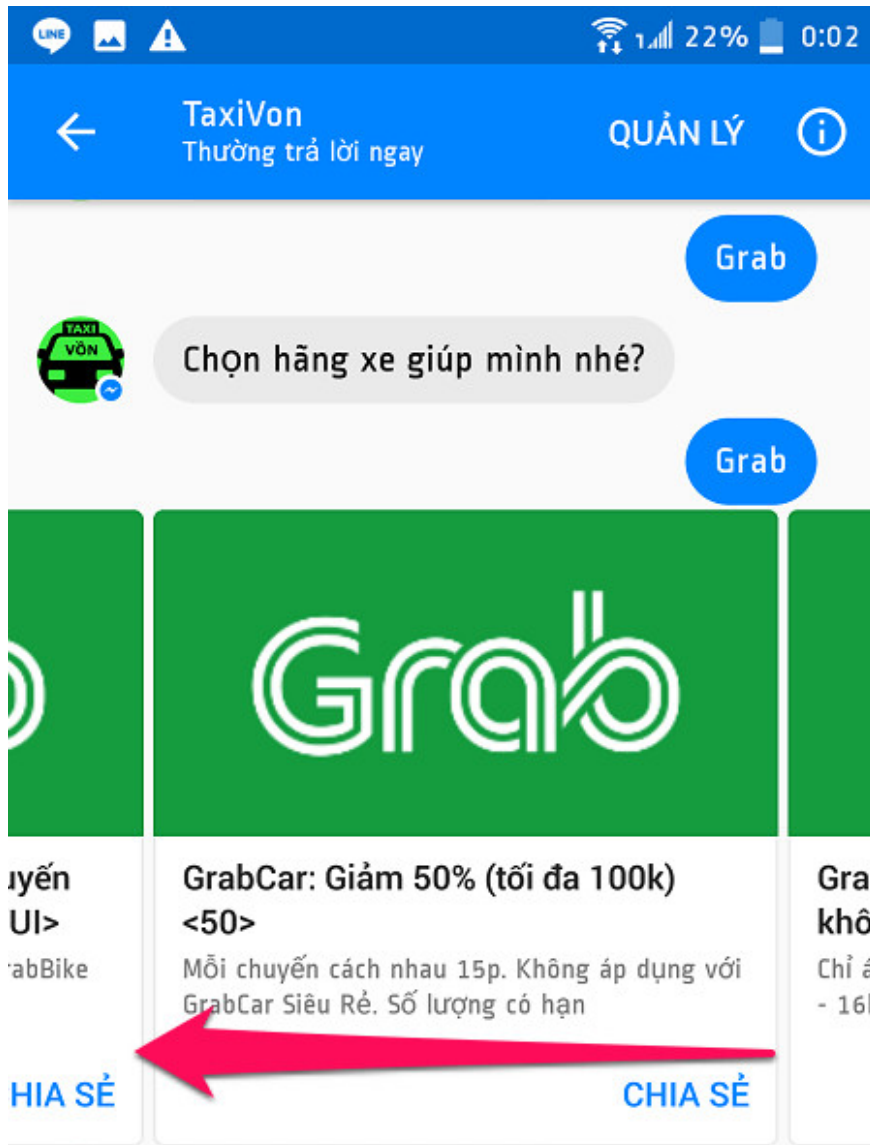
When selecting Start, you will select the location to start the trip. Bot will give you 4 basic location choices: **Hanoi, Da Nang, Ho Chi Minh, Other places** .

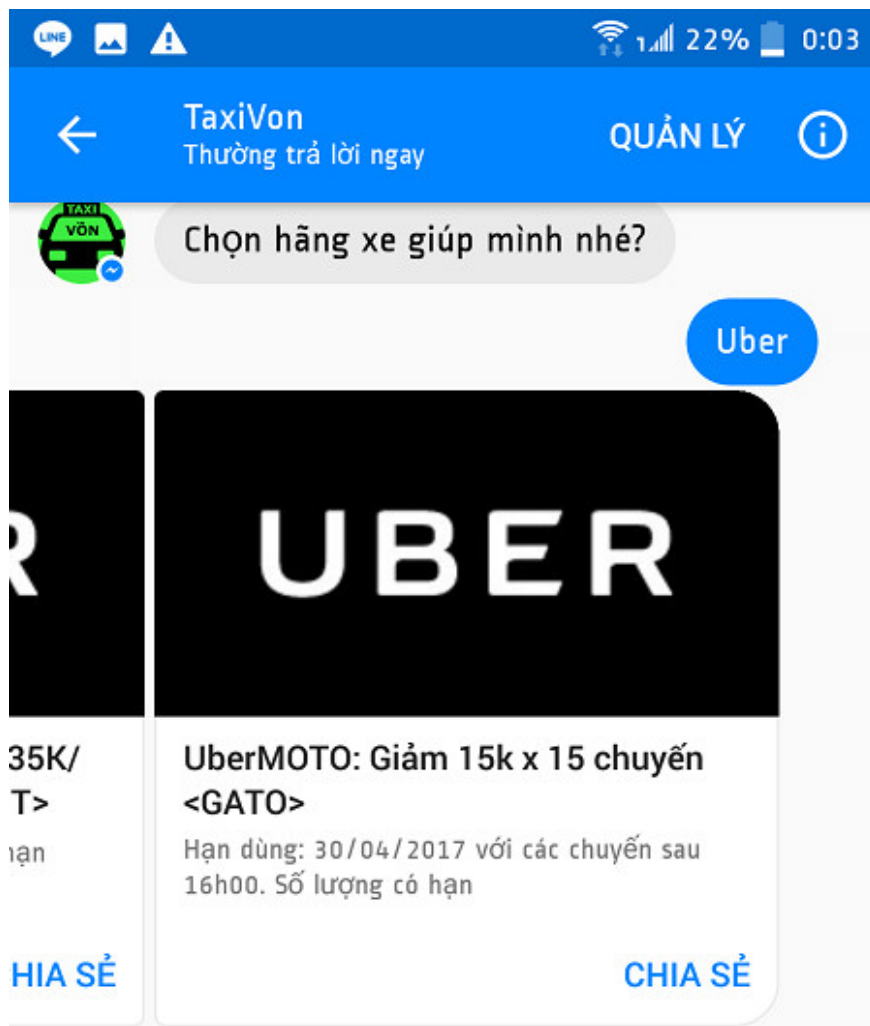


When we choose the location to move, this bot will ask you which carrier you want to choose for the trip, the bot will also show 3 choices for you to choose and find out about promotional information including: **Uber**, **Grab**, **Both** .

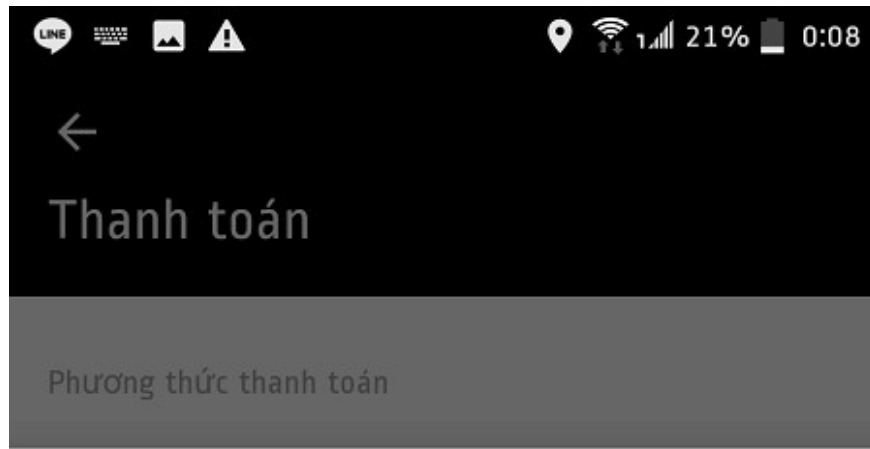


When you click on any company, the bot will automatically resend Uber and Grab promotion information to you, scroll right to see all promotions.





Then you just need to select the promotion you want to go and enter the discount code to enjoy the promotions in Uber and Grab apps.



So, with just a few simple steps right on your Facebook application, you can get full discount codes, promotional information of the full companies. This is a pretty useful trick for us, especially for those who often travel with these services.

Hope you are successful.

You finished reading the article "**How to find codes to reduce Uber and Grab prices very fast and simple**" edited by the [TipsMake](#) team. We hope this article has provided you with many useful tech tips and tricks. You can search for similar articles on tips and guides. Thank you for reading and for following us regularly.