

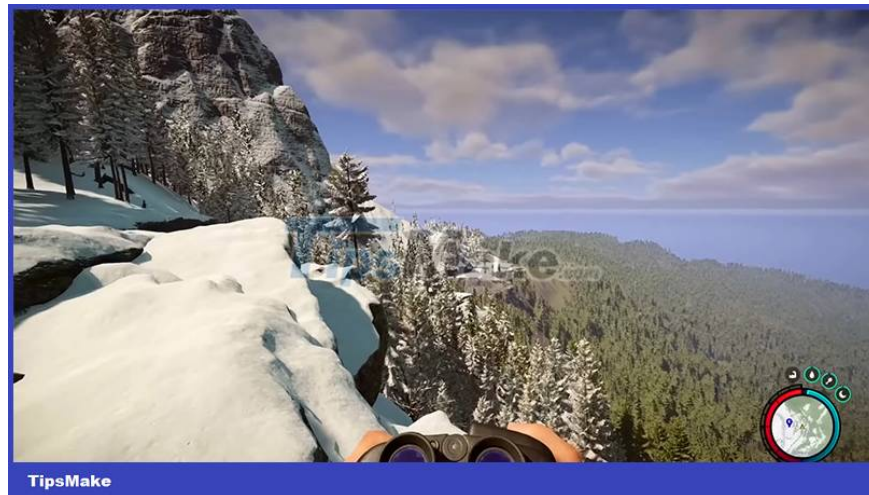
How to find binoculars in Sons of the Forest

The binoculars in Sons of the Forest allow you to see things from quite a distance. So they will give you an advantage for better survival.

Finding Sons of the Forest binoculars will help you see further, so you can spot food invisible to the naked eye or hungry enemies without having to get too close. Of course, if you've picked up some weapons, you might not be too worried about encountering one or more enemies, but if you want to keep a safe distance and see everything, binoculars are a must. essential product.

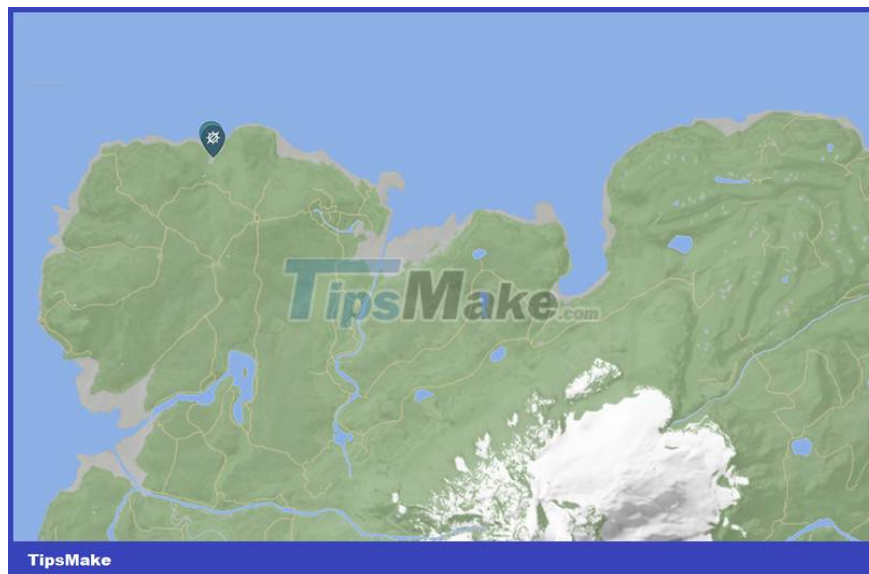
Unlike the shovel, there are no dark caves to navigate if you want binoculars: you'll find them on a beach in the north of the island.

Their location is near the cave where you find the reincarnator, so depending on where you're based, it's a good idea to stock up on food and water before going on your trip to find the binoculars. This is where to find Sons of the Forest binoculars.

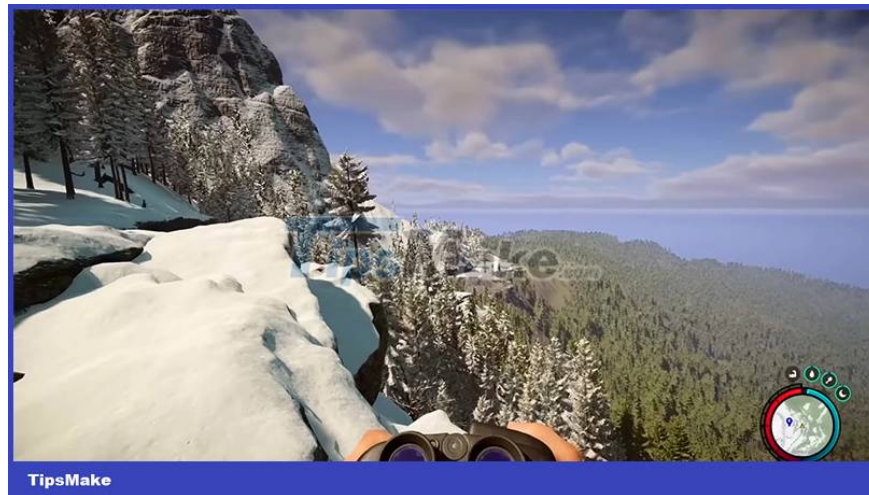




The binoculars were found on a beach on the north coast of the island, to the left of the entrance to the rebirth cave. In fact, if you come out from the cave, you can follow the beach north and loop west to reach this area. Check out the map below for the exact location, but the way to tell is where the coastline forms a "V".



When you arrive, look for a red kayak - you can actually find two in this area and the one you want to climb will be the one closer to the water's edge, when climbing you'll find the tube binoculars lying on the edge of the kayak.



Once you equip, binoculars allow you to see things from quite a distance. So they will give you an advantage for better survival. Your left click will allow you to see through it. You may also see other items in the area, such as food and a tarp or two, so the moment you need a place to rest and save your game, you can set up a temporary shelter without the hassle.

In addition to the binoculars, you can find a number of items near this area, such as 3 VIP cards, a visitor card and a maintenance card to unlock some doors and other content. See [Finding Cards in Sons of the Forests](#) to find out where the cards are unlocked in the game.

You finished reading the article "[How to find binoculars in Sons of the Forests](#)" edited by the [TipsMake](#) team. We hope this article has provided you with many useful tech tips and tricks. You can search for similar articles on tips and guides. Thank you for reading and for following us regularly.