

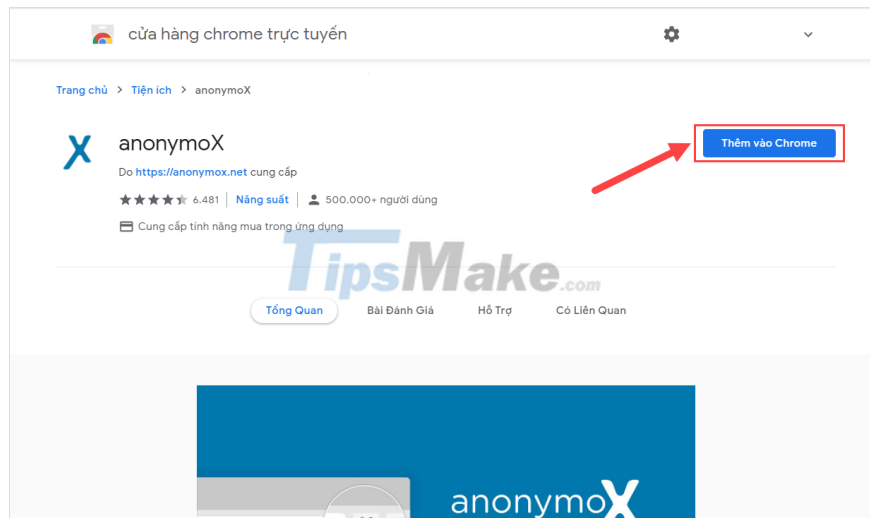
How to Fake IP USA, change IP to US or any other country n??c

This article will introduce you to the best software to fake IP of the US (USA), Europe or any other country in the world.

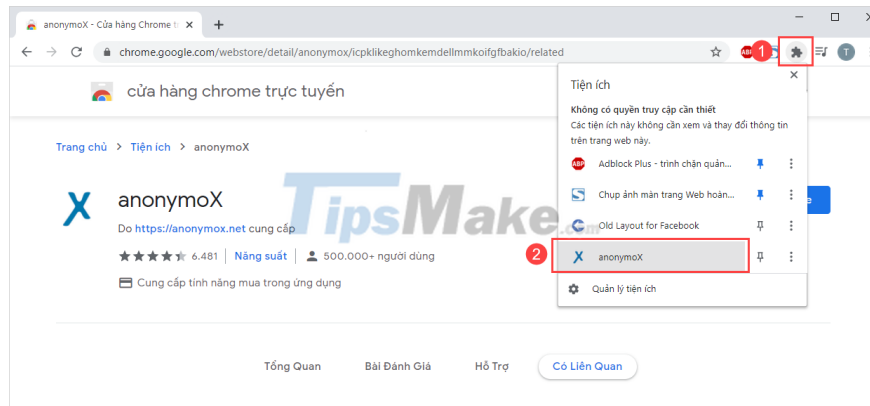
Fake IP helps you to access some blocked websites or use some services restricted by geographical location.

1. Fake IP USA, USA, Europe directly on Google Chrome, Edge, Coc Coc

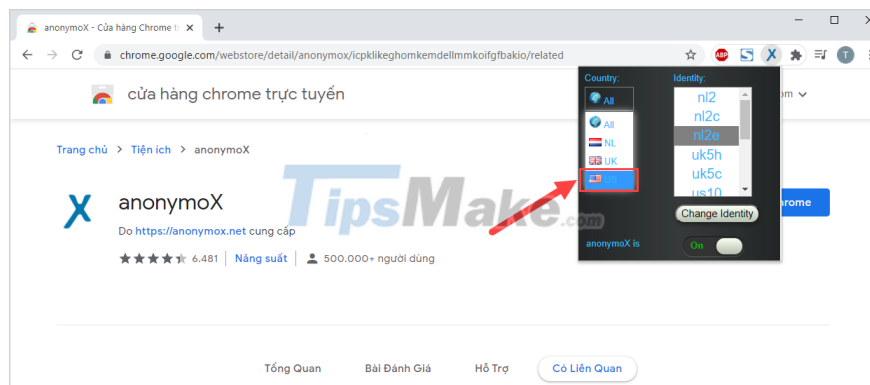
Step 1: You proceed to visit the [home page of anonymoX](#) and click Add to Chrome to proceed with the installation.



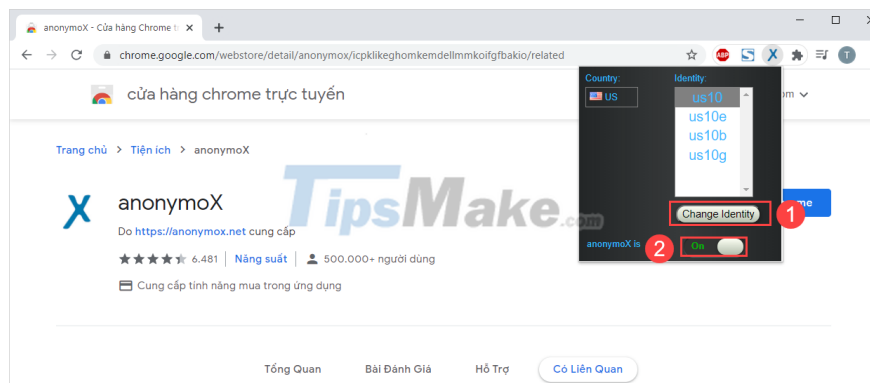
Step 2: Then when the utility is installed, you select the item Expand the utility (1) and select the anonymoX tool (2) to use.



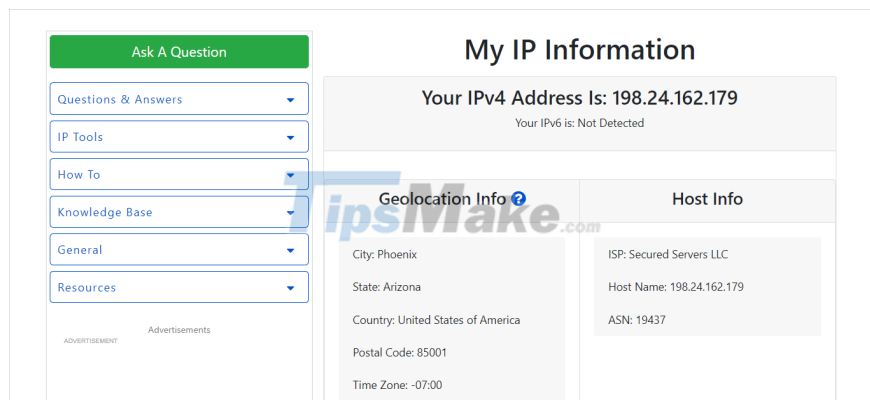
Step 3: When the tool panel appears, select Country USA - USA or UK - UK.



Step 4: During use, you can choose Change Identity (1) to change the Server if it is slow or laggy. When you want to stop Fake IP, please switch to OFF mode (2).



Now we will try to check the IP address with a dedicated tool, this IP address is letting you connect from the city of Phoenix / Arizona / USA.



2. Fake IP of any country with super high security

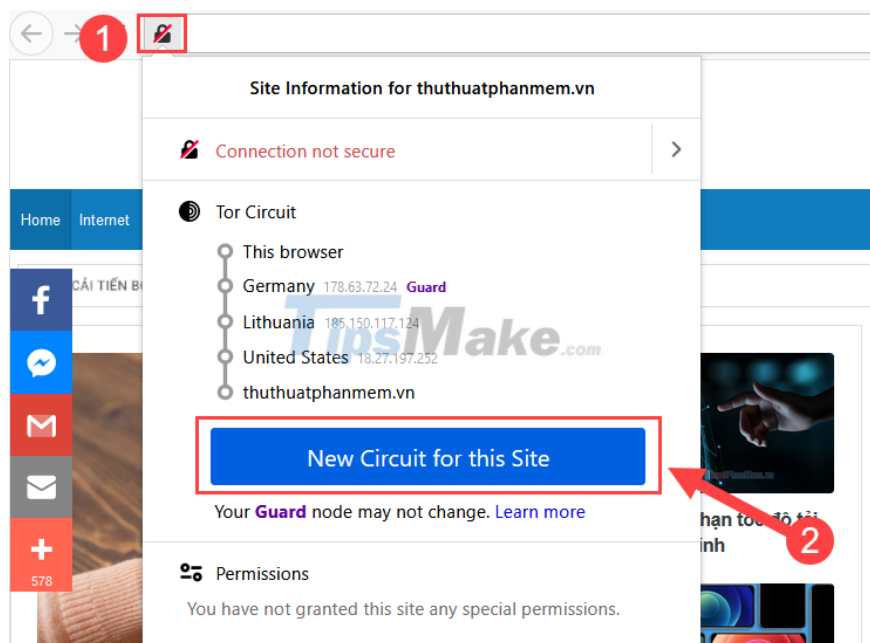
When it comes to Fake IP, people will often refer to the Tor browser because this is a highly secure browser and usually Fake IP 2-3 times before letting the user access the last link. The Tor browser is completely free, so users can download and use it freely.

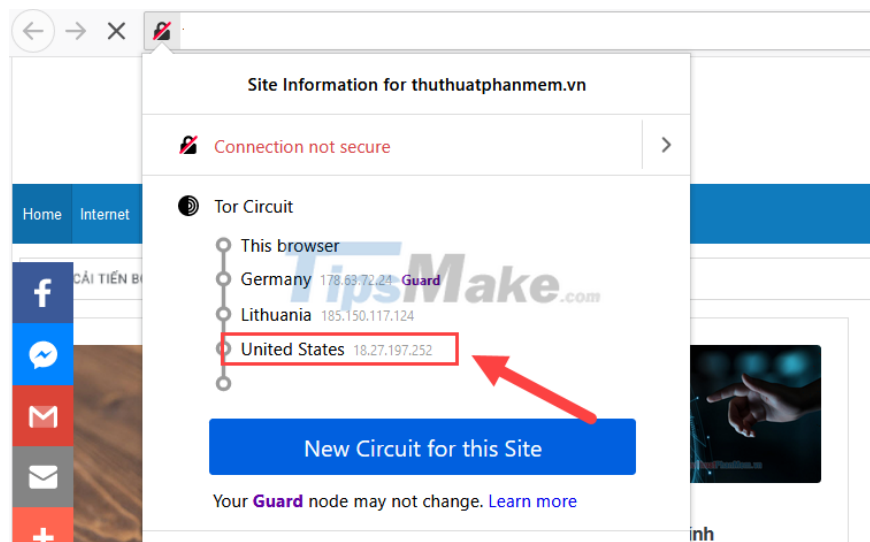
[Tor browser homepage here](#)

Step 1: You proceed to visit the Tor browser homepage and download the software to your computer to install.

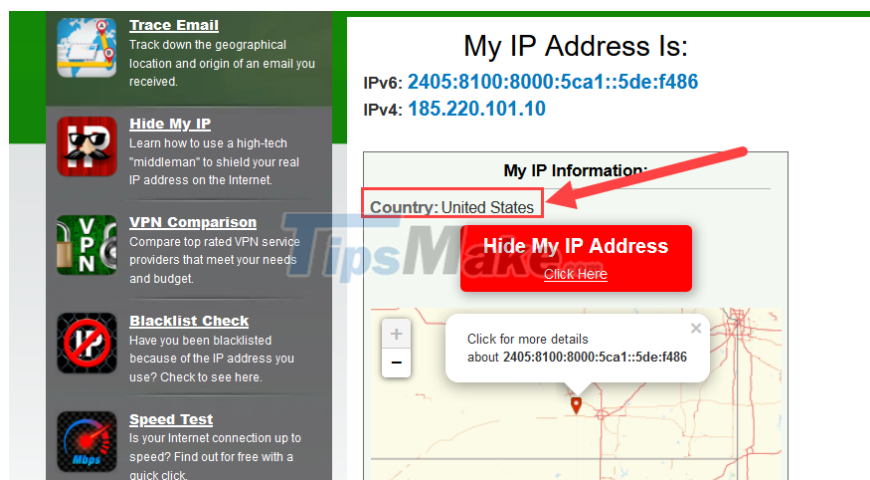
Step 2: After installing Tor, you proceed to open Tor and click on Security (1) to open detailed information. Here, you will see the IP addresses being Faked, but you are only interested in the IP address of the 2nd line from the bottom because this is the last IP address that we will use.

To change the IP address, click New Circuit for this Site (2) and follow the IP address of line 2 from the bottom up to suit your needs.





Step 3: Once you have successfully faked IP, you can check the IP address to see where we are connecting from.



In this article, Tipsmake has guided you to Fake IP US, USA, UK and other countries quickly. Have a nice day!

You finished reading the article "**How to Fake IP USA, change IP to US or any other country n??c**" edited by the [TipsMake](#) team. We hope this article has provided you with many useful tech tips and tricks. You can search for similar articles on tips and guides. Thank you for reading and for following us regularly.