

How to extract ZIP file on computer quickly

How to extract ZIP file on computer quickly. If you regularly download the data files on the internet to your computer, it is probably no stranger to the Zip file format. This is a very common file compression format, compressing the file will ensure t

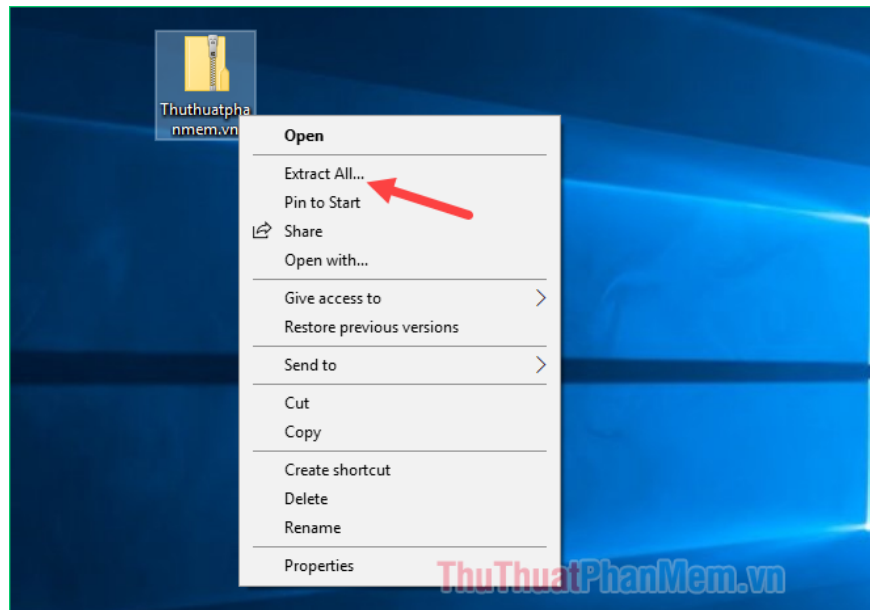
If you regularly download the data files on the internet to your computer, it is probably no stranger to the Zip file format. This is a very common file compression format, compressing the file will ensure the integrity of the file in addition to reducing file size. In this article, TipsMake.com will guide you some simple ways to extract this Zip file format, please refer.



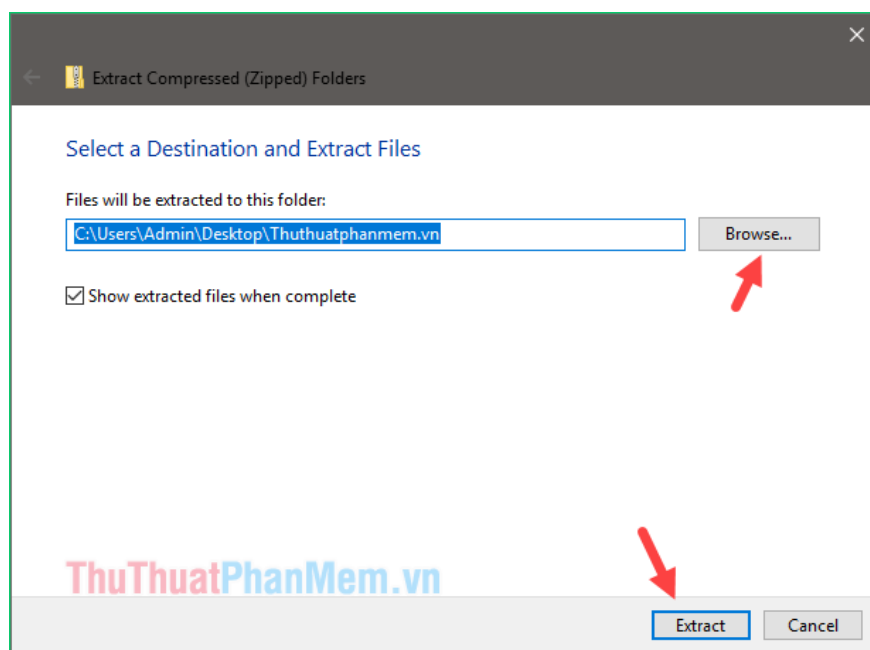
Method 1: Extract without software

Because Zip format is very popular, windows also supports us to extract it without installing any other software.

Very simple, you just right-click on the Zip file and then select **Extract All** .



A new window appears, you can click Browse to select the folder to save the file after extracting, if by default, the file will be extracted to the current directory. Click Extract to extract:



Method 2: Use Winrar software

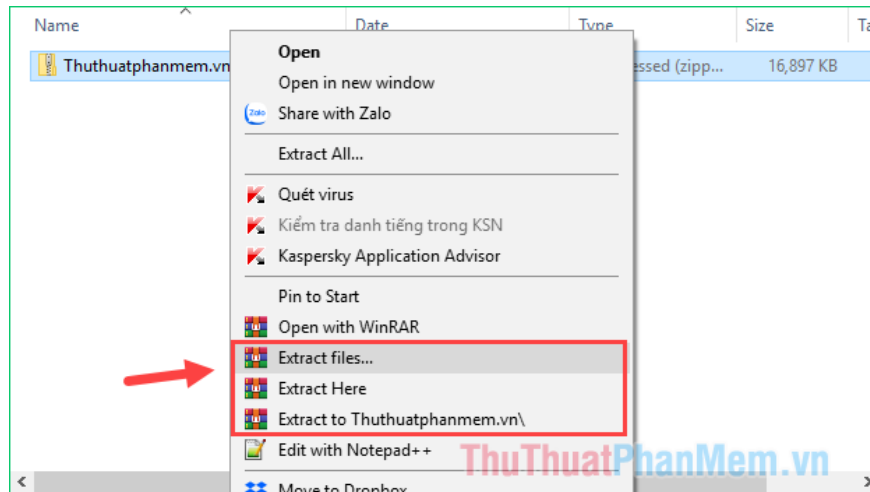
Winrar is a popular file compression and decompression software so none of us are new to you. Winrar can not only decompress Zip files but also many other types of files.

You can download Winrar here: <https://www.rarlab.com/download.htm>

After installing Winrar you can extract the Zip file by the following:

Right-click on the Zip file and choose one of the three options:

- **Extract files** .: extract with many options
- **Extract Here** : extract to current directory
- **Extract to 'file name '**: Extract to a folder with the same name as the compressed file name.



Usually most users will choose Extract Here to extract to the current directory.

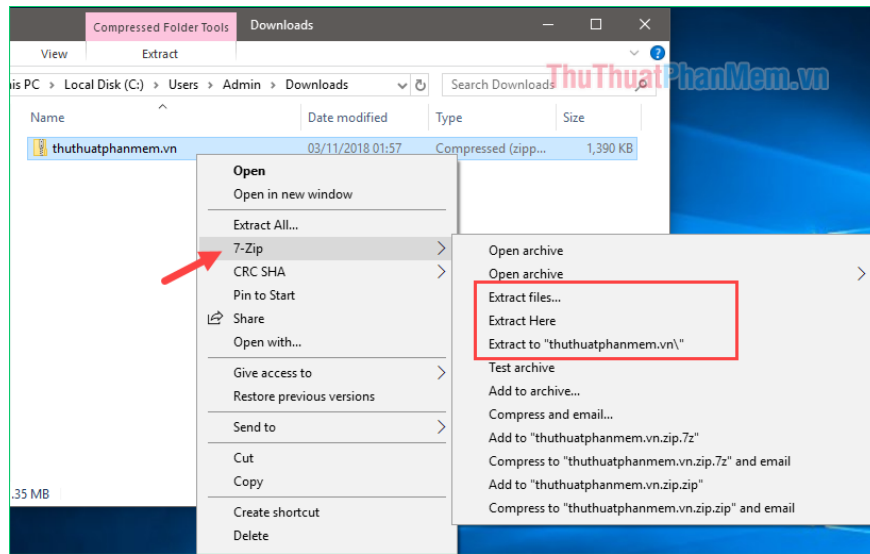
Method 3: Extract by 7Zip software

Like Winrar, 7Zip is also quite popular software, but 7Zip is better than Winrar in that it is completely free.

You can download the 7Zip software here: <https://www.7-zip.org/download.html>

To extract Zip file with 7Zip, right-click on the Zip file, then select 7-Zip and choose 1 of the 3 options similar to Winrar:

- **Extract files** .: extract with many options
- **Extract Here** : extract to current directory
- **Extract to 'file name '**: Extract to a folder with the same name as the compressed file name.



Above TipsMake.com introduced to you a number of ways to extract Zip files on the computer quickly. Thank you for watching, wish you success!

You finished reading the article "**How to extract ZIP file on computer quickly**" edited by the [TipsMake](#) team. We hope this article has provided you with many useful tech tips and tricks. You can search for similar articles on tips and guides. Thank you for reading and for following us regularly.