


# How to experience new features on Safari does not need to upgrade macOS High Sierra Beta

The Safari browser has a huge change on the macOS High Sierra version. However, you do not need to upgrade to macOS High Sierra Beta and still be able to experience those new features on Safari.

One of the significant changes on the macOS High Sierra version, is the Safari browser. According to the announcement from Apple, this new version of Safari will be accelerated, up to 80% more than Chrome. In addition, the ability to block videos automatically run Autoplay Blocking, blocking user tracking to protect personal information, is also included in the Safari version when upgrading.

And before waiting for the official version, users can upgrade to macOS High Sierra Beta version to experience new features. However, if you do not want to upgrade, or the device is not "hot" to upgrade, it is possible to experience new features in Safari through Safari Technology Preview.

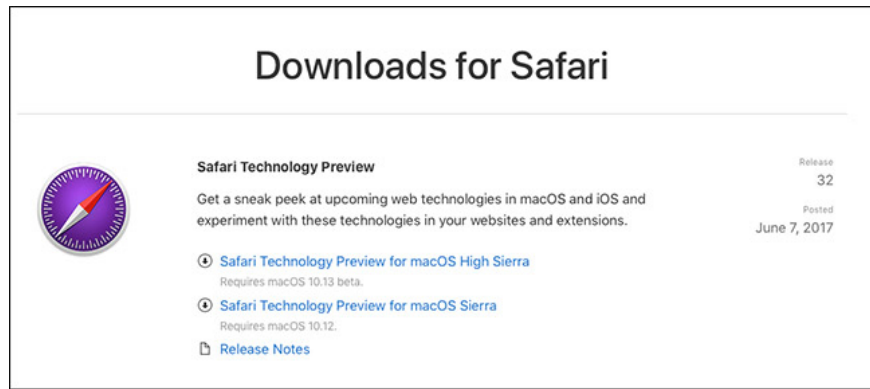
Safari Technology Preview is provided on Apple's developer page, which can be installed independently from Safari. The new Safari installation steps will be available in the article below.



## Step 1:

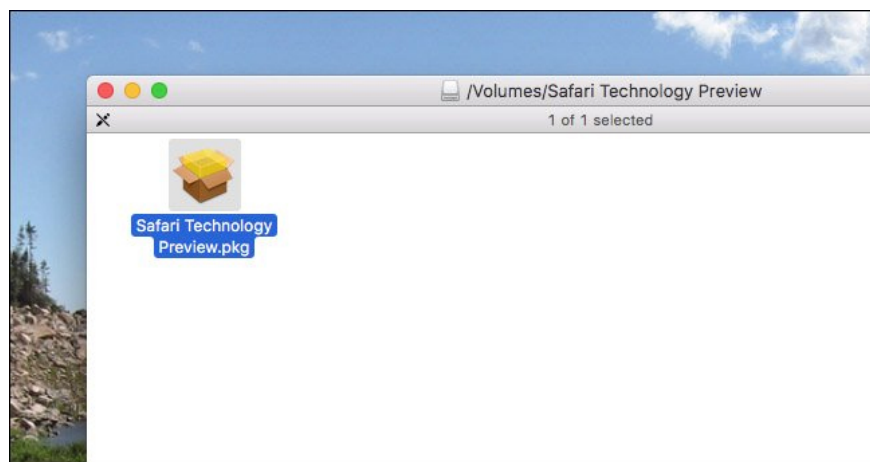
First, click on the link below to access Safari Technology Preview on the Apple website, then proceed to download the version that is compatible with the operating system currently in use.

1. <https://developer.apple.com/safari/download/>



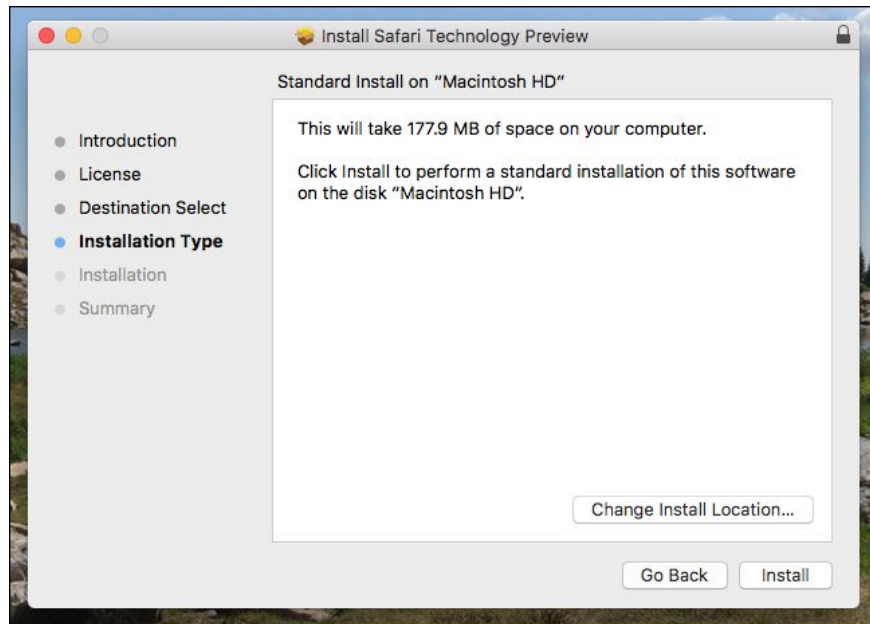
## Step 2:

Run the downloaded DMG file and you will see the Safari Technology file preview in .pkg format.



## Step 3:

Continuing, we double-click on the PKG file to install Safari according to the instructions of the software.




#### Step 4:

After the installation process is successful, we will see Safari Technology Preview in the Applications folder. On the external interface, this icon is quite similar to Safari only in different colors, using purple instead of the original blue.



These two browsers work completely separately on the system. All operations will not be related to each other, from bookmarks, access history, . will not sync to Safari.



However, this is only a trial version, so it is still incomplete. So the advice for users is that it should only be used to experience new features on the MacOS High Sierra Safari version, but not for the main browser. So using the Safari Technology Preview, we can use the new Safari browser features on macOS 10.13 High Sierra without having to install macOS 10.13 High Sierra beta.

Hope this article is useful to you!

You finished reading the article "**How to experience new features on Safari does not need to upgrade macOS High Sierra Beta**" edited by the [TipsMake](#) team. We hope this article has provided you with many useful tech tips and tricks. You can search for similar articles on tips and guides. Thank you for reading and for following us regularly.

---