

# How to exit, logout Viber account on computers, laptops

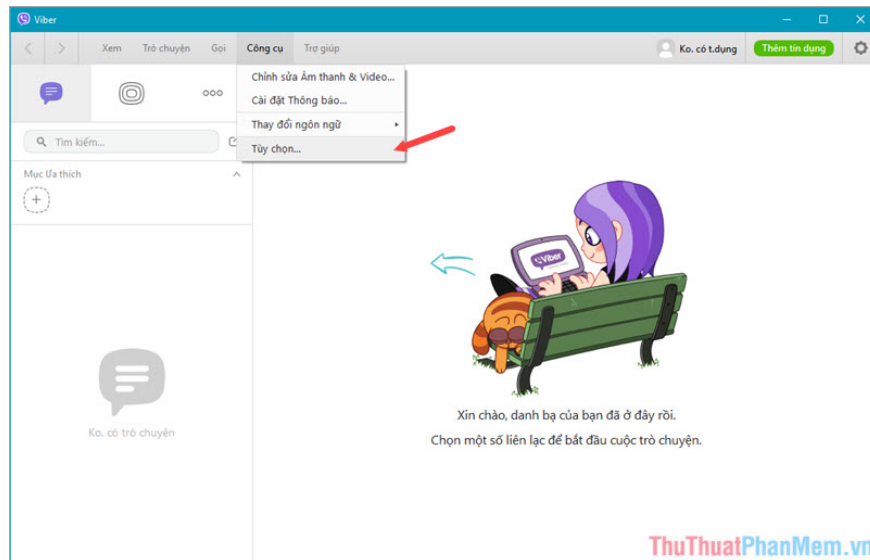
How to exit, logout Viber account on computers, laptops. Viber is the popular OTT (over the top) app on phones with millions of daily users. Viber is one of the leading applications and names like Zalo, Whatsapp, Messenger .. 1

Viber is the popular OTT (over the top) app on phones with millions of daily users. Viber is one of the leading applications and names such as Zalo, Whatsapp, Messenger . came into being after Viber's success.

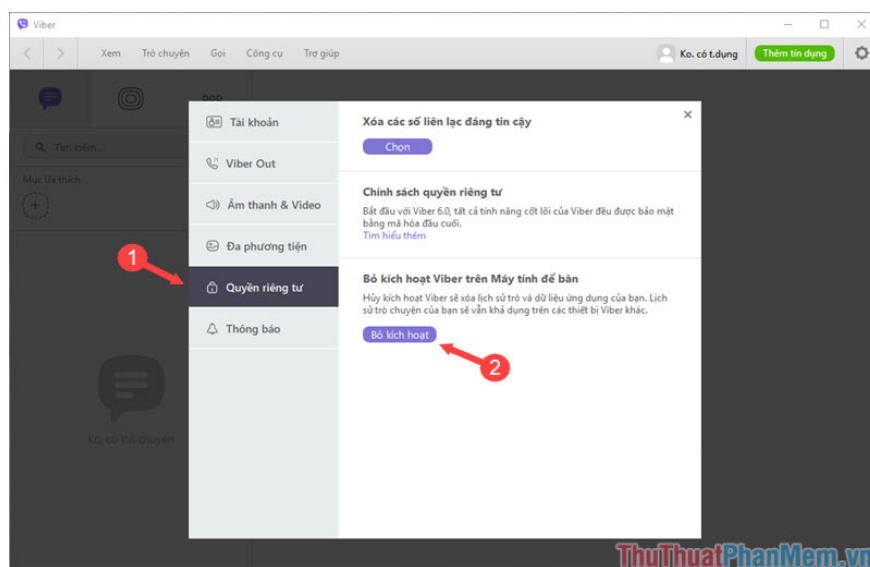


Viber is available on all platforms: from Android smartphones, iOS to PCs, we can communicate anytime, anywhere on any device with Viber. If we use Viber on a PC that we are new to, we may not know how to log out of a Viber account! Let's take a look at the tutorial of **Viber account exit on computer, laptop** below!

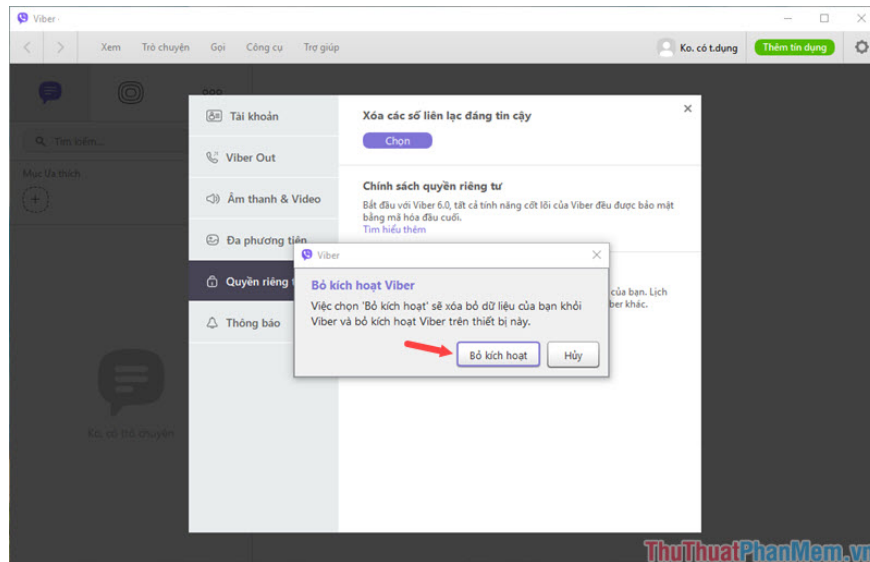
**Step 1:** At the interface of Viber, you click on **Tools (Tools) => Options (Options)** .



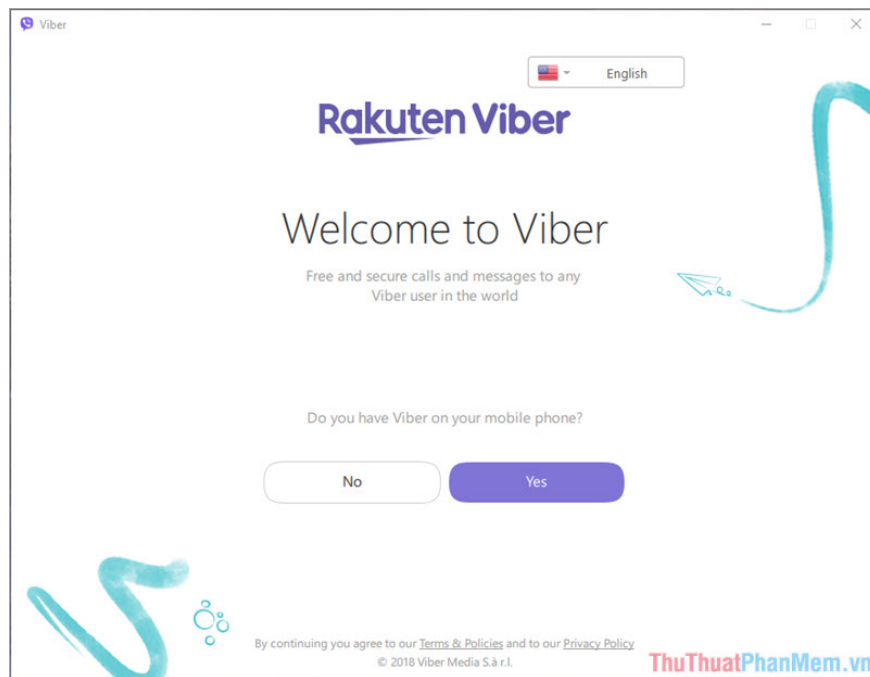
**Step 2:** In the options tab, click on **Privacy** and click on **Deactivate** as shown below.



**Step 3:** The message appears, click on **Deactivate** again.



After **deactivating** , the initial login interface will appear as the picture below, that you have successfully logged out the account.



With detailed and complete instructions presented in the article, you can log out of your Viber account on computers and laptops easily. Good luck!

You finished reading the article "**How to exit, logout Viber account on computers, laptops**" edited by the [TipsMake](#) team. We hope this article has provided you with many useful tech tips and tricks. You can search for similar articles on tips and guides. Thank you for reading and for following us regularly.