

# How to enable RCS messaging on Android

Rich Communication Services or RCS has all the impressive features to replace the old-style SMS messages, with a richer and more flexible text messaging system.

RCS, the next generation of SMS protocol, is finally coming to users. Boasting a host of notable features such as high-resolution photo and file sharing, secure payment, location sharing and more, Rich Communication Services or RCS has all the impressive features to replace old-style SMS messages, with a richer and more flexible text messaging system.

The reliance of RCS (also known as SMS +) on carriers is preventing this advanced messaging feature from being available to users worldwide. Thankfully, that has changed a bit, and if you own a compatible device, you can get RCS messaging on your Android device.

Even if your mobile carrier doesn't support this feature, there is a workaround that can help you enable RCS. Let **TipsMake.com** see how you can enable RCS on your Android device through the following article!

## How to enable RCS Chat on Android

1. How to enable RCS Chat on Android devices
  1. Enabling RCS Chat in Google Mesenges on supported Android phones
  2. Enable RCS messaging on all Android phones regardless of network
2. What are the advantages of RCS Chat?
3. What are the disadvantages of RCS Chat?

## How to enable RCS Chat on Android devices

As promised, Google will deploy RCS in a number of countries around the globe. Unfortunately, what prevents RCS from reaching its full potential is not the limitations of this feature itself, but the lack of a simple implementation policy. A typical case, in many parts of the world including the United States, Android device users must choose a carrier that supports RCS Universal Profile like Google Fi.

Although the search engine 'giant' is offering live (slightly slower) RCS Chat for Android users in some countries (such as the United Kingdom and France), for now, The direct implementation of this advanced messaging system across the globe seems to be far off. Anyway, whether you have an Android phone with or without RCS support, it is not necessarily out of hope.

## Enabling RCS Chat in Google Mesenges on supported Android phones

1. Launch Google Messages (free) on Android phones.

# Messages



59039000

2:03 PM

Payment of Rs.129.00 for Txn P04-2024031-8516965 on SWIGGY is successful. Updated balance: Rs.313.60.



A\$AIRGNF

11:32 AM

Airtel Pack ki validity kal sampat hogi.Sewa Jaari rakhne ke liye unlimited pack se recharge kare.Call 12181/dial ...



JAJioSvc

10:44 AM

Welcome to Jio-Delhi NCR. Kindly enable Data Roaming to use data services. 4G Data, Voice & SMS benefi...



JTJioPay

Mon

28-Oct-19 18:21: **பெரிய அன்புடன்**  
**உங்கள் கணக்கு கண்காணிக்கப்பட்டுள்ளது**  
**உங்கள் கணக்குக்கு ரூ.15000 அனுப்பியுள்ளோம்**



VMICICIB

Mon

Dear Customer, paytm has requested money from you on your ICICI Bank app. On approving the request, Rs 35.76 will be ...



VKICICIB

Mon

Acct XXX669 debited with 3576.00 on 28-Oct-19 and transaction amount to your bank credited. Info:UPI: 69011200100100100...



VKIPAYTM

Mon

Paytm never calls you asking for OTP. Sharing OTP gives anyone full access to Paytm balance. OTP for linking your Payt...



AXIPaytm

Mon

Paytm never calls you asking

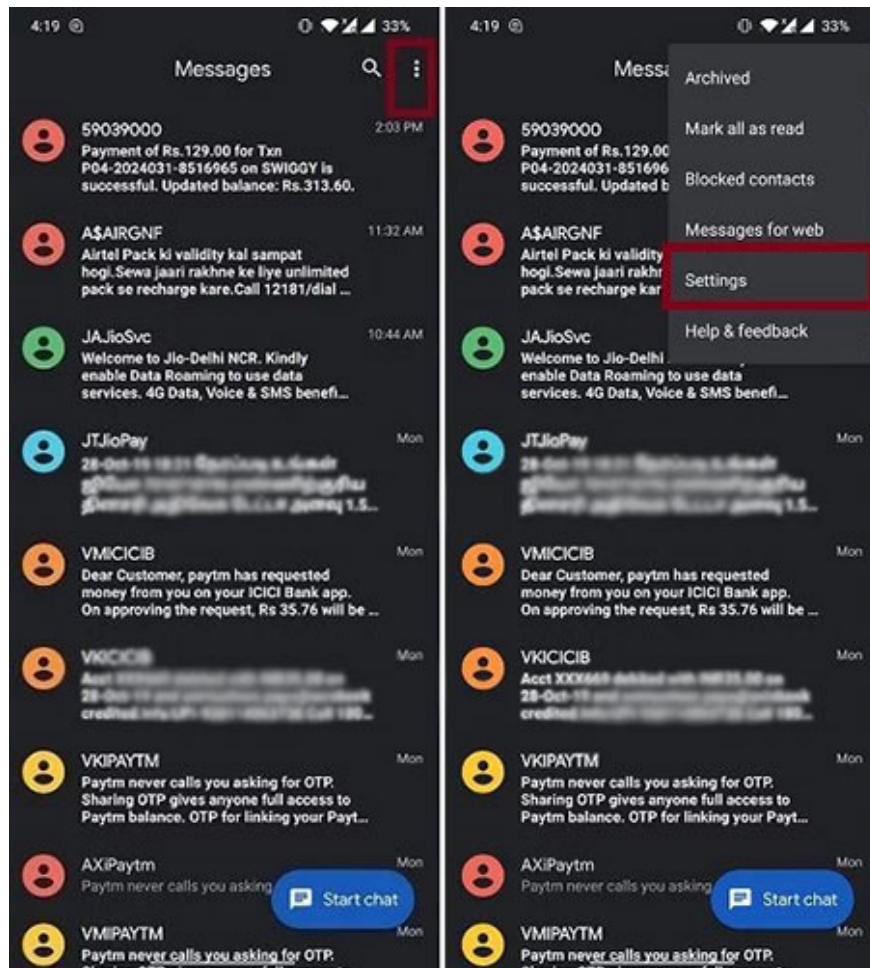


VMIPAYTM

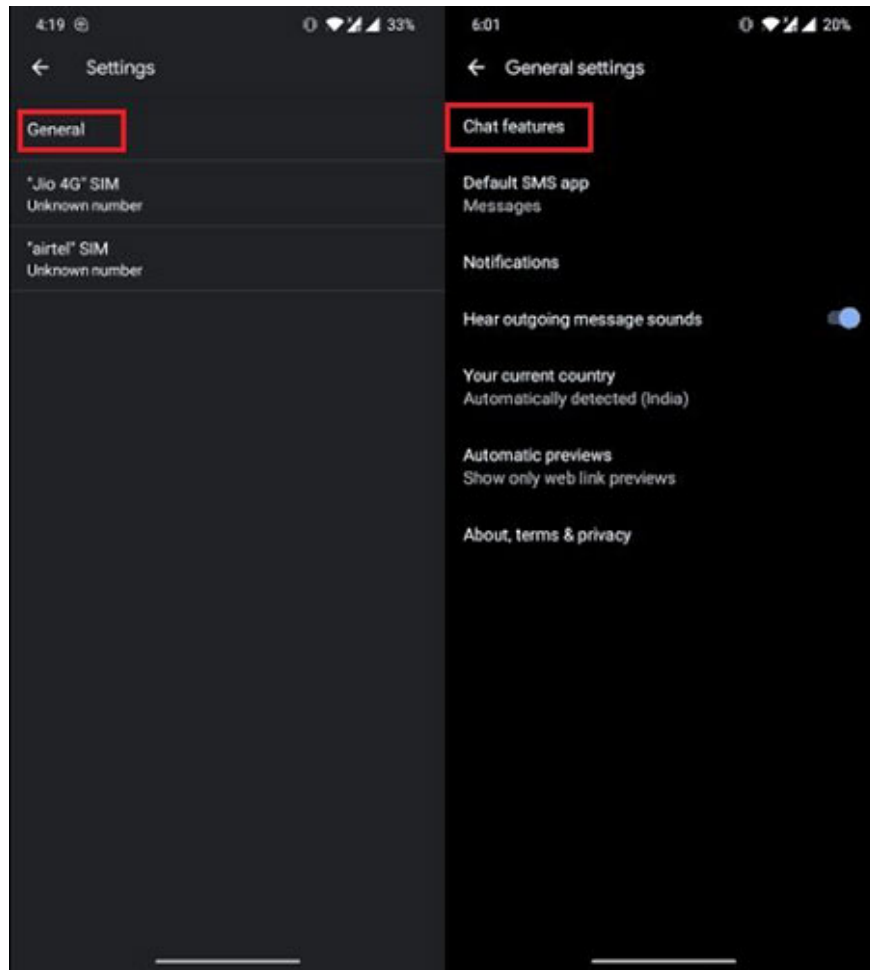
Mon

Paytm never calls you asking for OTP. Sharing OTP gives anyone full access to

2. Now, tap on the 3 dots in the upper right corner and select **Settings**.

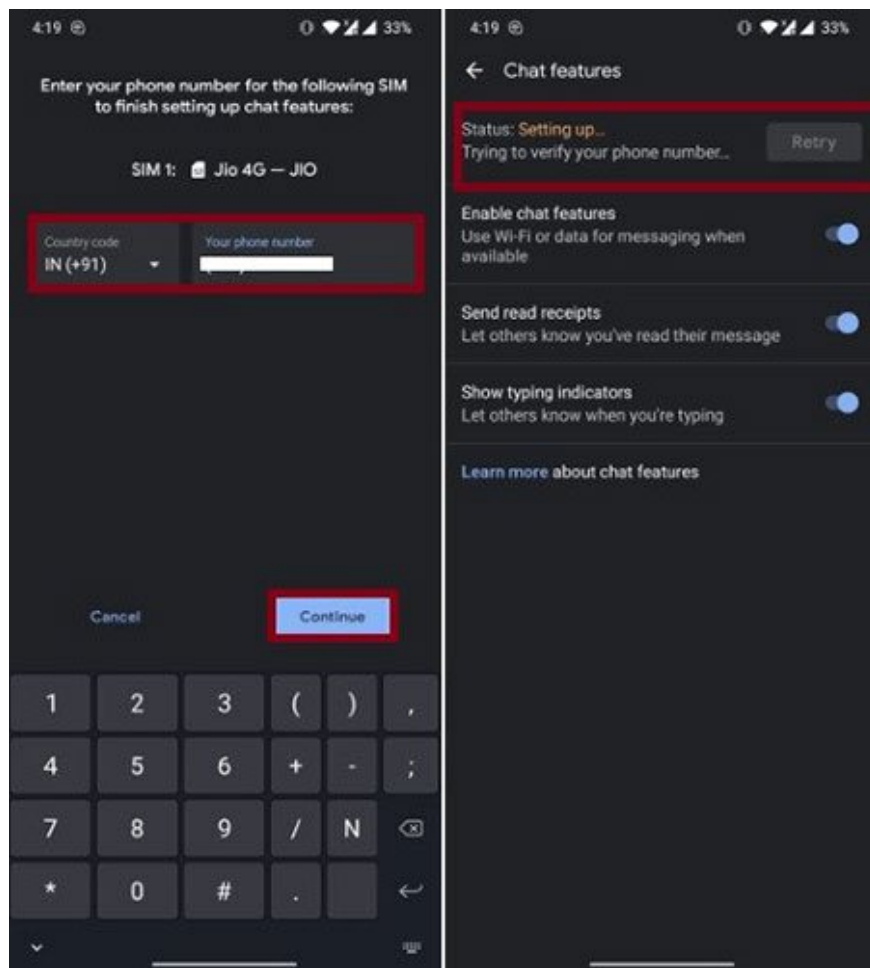


3. Next, click on **General** and then on **Chat Features**.



**Note :** In some 1-SIM devices (or dual-SIM devices where you only use one SIM card), the '**Chat features**' option is displayed right inside the '**Settings**' page . In those cases, you won't need to go into any general options.

4. Now, the application will automatically verify your phone number for RCS and activate the feature after it is approved. In dual SIM devices, you may be asked to enter your number.



All operations are completed! Now, wait a few seconds until Google Messages has verified your phone number. When done, the status will change from **Setting up** to **Connected**.

## Enable RCS messaging on all Android phones regardless of network

As mentioned above, even without a compatible device, you can still use RCS Chat thanks to a Reddit user group. But before proceeding, be sure to fulfill these requirements first.

### These requirements need to be guaranteed

1. Be sure to have the beta version of the Google Messages app.
2. Make sure you have the Activity Launcher app installed on your device. If not, download it now from the Google Play Store.
3. If the Messages app is running in the background, make sure to force quit it.
4. Go to system settings on the phone and then locate **Carrier Services** . Then delete the stored data.
5. Remember to turn off WiFi.

### Operations

1. Open **Activity Launcher** on Android devices.

2:39

38%

Search apps

PERSONAL

WORK



1.1.1.1



Activity La...



ADM



Adobe Acr...



Adobe Scan



AfterGlow



Age Calcul...



Airtel



Amazon Ki...



Amazon M...



Amazon Sh...



Apple Music



Backdrops



BookMySh...



Calculator



Calendar



Camera



Carrier Ser...



Chrome



Clock



Community



Contacts



Device Poli...



Docs



Drive

2. Now, click **Recent Activities** and select **All Activities** .

2:39

38%



Recent activities



All activities

er




OnePlus Launcher

3. Next, scroll down the list to find '**Android Messages**' and click on it. Then choose **Set RCS Flags** .

1:20

47%



All activities

ationListActivity

**Messages**

com.google.android.apps.messaging.ui.conversation.LaunchConversationActivity

**Messages**

com.google.android.apps.messaging.ui.conversationlist.ShareIntentActivity

**Messages**

com.google.android.apps.messaging.ui.conversationlist.VideoShareIntentActivity

**Messages**

com.google.android.apps.messaging.voiceactions.BugleSearchActionVerificationClientActivity

**Messages**

com.google.android.apps.messaging.wearable.WearableSetDefaultSmsAppActivity

**Open source licenses**

com.google.android.libraries.social.licenses.LicenseMenuActivity

**SIM card messages**

com.google.android.apps.messaging.ui.appsettings.SimMessagesActivity

**Set RCS Flags**

com.google.android.apps.messaging.ui.appsettings.rcs.override.OverrideFlagsActivity

**Settings**

com.google.android.apps.messaging.ui.appsettings.SettingsActivity

**Spam protection**

com.google.android.apps.messaging.ui.appsettings.SpamSettingsActivity

**Suggestions in chat**

com.google.android.apps.messaging.ui.appsettings.SmartsSettingsActivity

**Verified SMS**

com.google.android.apps.messaging.ui.appsettings.VerifiedSmsSettingsActivity

4. Right in the **ACS URL** section, select '**http://racs-acis-prod-us.sandbox google.com/**'. Then click on **Apply**.

1:21

47%

← Set RCS Flags

ACS Url

http://rcs-acis-prod-us.sandbox.google.com/

OTP Port

Set OTP Port

OTP Pattern

Your\Messenger\verification\score\sis\G-(\d{6})

IMSI Format

Set IMSI Format

IMEI Format

Set IMEI Format

Apply

5. Now, launch the Messages app on your Android device. Setting up RCS Chat is waiting for you. Now, you can set it up in minutes (about 3 minutes). Completing the setup is that you will be able to chat using a lot of impressive features. As mentioned above, you can enjoy sharing 'rich message' with anyone with an Android device.

**Note :** If this procedure doesn't work for you, delete the **Carrier Services** data from the **Settings** app and then force **Android Message** to stop . Then repeat steps 1 - 3. Next, select **OTP Pattern** and click **YoursMessengersverificationscodesissG- (d {6})** in the menu. After completing the process, you can go to **Settings> Chat Features> Status** to check If it has been activated successfully, the status will appear as **'Connected'**.

## **What are the advantages of RCS Chat?**

Billed as an advanced messaging feature, RCS Chat seems to be the true successor of SMS / MMS. As part of the broader IP multimedia subsystem, this is an efficient text messaging system. In addition, RCS is very versatile, can transmit multimedia in the call and also provides Phonebook Polling (designed to explore the service).

Other noteworthy features include sending in real time, reading receipts and being able to receive cues when someone else is typing a message. But what makes people want to use this new text messaging system is the ability to attach large video files and high quality photos. If you like sharing photos and clips with your friends and loved ones, you will find this feature worth noting.

If Google succeeds, Android will eventually have a messaging system that provides a unified and seamless experience that can compete with iMessage - the 'brand' of the Apple ecosystem for years.

## **What are the disadvantages of RCS Chat?**

Despite being hailed as the next-generation SMS protocol, RCS still lacks the ability to secure messages. Given that security and privacy have become a mandatory subject that every app - from WhatsApp to Telegram - wants to capture (at least on paper), it's hard to understand when RCS Chat doesn't offer it. end-level encryption feature.

It doesn't make much sense to own an advanced messaging system, but it can't protect the privacy and keep sensitive user information safe, right? For many, the things that make iMessage stand out from the rest are not a myriad of "eye-catching" features as well as an intuitive interface, but the ability to provide a consistent experience with the system. The best possible protection against prying eyes. Unless and until RCS adds top-level end-to-end encryption, the goal of providing a messaging system that can beat Apple's tool will still be a far-off concept.

Not to mention, RCS also doesn't support dual SIM phones, if you're using both SIM slots. In a world where most Android phones come with dual SIMs, the RCS messaging feature can be a bit difficult to gain a foothold. Another major flaw (as mentioned above) that seems to be slowing down RCS Chat is due to over-reliance on carriers. And unless all carriers support RCS wholeheartedly, Android users will hardly have a unified messaging experience.

That's how you can enable RCS messaging on Android devices. While it's unclear how long Google will take to implement this feature, it is certainly possible that this trick could temporarily remove the barriers that prevent

users from experiencing SMS +. Until Google comes up with a simpler solution, make the most of it to see what the future of text messaging will be like!

Hope you are succesful.

You finished reading the article "**How to enable RCS messaging on Android**" edited by the [TipsMake](#) team. We hope this article has provided you with many useful tech tips and tricks. You can search for similar articles on tips and guides. Thank you for reading and for following us regularly.

---