

How to enable Internet Explorer mode on Microsoft Edge

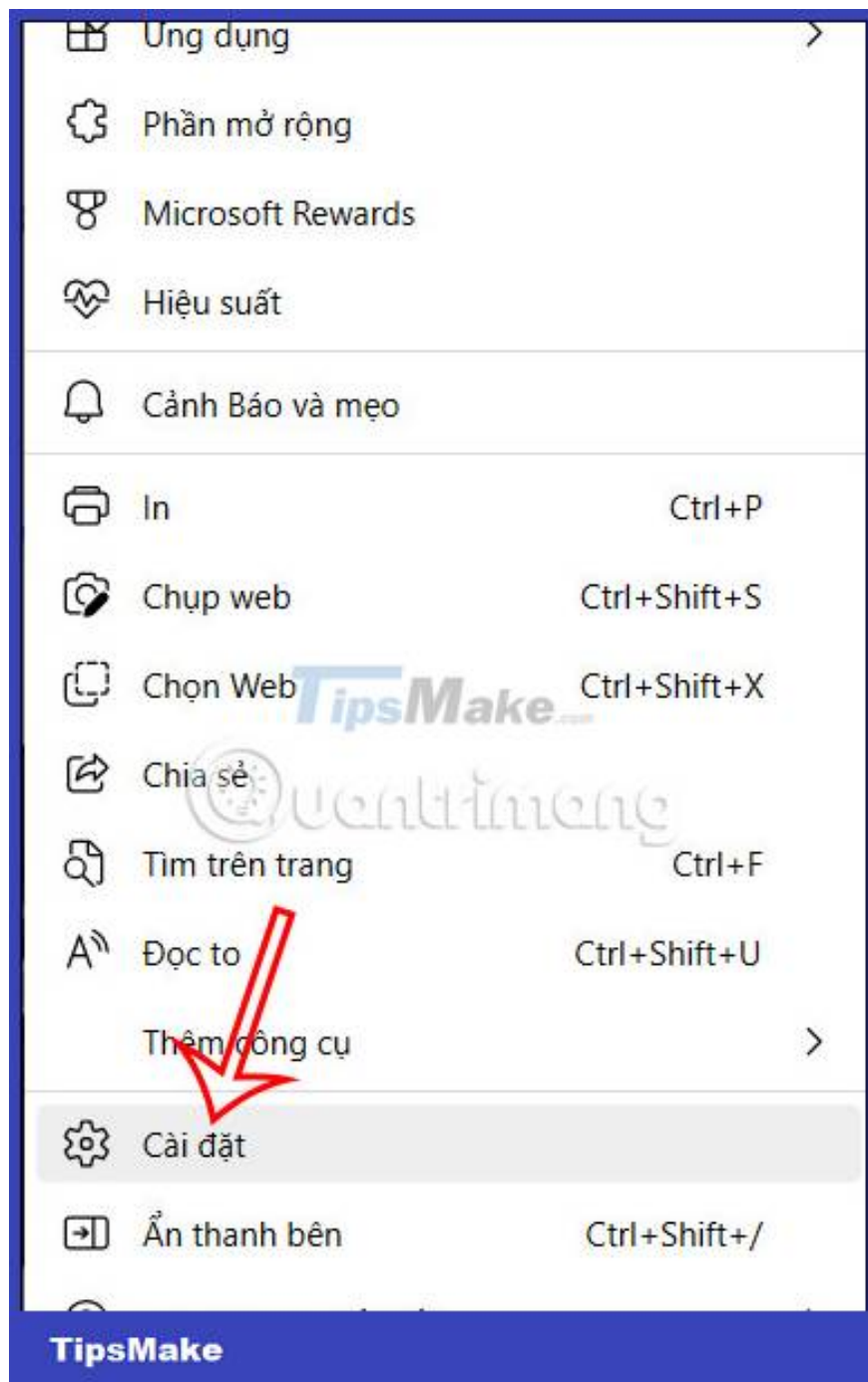
Although the Internet Explorer browser has been discontinued, there are still some old websites that are not suitable for modern browsers, so users cannot open and read content.

If so, users can enable Internet Explorer mode on Edge browser to be able to access old websites in IE mode on Edge browser. The following article will guide you to enable Internet Explorer mode in Microsoft Edge.

Instructions to enable Internet Explorer in Microsoft Edge

Step 1:

In the Microsoft Edge browser, users click on **the 3 dots icon** and then select **Settings** in the displayed list.



Step 2:

Switch to the interface of settings for the Microsoft Edge browser. Here the user will click on **the Default browser item** on the left edge of the screen.

Cài đặt

🔍 Tìm kiếm trong cài đặt

📁 Hồ sơ

🔒 Quyền riêng tư, tìm kiếm và dịch vụ

🗣️ Giao diện

📄 Thanh bên

📄 Bắt đầu, nhà riêng và các tab mới

📄 Chia sẻ, sao chép và dán

📄 Cookie và quyền truy nhập site

📄 Trình duyệt mặc định

↓ Nội dung tải xuống

👤 An toàn gia đình

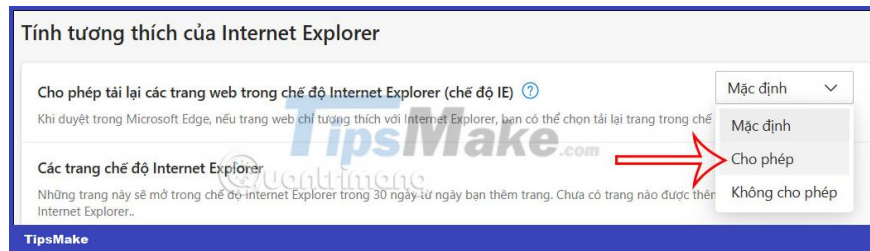
🗣️ Ngôn ngữ

🖨️ Máy in

TipsMake

Step 3:

Looking to the right content at **Allow reloading web pages in Internet Explorer mode (IE mode)** , users will **adjust from the current Default mode to Allow mode** .



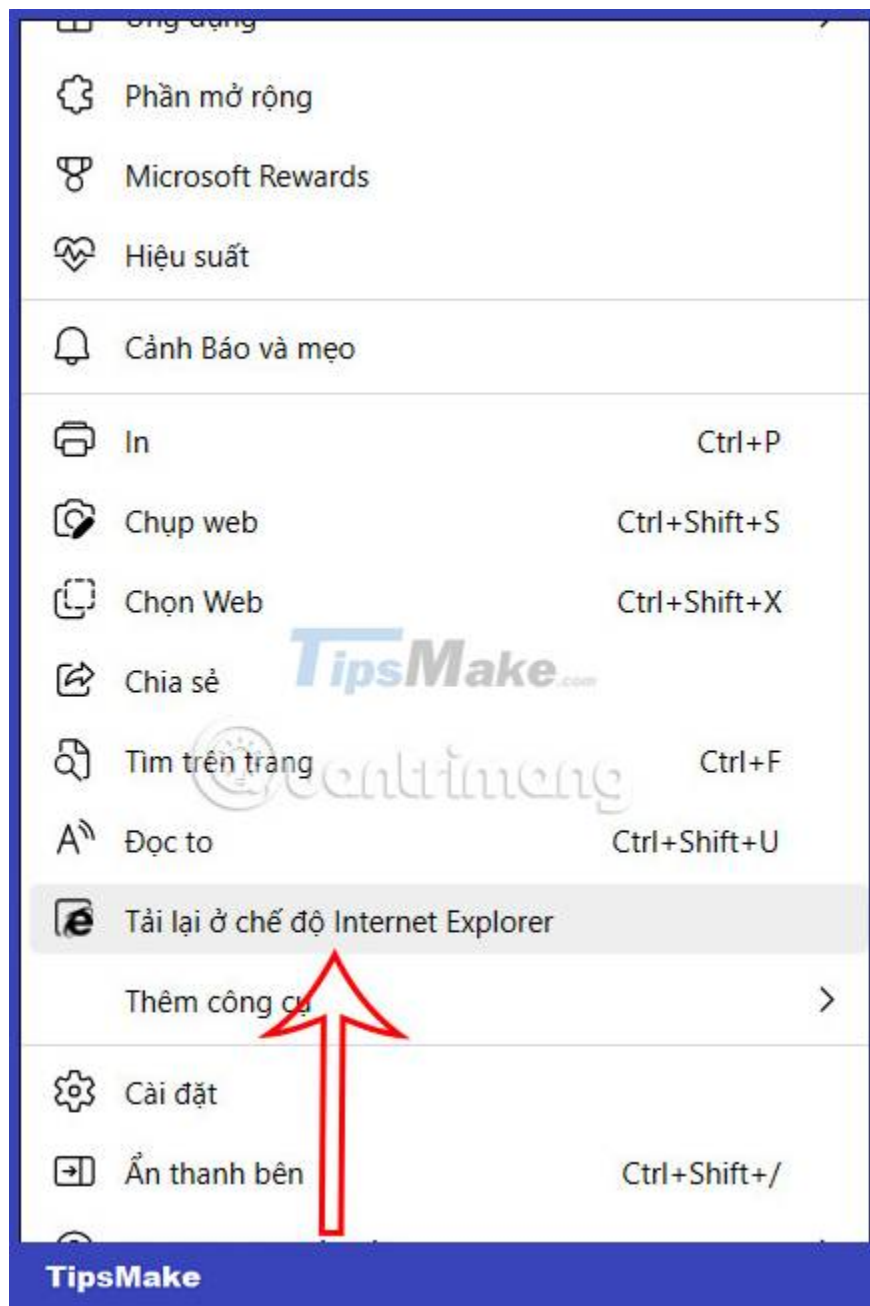
Right after that you need to **press Restart** for the new settings to be applied immediately to the browser.



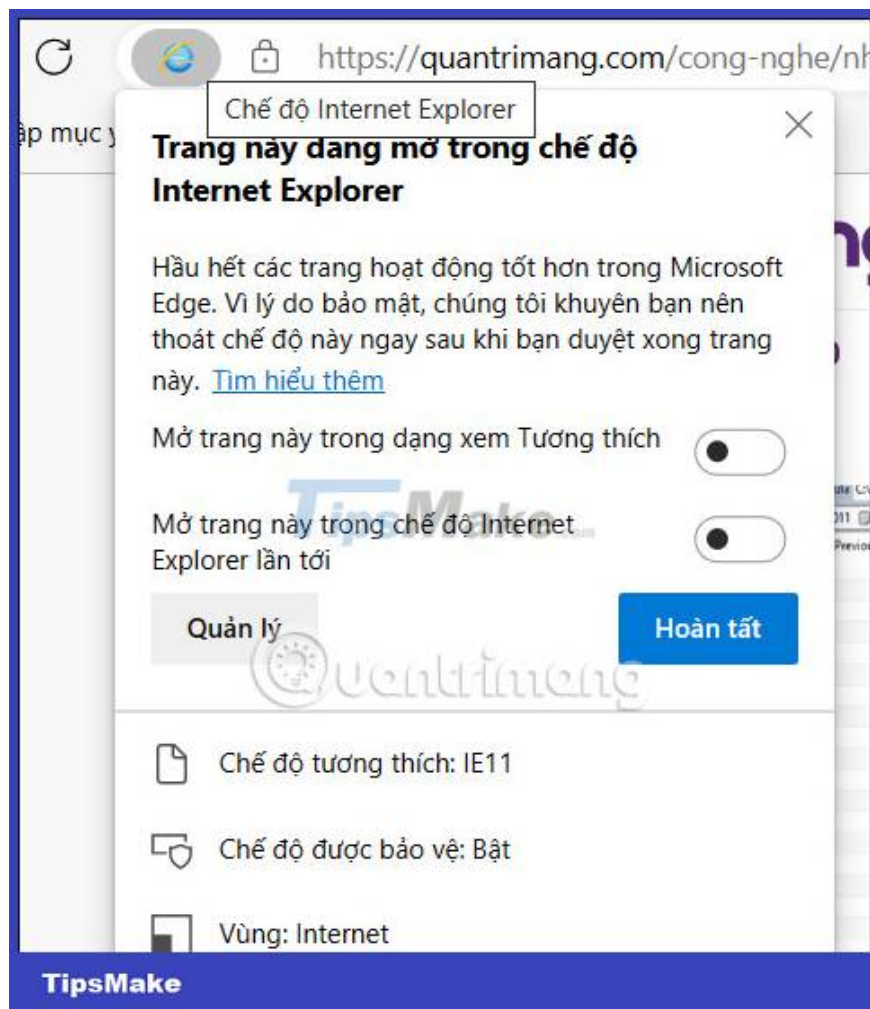
Step 4:

Now when you visit a website that currently only works on Internet Explorer browser. At this website, users will click on **the 3-dot icon** and then select **Reload in Internet Explorer mode** .

Immediately the web page will be reloaded in the Internet Explorer browser interface.



In addition, when you click on the IE browser icon on the address bar as shown, you will have more options as shown below.



You finished reading the article "**How to enable Internet Explorer mode on Microsoft Edge**" edited by the [TipsMake](#) team. We hope this article has provided you with many useful tech tips and tricks. You can search for similar articles on tips and guides. Thank you for reading and for following us regularly.