

# How to enable automatic deletion of Telegram messages

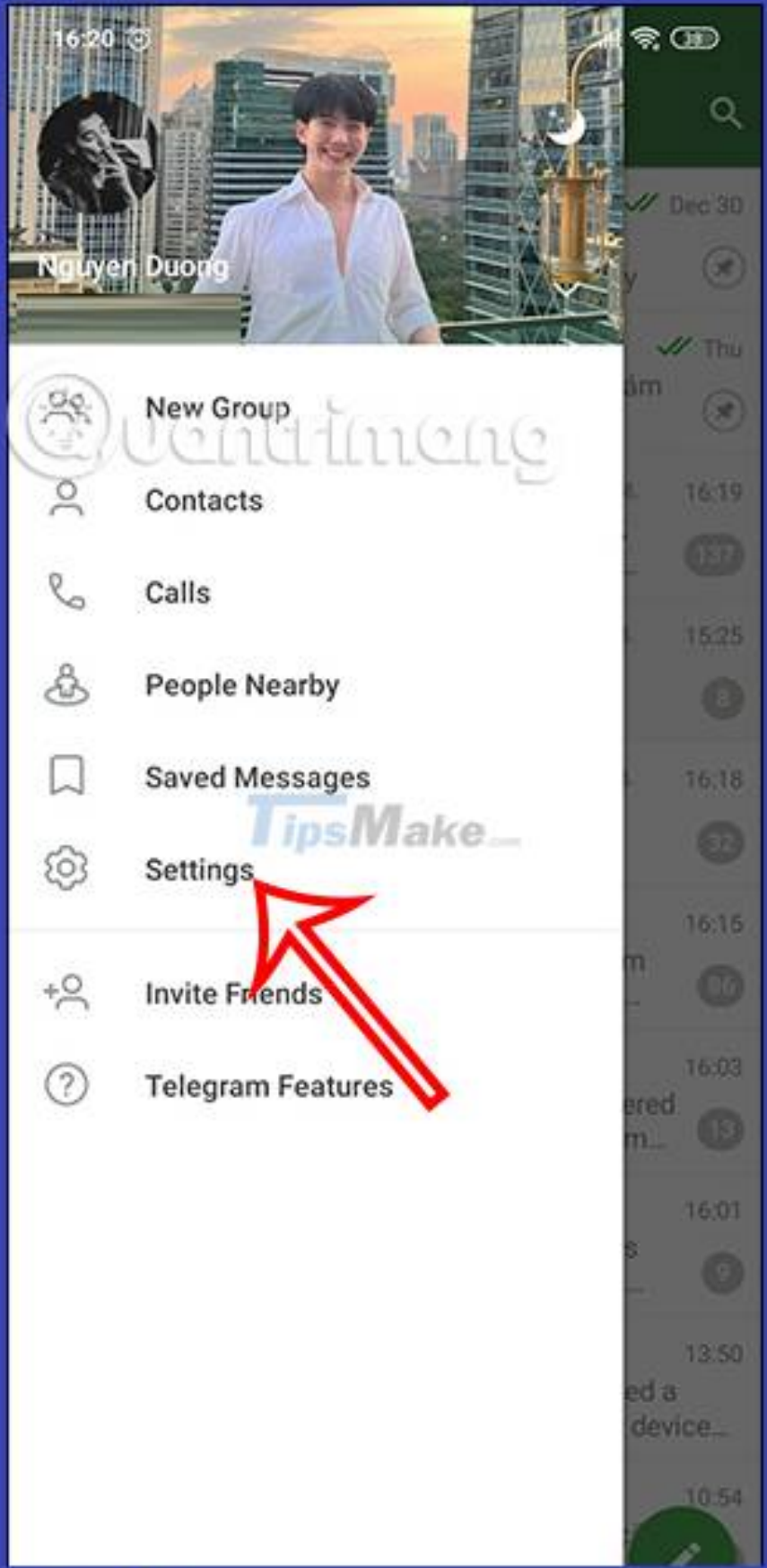
Telegram already has a feature to automatically delete messages similar to automatically deleting Zalo messages after a certain period of time to reduce the amount of space used by the application, as well as limit the message from being exposed.

You can set up automatic deletion of messages for group chats on Telegram, or individual chat groups. If you want this automatic deletion of Telegram messages to apply to all conversations on Telegram, you can still set it up generally. The article below will guide you to enable automatic deletion of Telegram messages.

## Instructions to enable automatic deletion of Telegram messages for all

Step 1:

At the interface on Telegram, click on the 3 horizontal lines icon, then click on Settings to enter the settings interface for the application.



Step 2:

Go to the next interface, click on Privacy and Security to see the privacy settings for your Telegram account. You will now see the Auto-Delete Messages mode to delete yourself.

16:20



**Nguyen Duong**  
online



**Account**










Username

**Bio**

Add a few words about yourself

**Settings**






*TipsMake...*

-  Notifications and Sounds
-  Privacy and Security
-  Data and Storage
-  Chat Settings
-  Stickers and Emoji
-  Chat Folders
-  Devices



# ← Privacy and Security

## Security

-  Blocked Users 1
-  Devices 50
-  Passcode Lock Off
-  Two-Step Verification On
-  Auto-Delete Messages Off

Automatically delete messages for everyone after a period of time in all new chats you start.



## Privacy

- Phone Number Nobody
- Last Seen & Online Everybody
- Profile Photos & Videos My Contacts
- Forwarded Messages Everybody
- Calls Nobody
- Groups & Channels My Contacts
- Voice Messages Everybody

### Step 3:

You will then see the time it takes for the Telegram message to automatically delete. You can choose the time from this list, or click [Set Custom Time](#) to choose the time according to your needs. After selecting the time, click [Set Auto-Delete](#) to set.

16:21



## ← Auto-Delete Messages



### Self-Destruct Timer

Off

After 1 day

After 1 week

After 1 month

### Set Custom Time

If enabled, all new messages in chats you start will be automatically deleted for everyone at some point after they are sent. You can also **apply this setting for your existing chats**.

16:21



## Auto-Delete Messages



Self-Destruct Timer

Off



After 1 day



After 1 week



After 1 month



Auto-delete after...

off

1 day

2 days

3 days

4 days

Set Auto-Delete

TipsMake

Step 4:

So you have set the time to automatically delete Telegram messages for all conversations. To turn off this mode, just click Off.

# ← Auto-Delete Messages



## Self-Destruct Timer

Off

After 1 day

After 2 days

After 1 week

After 1 month

## Set Custom Time

If enabled, all new messages in chats you start will be automatically deleted for everyone at some point after they are sent. You can also **apply this setting for your existing chats**.

# **How to enable automatic deletion of specific Telegram messages**

Step 1:

Open the Telegram chat group or conversation you want and click on the name above.



TipsMake

16:21



TÌM  
3 men

Notifications  
On

+o Add Mem.



Nguyen Duong  
online

Owner



Em yêu  
last seen yesterday at 21:10



C Bầu  
last seen within a month



Auto-Delete



Start Video chat



Search Members



Delete and Leave Group



Add to Home Screen

Media

Links

Voice

GIFs



TipsMake

## Step 2:

You will see the time we schedule to automatically delete messages for this conversation. If you want to add a specific time, click Custom. Then you also choose the time you want.

16:21



TÌM NGƯỜI  
3 members

Notifications

On



Add Members



Nguyen Duong  
online



Em yêu  
last seen yesterday at 21:10



C Bầu  
last seen within a month



Back



1 day



1 week



1 month



Custom



Automatically delete new messages sent in this chat after a certain period of time.

Media

Links

Voice

GIFs



TipsMake

16:22



TÌM NGƯỜI 🐵  
3 members

Notifications

On



Add Members



Nguyen Duong  
online

Owner



Em yêu  
last seen yesterday at 21:10



C Bàu  
last seen within a month

Auto-delete after...

off

1 day

2 days

3 days

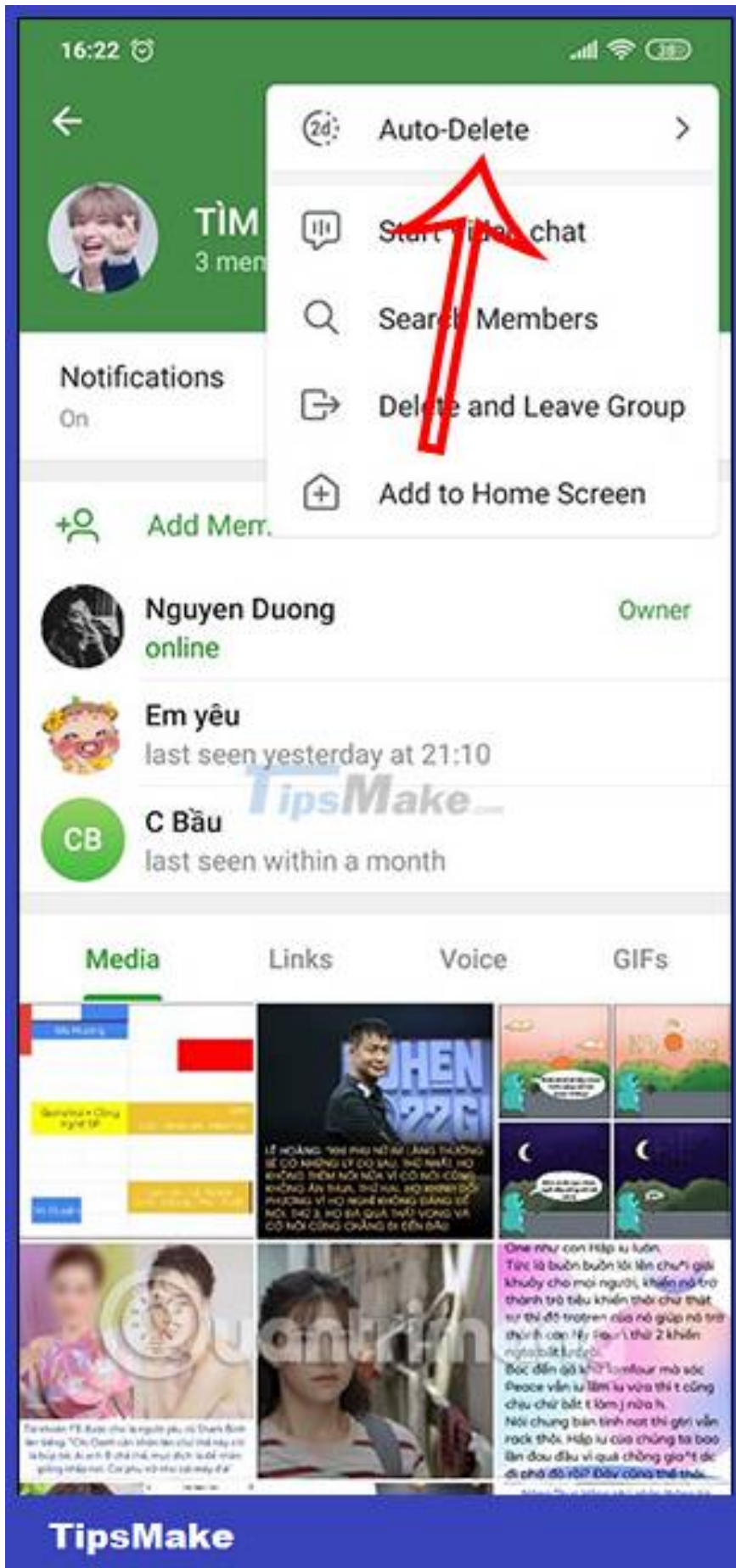
4 days

Set Auto-Delete

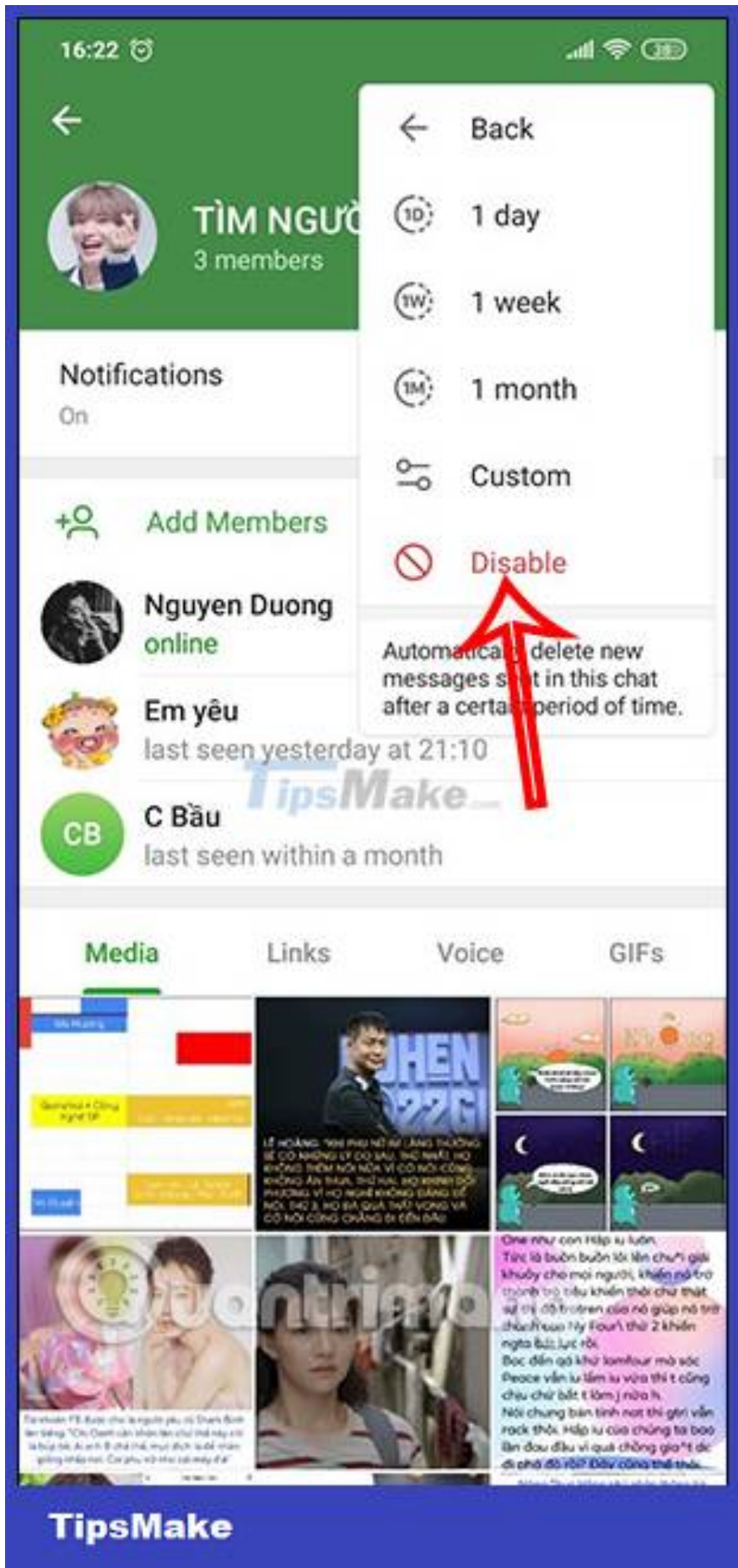
TipsMake

Step 3:

You will now see the display time for the Telegram automatic message deletion feature that you have set up. Click on the feature to change it again. Now you can choose another time or click Disable to remove the feature of automatically deleting Telegram messages.



TipsMake



16:22



**TÌM NGƯỜI**  
3 members

**Notifications**  
On

+o **Add Members**

**Nguyen Duong**  
online

**Em yêu**  
last seen yesterday at 21:10

**C Bầu**  
last seen within a month

← **Back**

**1 day**

**1 week**

**1 month**

**Custom**

**Disable**

Automatically delete new messages sent in this chat after a certain period of time.

**Media**

**Links**

**Voice**

**GIFs**



**TipsMake**

You finished reading the article "**How to enable automatic deletion of Telegram messages**" edited by the [TipsMake](#) team. We hope this article has provided you with many useful tech tips and tricks. You can search for similar articles on tips and guides. Thank you for reading and for following us regularly.

---