

How to enable anonymous video viewing on YouTube

YouTube on Android has updated the feature to watch videos in incognito mode, without saving the recorded video history.

To secure the above activities on the web browser, we can delete web access history or use incognito mode in the browser. Currently all browsers such as Chrome, Firefox, . have an anonymous browsing mode. Thus the entire browsing history will not be saved.

And recently YouTube Android has updated Incognito Mode anonymously, watching videos in private mode, not saving the history of watching videos or history of video search. This mode will work until the user turns off watching anonymous videos. The following article will guide users how to enable anonymous video viewing on YouTube Android.

1. How to automatically clear your browsing history when you exit Firefox
2. Clear browsing history, Firefox browser cache on Windows and Mac OS X
3. How to use Firefox Focus: Private Browser

How to watch YouTube videos in private mode

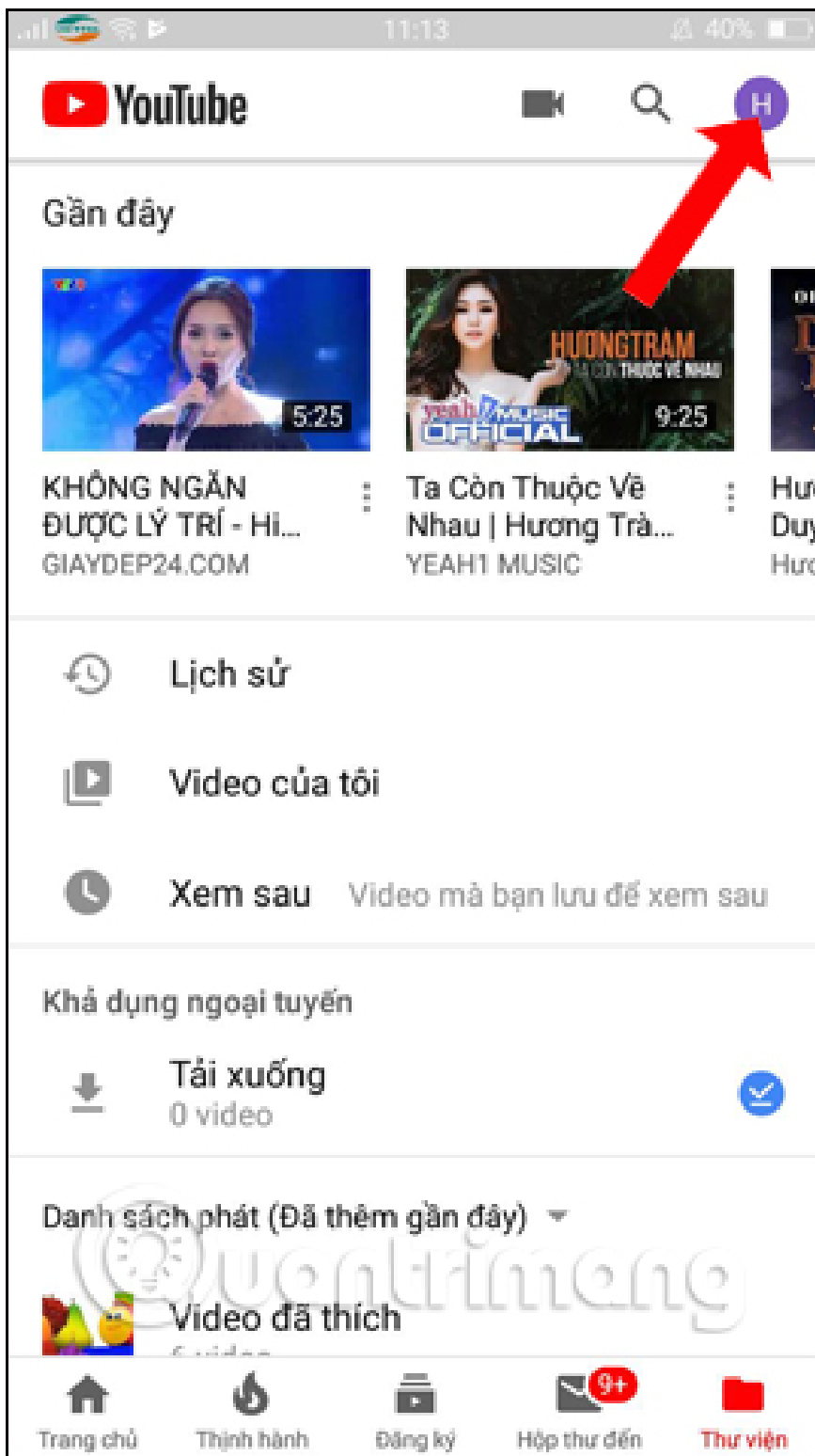
Step 1:

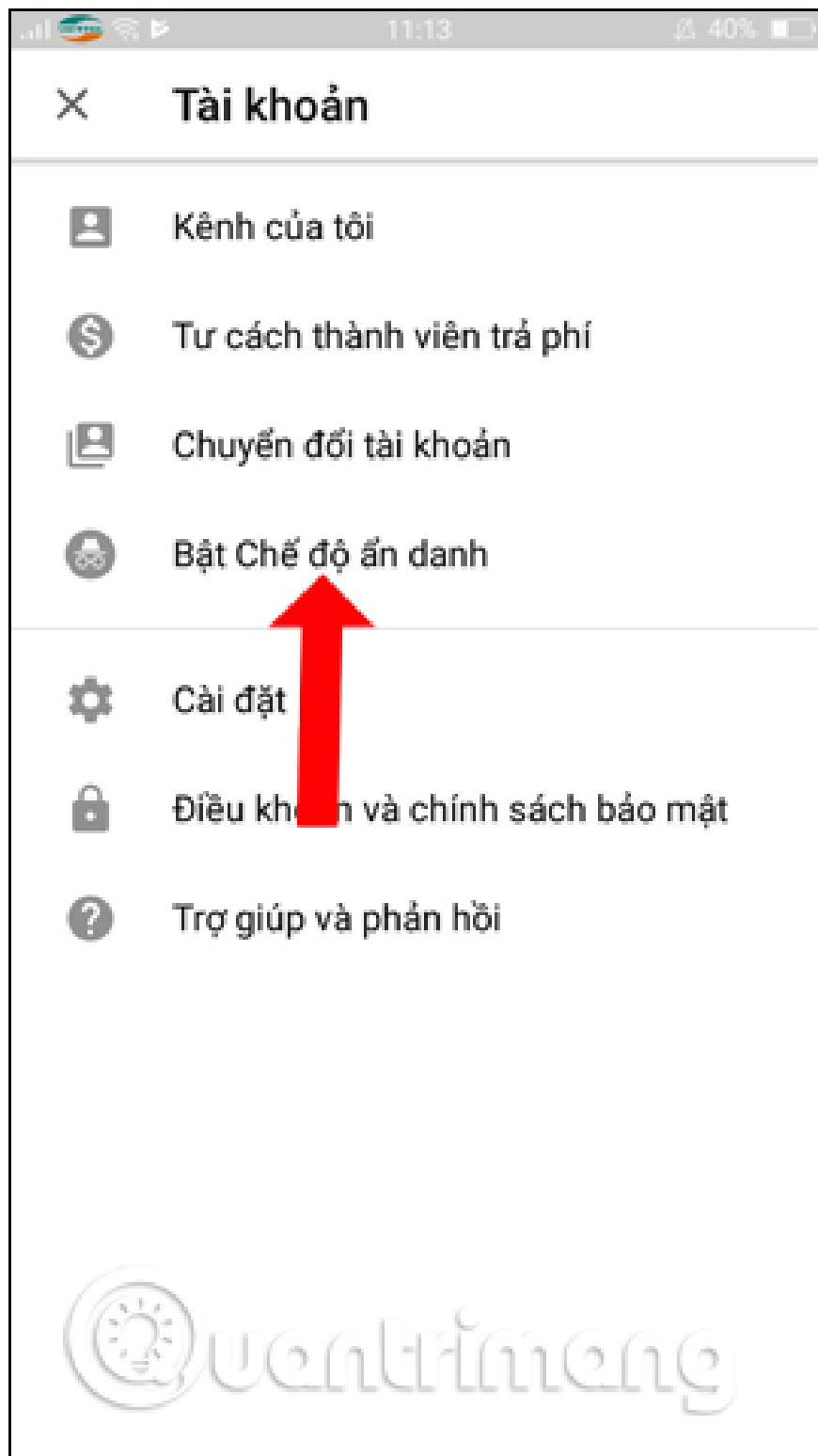
First of all, we need to upgrade YouTube Android to the latest version or download the application according to the link below.

1. Download the YouTube Android app

Step 2:

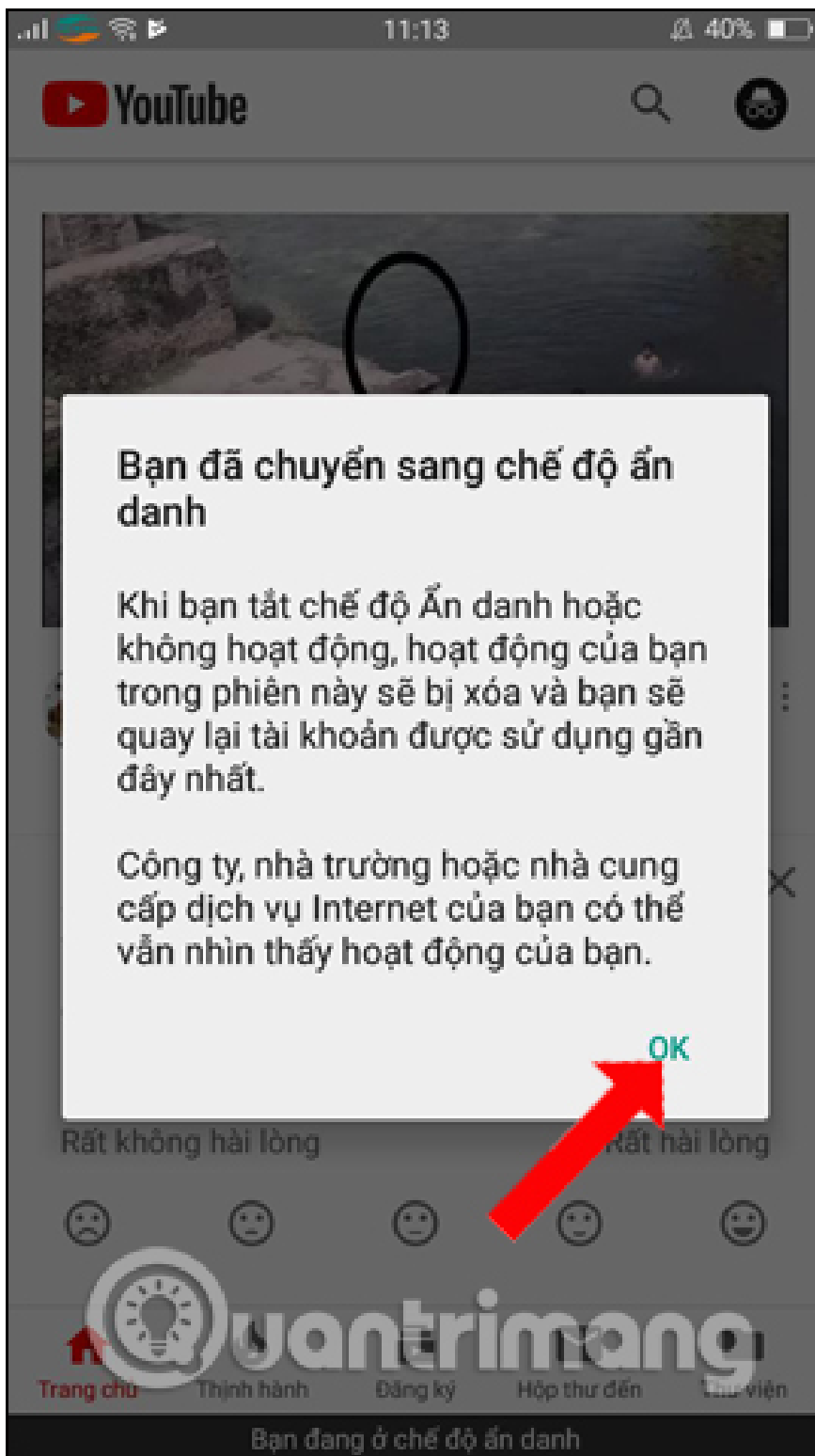
Next we click on **the account icon** above and will see a list of options for accounts on YouTube. Click on Turn on Incognito **Mode** (Turn on Incognito).





Step 3:

Users will then receive a notification from YouTube when switching to incognito video view. At this time, the view of YouTube video in private mode will change with the account name icon switch to the Incognito mode icon in the upper right corner. Below the screen will inform you that you are in incognito mode (You're incognito).



Bạn đã chuyển sang chế độ ẩn danh

Khi bạn tắt chế độ Ẩn danh hoặc không hoạt động, hoạt động của bạn trong phiên này sẽ bị xóa và bạn sẽ quay lại tài khoản được sử dụng gần đây nhất.

Công ty, nhà trường hoặc nhà cung cấp dịch vụ Internet của bạn có thể vẫn nhìn thấy hoạt động của bạn.

OK

Rất không hài lòng

Rất hài lòng



Trang chủ

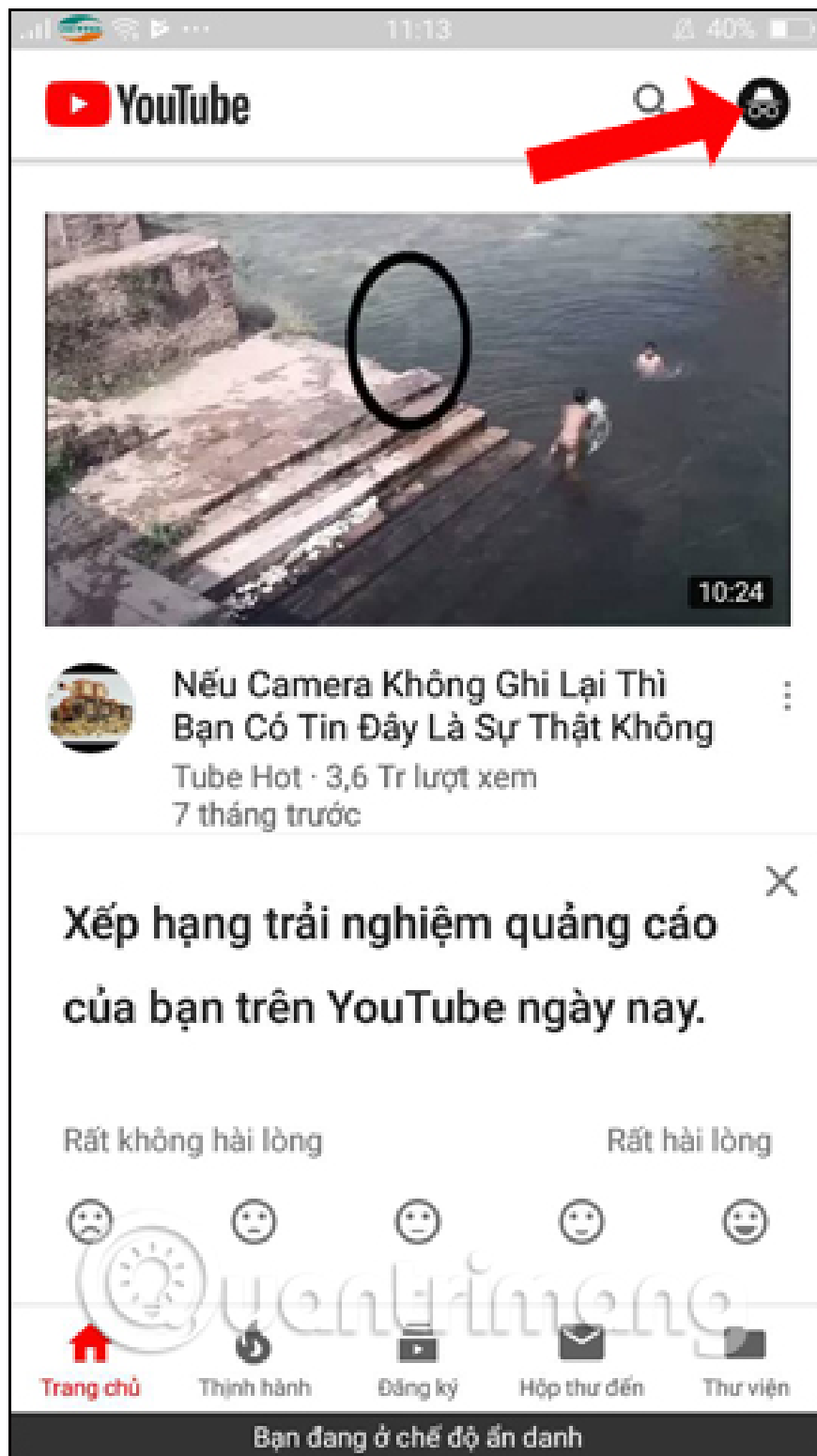
Thịnh hành

Đăng ký

Hộp thư đến

Lưu viện

Bạn đang ở chế độ ẩn danh



Step 4:

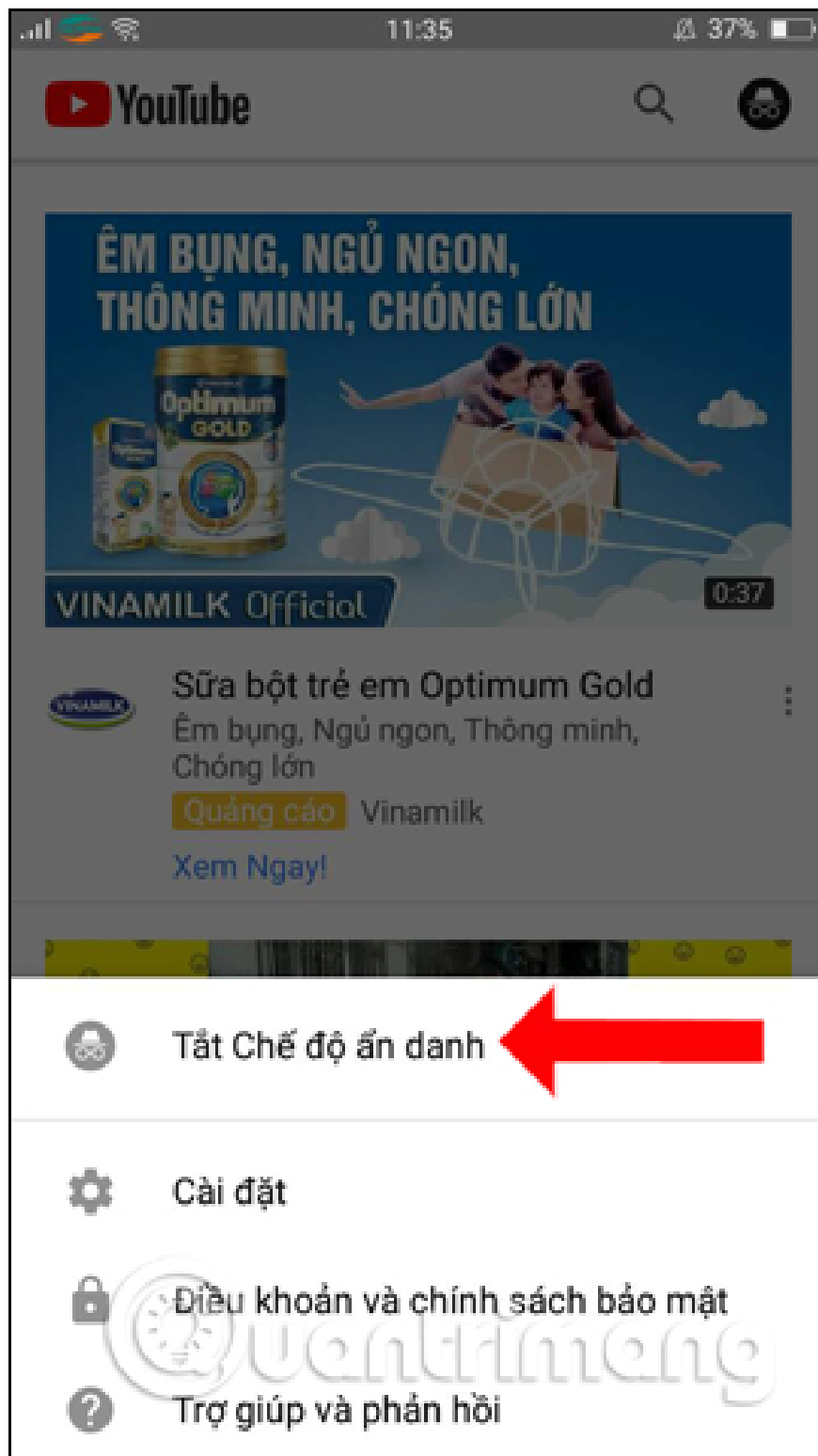
Since you are in incognito YouTube videos, some items such as Library, Inbox (Inbox) and Subscriptions will be disabled. To turn off this anonymous video viewing mode, click on the Incognito mode icon in the upper right corner, then select **Disable Incognito Mode** (Turn off Incognito).



Khi ở chế độ ẩn danh, bạn sẽ không thể thêm mục mới vào thư viện

[TẮT CHẾ ĐỘ ẨN DANH](#)





Currently anonymous YouTube video viewing feature only updates on the latest version of Android. If the user has updated the YouTube application without seeing this feature, please wait for more time.

See more:

1. How to play YouTube videos automatically again on Android and iPhone phones
2. All errors on YouTube and how to fix it

3. How to download the entire Video Playlist on YouTube

I wish you all success!

You finished reading the article "**How to enable anonymous video viewing on YouTube**" edited by the [TipsMake](#) team. We hope this article has provided you with many useful tech tips and tricks. You can search for similar articles on tips and guides. Thank you for reading and for following us regularly.
