

# How to enable and disable Full Screen mode on Google Chrome, Firefox, Edge

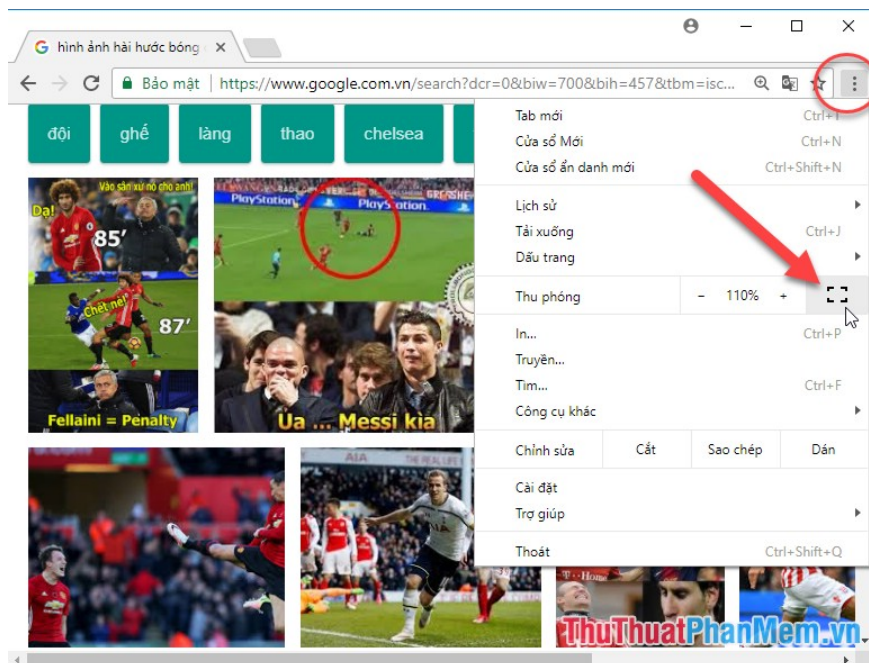
If your screen is a bit small or you want to read the newspaper on a larger screen or want to remove the tool buttons for presentations, then turning on Full Screen mode in the browser is very useful.

If your screen is a bit small or you want to read the newspaper on a larger screen or want to remove the tool buttons for presentations, then turning on Full Screen mode in the browser is very useful.

## 1. Turn on / off Full Screen mode on Google Chrome browser

- **Method 1:** To turn on full screen browsing mode, you only need to press the **F11** function key on the keyboard, if you want to turn off full screen mode, you only need to press the **F11** key again.

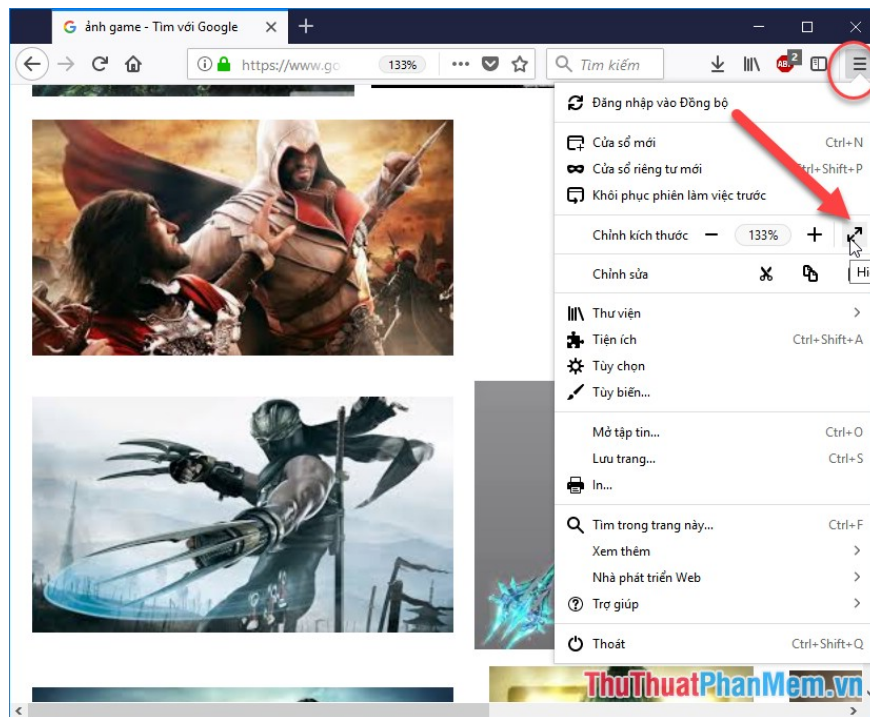
- **Method 2:** Access the browser, click the browser's option icon on the right corner of the screen -> click the **Full Screen** icon :



## 2. Turn on / off Full Screen mode in Firefox

- **Method 1:** Similar to Google Chrome browser, with Firefox you press the **F11** key to view full screen mode when browsing.

- **Method 2:** Access the browser, click the browser's option icon on the right corner of the screen -> click the **Full Screen** icon :

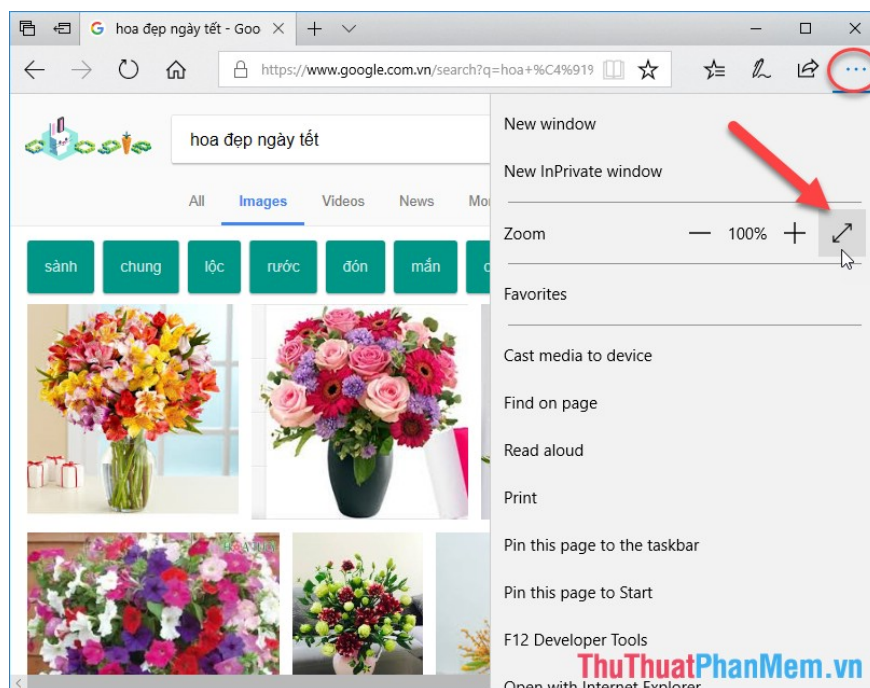


### 3. Turn on / off Full Screen mode in Edge browser

**Edge** is the new browser used on Windows 10 operating system. To use full screen mode on this browser is similar to the current commonly used browsers:

- **Method 1:** Press the **F11** key to view full screen mode when browsing.

- **Method 2:** Access the browser, click the browser's option icon on the right corner of the screen -> click the **Full Screen** icon :



Above is a detailed guide How to enable / disable Full Screen mode on Google Chrome, Firefox, Edge. Good luck!

You finished reading the article "**How to enable and disable Full Screen mode on Google Chrome, Firefox, Edge**" edited by the [TipsMake](#) team. We hope this article has provided you with many useful tech tips and tricks. You can search for similar articles on tips and guides. Thank you for reading and for following us regularly.