

How to embed fonts in PowerPoint so that they don't have font errors when opening on other devices

You have just created a very nice PowerPoint file, but it requires you to show it on another computer, so how can that machine still display the fonts as your original draft?

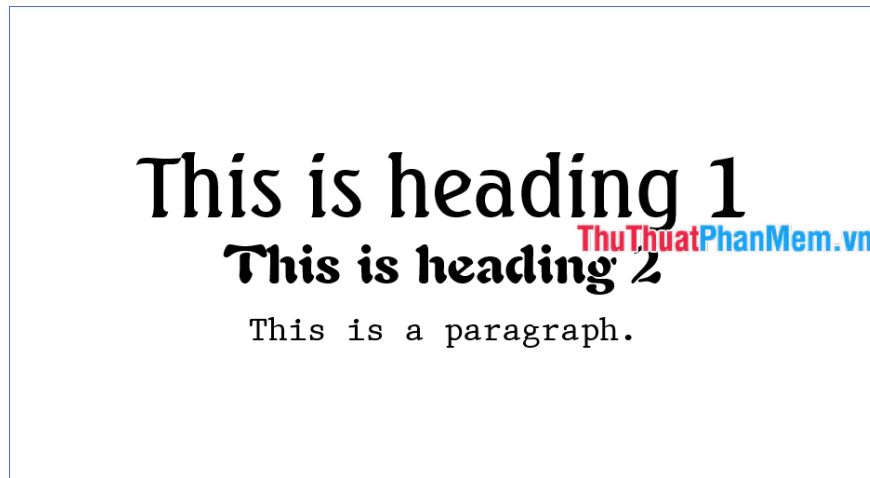
You have just created a very nice PowerPoint file, but it requires you to show it on another computer, so how can that machine still display the fonts as your original draft? If you are wondering about such an issue, please refer to how to embed a font into PowerPoint so that there is no font error when opening on another computer in the article below.



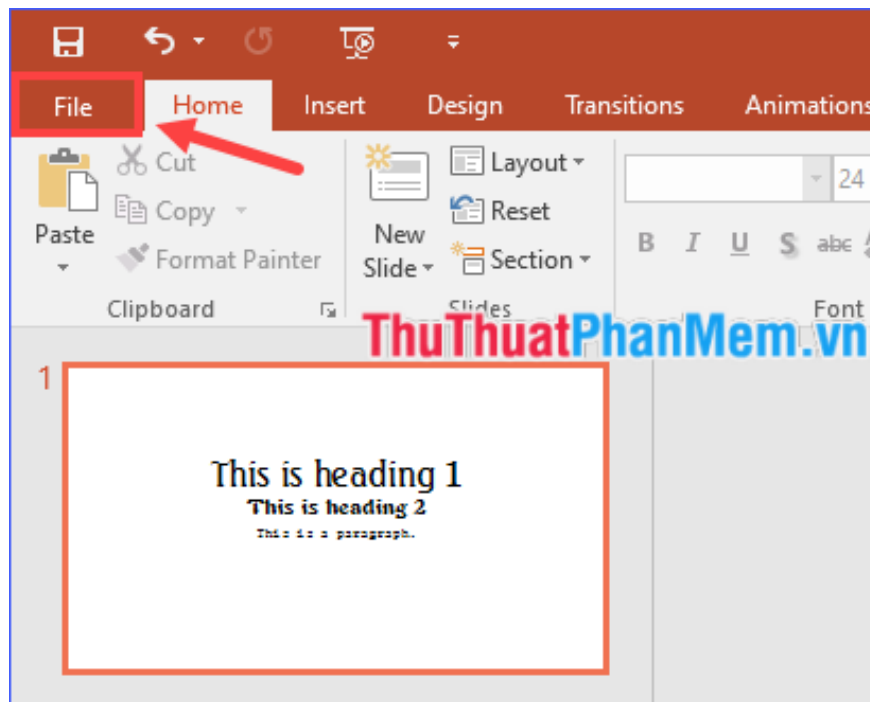
Instructions to embed fonts into PowerPoint slides

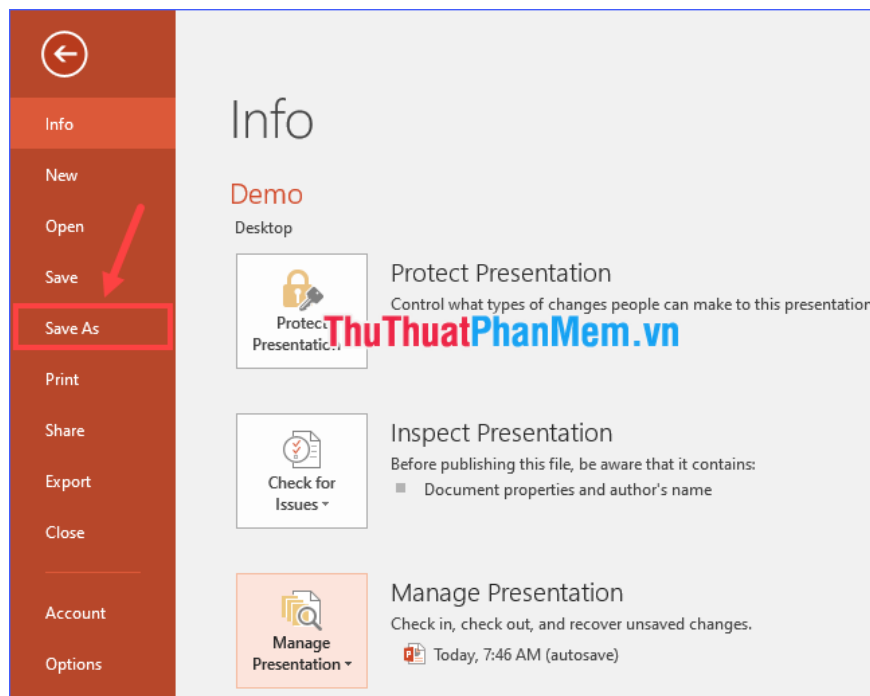
** In this tutorial I do on PowerPoint 2016*

For example, I have a slide using 3 different fonts that are not in the default Windows font set:

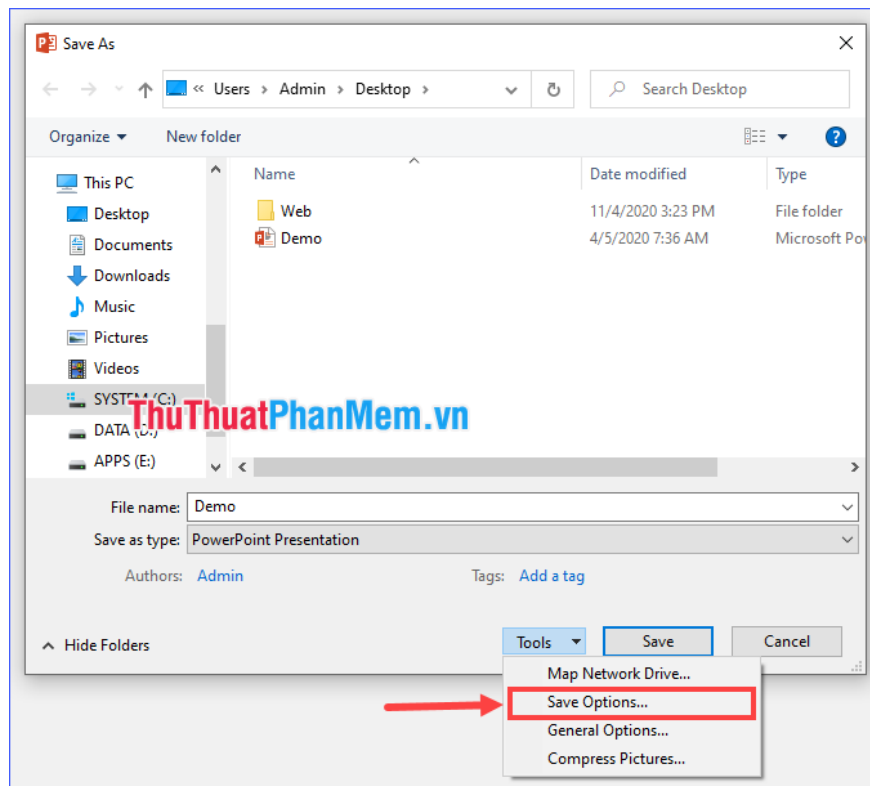


Step 1: After you've completed the entire presentation file, click **File** > **Save As** and select the folder to save the file as usual.





Step 2: On the *Save As* dialog box , click **Tools > Save Options** .

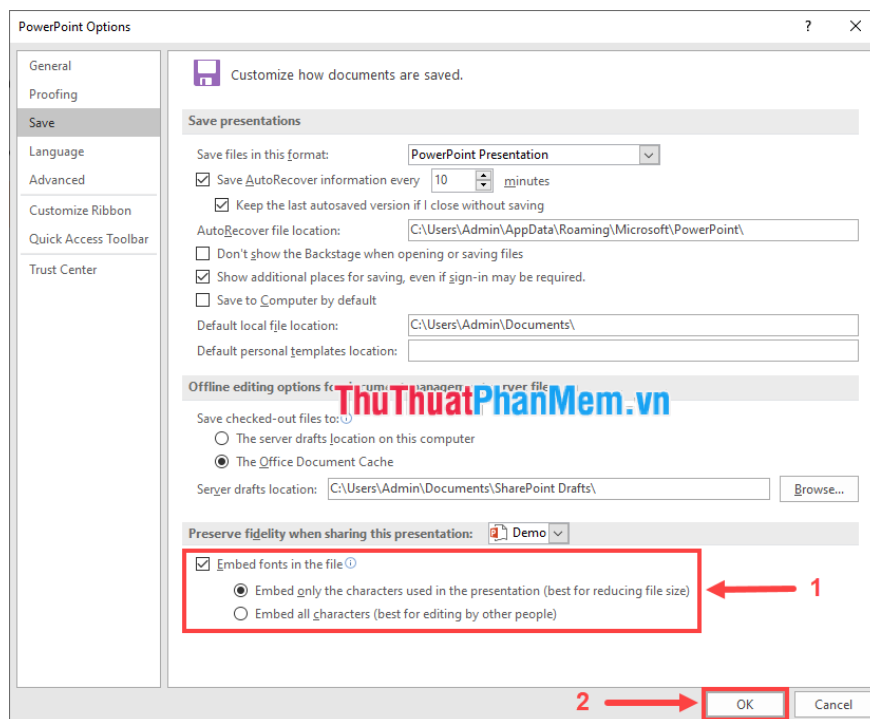


Step 3: The *PowerPoint Options* dialog box appears. Check the **Embed fonts in the file box** . There are two options below:

- *Embed only the characters used in the presentation (embed only the characters used in the presentation file):*
This option helps to reduce the file size but limits the ability to edit files when using those fonts.

- *Embed all characters* (embed all characters): Increase the file size, but suitable when you want to allow others to edit the document and keep the font.

If others have permission to edit the presentation file, you should select **Embed all characters** . Then click **OK** to save.



Some difficulties may occur

Could not embed font

Not all TrueType fonts can be embedded. Font creators can set different options for their fonts, such as: Unable to Embed, Preview / Print, Editable, and Installable.

File size is too large after embedding font

Some fonts can be very large in size compared to others, so if file size is a concern to consider, use other fonts instead.

Through the above article, I have detailed instructions for you how to embed fonts in PowerPoint so that there is no font error when opening on another machine. Very simple, wish you success!

You finished reading the article "**How to embed fonts in PowerPoint so that they don't have font errors when opening on other devices**" edited by the [TipsMake](#) team. We hope this article has provided you with many useful tech tips and tricks. You can search for similar articles on tips and guides. Thank you for reading and for following us regularly.