

How to easily encrypt a file without a password using Cloak Encrypt

Cloak Encrypt is a simple file encryption tool that helps you encrypt and decrypt files without any password.

Cloak Encrypt is a simple file encryption tool that helps you encrypt and decrypt files without any password. The file is always encrypted or decrypted on the local device, not any external server.

This software is easy to use and still free for non-business users. Cloak Encrypt is available on many platforms including Windows, Mac, iOS and Android.

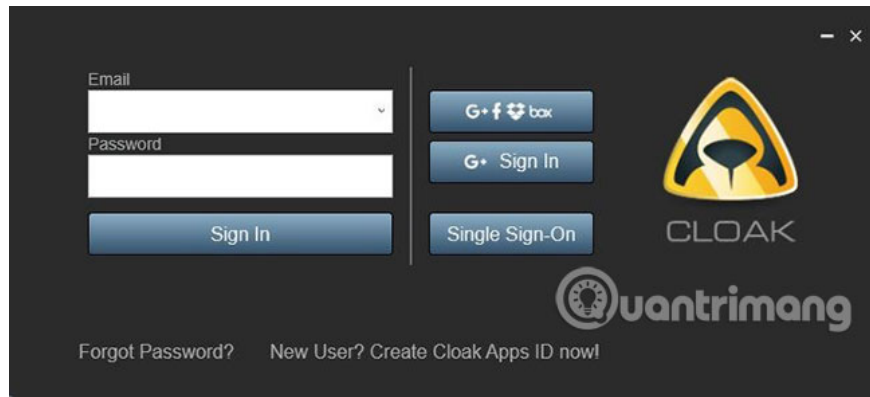
With Cloak Encrypt, you, as well as the recipient, can be assured that all information is confidential. Follow the simple steps below to start using Cloak and enjoy the highest AES 256 bit encryption standards!

Get an overview and download Cloak Encrypt

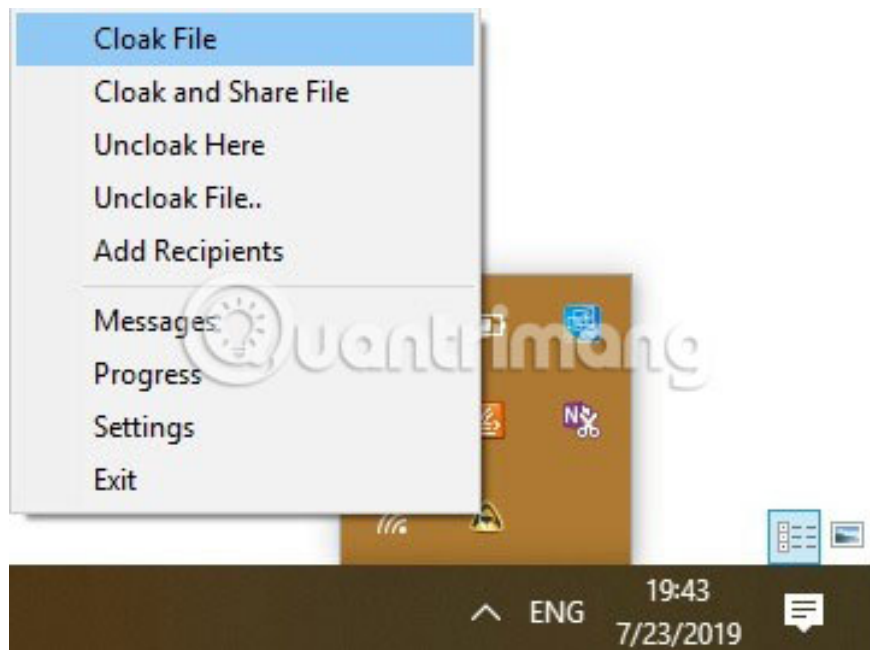
To download Cloak to a Windows or Mac PC, first download the relevant installer at the official website. Cloak Encrypt is also available on App Store and Google Play.



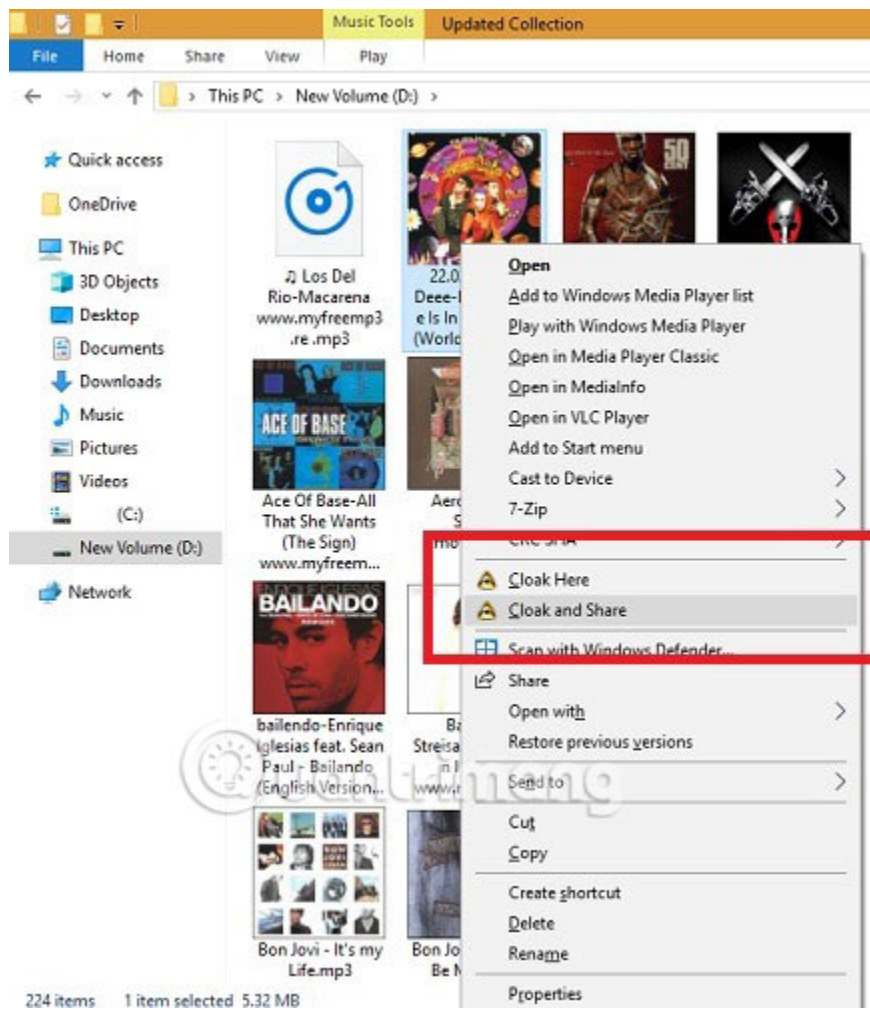
After installation, you must create a Cloak application account using Google, Facebook, Dropbox, Box ID or a separate email address.



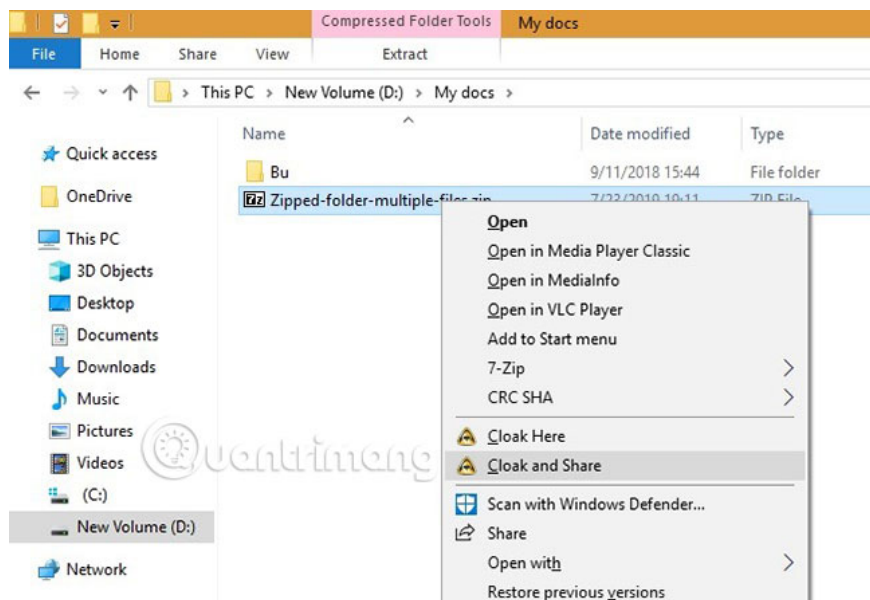
After you set up your account, the Cloak program is accessible directly from the system tray.



In addition, individual files are available for encoding with right-click options. Non-business users can only choose one file to encrypt at a time.

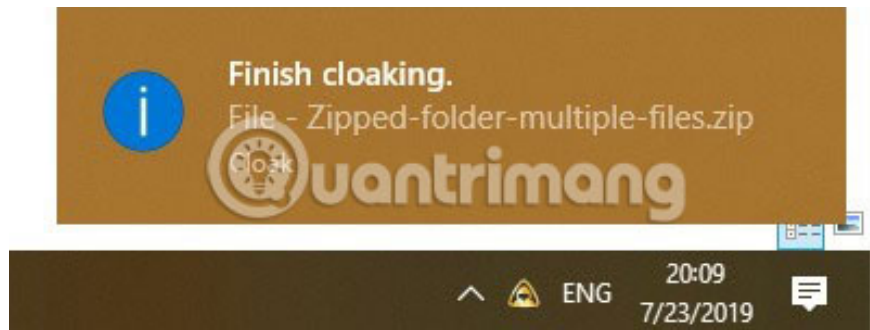


If you want to overcome the limit of just one file, compress multiple files at once and encrypt them together. You can use 7-Zip, WinRAR or WinZIP to compress files.

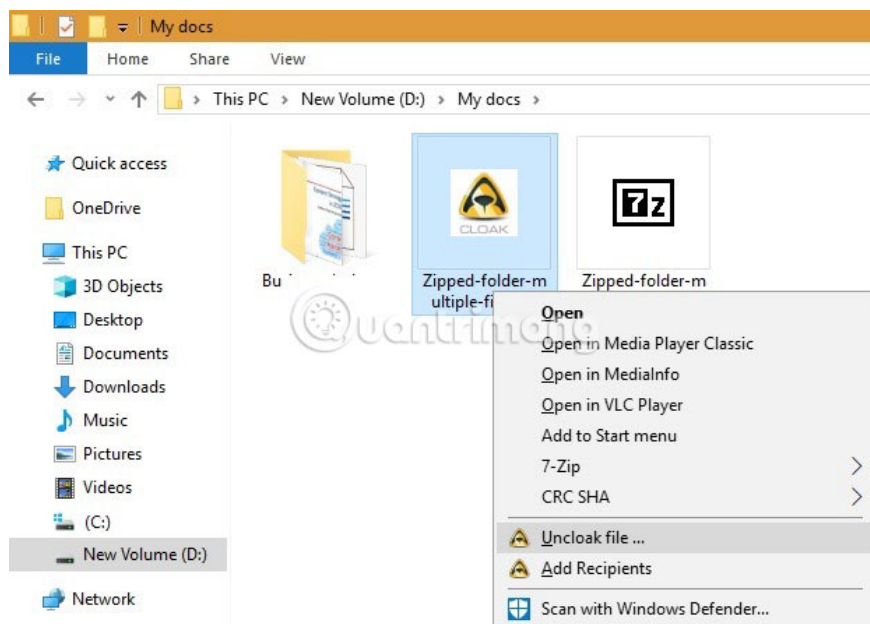


Encrypt and decrypt files

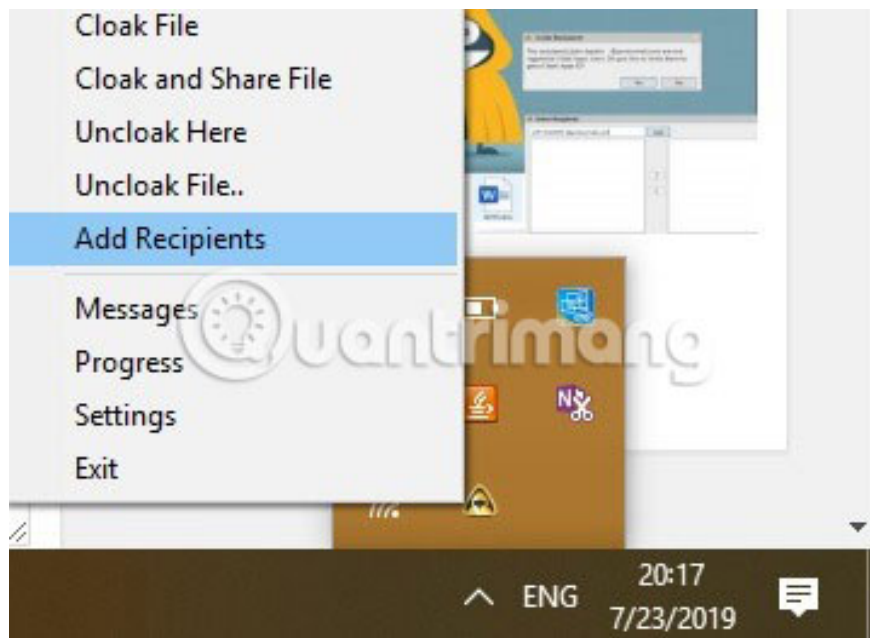
If you want to select files for encryption, you can select them from the system tray or by using the right-click option. When you are done coding, the system will send you a warning.



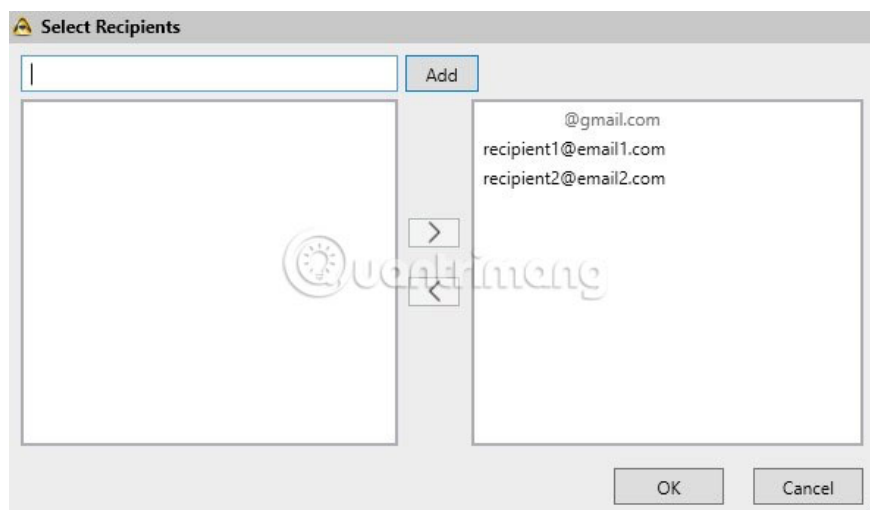
To review these files on your own computer, just right-click and select the **'Uncloak' option**. You do not need a password to view them. This is probably the best feature of this software, because it helps you avoid the trouble of having to create and remember passwords.



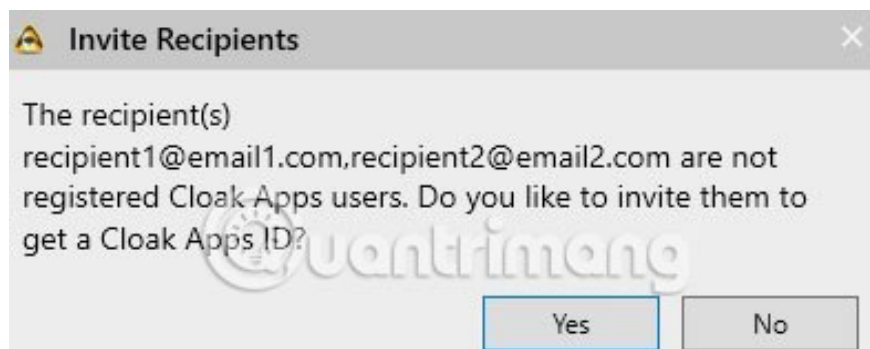
Right-click again to select the recipient you want to share the file with.



Add the email address of every recipient to whom you want to share the encrypted file.



You may get an error if the recipient does not have a Cloak application account. Click **Yes** to share the link from where they can download the Cloak application and create an account.

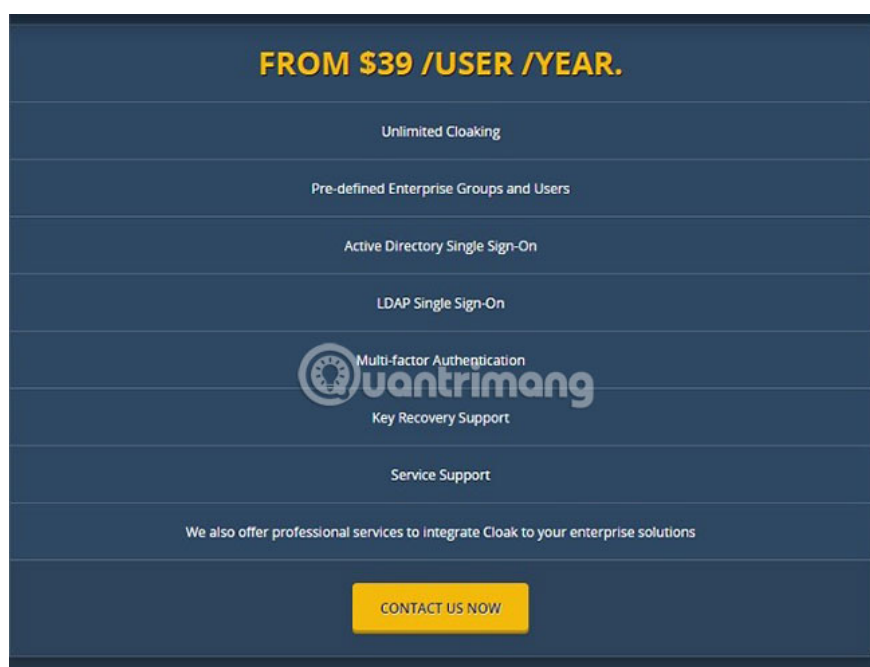


When the recipient confirms that they have Cloak, you can freely exchange all your private data with them via email, messaging application and social network. They can easily decrypt encrypted files on their computers or smartphones without a password.

Cloak Enterprise

If you want more features, Cloak Enterprise offers a few additional options including unlimited encryption for \$ 39 (907,000 VND) / user / year. This is useful if you don't want to compress and extract your files each time to share in groups. For those working in health care, financial services and other industries that need to comply with other data security, this is the best thing, because data access can be strictly controlled. .

You can also set different access levels for different groups and users, based on predefined rules. Multi-factor authentication prevents any random access by unauthorized users. With **LDAP** and **Active Directory**, you can enter email addresses from your database.



The image shows a dark blue promotional banner for Cloak Enterprise. At the top, it says "FROM \$39 /USER /YEAR." in yellow. Below this, a list of features is presented in white text on dark blue background: "Unlimited Cloaking", "Pre-defined Enterprise Groups and Users", "Active Directory Single Sign-On", "LDAP Single Sign-On", "Multi-factor Authentication" (with a circular icon), "Key Recovery Support", and "Service Support". The logo for "uantrimang" is also visible. At the bottom, it states "We also offer professional services to integrate Cloak to your enterprise solutions" and includes a yellow "CONTACT US NOW" button.

There are many online file encryption tools. However, very few software are as easy to use as Cloak and you can run it without any external compiler or utility. You don't have to worry about any malware and this software has received a lot of positive feedback from business users.

If you've ever experienced Cloak, share your opinion with everyone in the comment section below! Besides, if you are a Linux user, you can encrypt and decrypt your files using Gocrypts.

Hope you are successful.

You finished reading the article "**How to easily encrypt a file without a password using Cloak Encrypt**" edited by the [TipsMake](#) team. We hope this article has provided you with many useful tech tips and tricks. You can search for similar articles on tips and guides. Thank you for reading and for following us regularly.