

How to easily convert DALL-E 3 WebP images to JPG or PNG

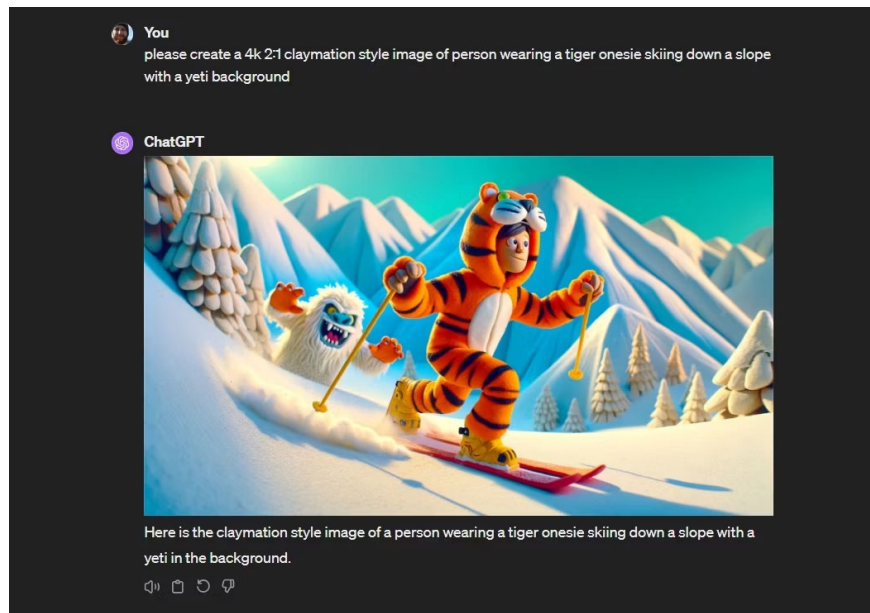
If you're disappointed that DALL-E 3 no longer offers those file types, rest assured, converting WebP to PNG or JPEG is extremely simple.

Even if you're not a casual user of OpenAI's DALL-E 3, you may have noticed a big change. The article isn't about an updated model or a flashy new feature, but rather the DALL-E 3's move to providing WebP files instead of PNG or JPEG when you download your work.

So if you're disappointed that DALL-E 3 no longer offers those file types, rest assured, converting WebP to PNG or JPEG is extremely simple.

Why does DALL-E 3 no longer offer PNG or JPEG options?

Although WebP files are really useful in certain situations, they are not as widely used as PNG or JPEG. Most people have a specific use in mind when downloading files from DALL-E, and PNG or JPEG fits that bill.



But if you're wondering why OpenAI suddenly stopped providing these image formats in favor of WebP, there's no secret force pushing us toward a new image format. The explanation is much simpler than that: Something is broken and it hasn't been fixed. That's according to a moderator on the OpenAI Discord, according to a recent Reddit thread.

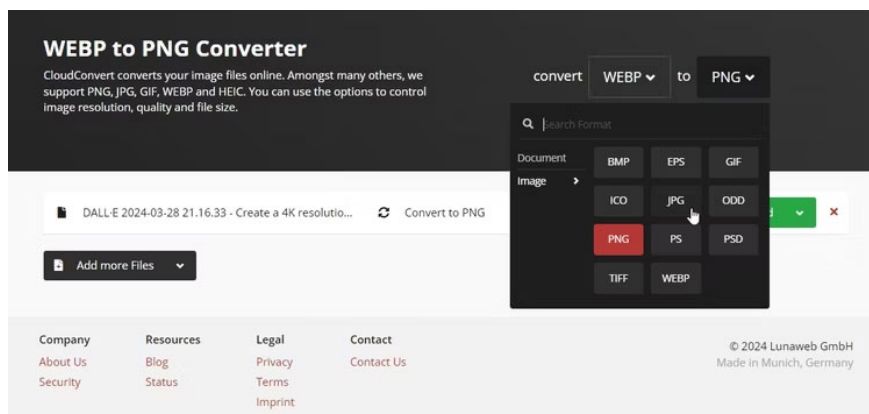
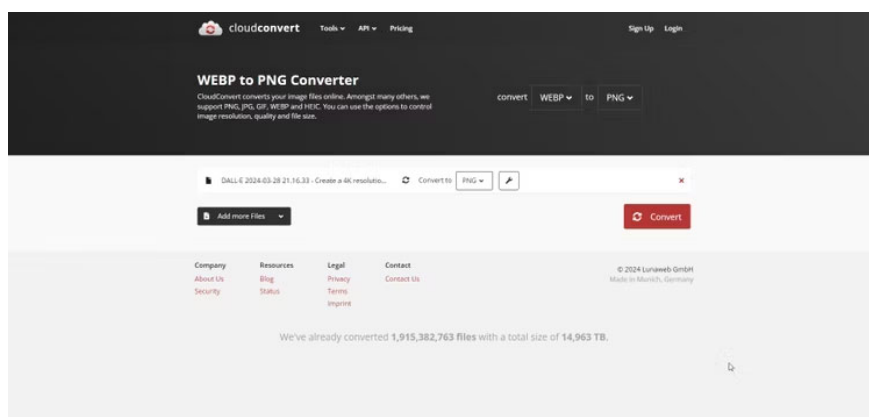
Of course, that doesn't help you if you want to download DALL-E 3 in PNG or JPEG. Hopefully this DALL-E 3 backend issue will be resolved soon, but until then, you need a WebP to PNG or JPEG converter.

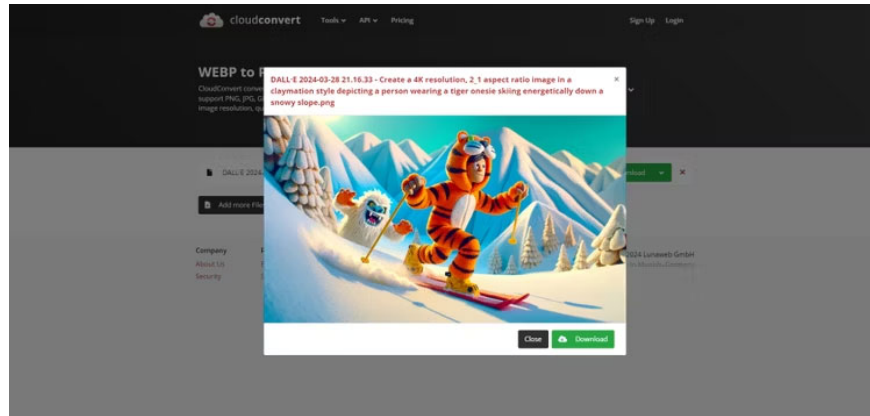
How to convert DALL-E 3 WebP files to PNG or JPEG

One of the easiest ways to convert your WebP DALL-E 3 file to PNG or JPEG is to use the free online file converter Cloud Convert. It's fast, free, and offers both file types (plus many other formats).

Assuming you already have a WebP file:

1. Visit Cloud Convert
2. Click **Select File**
3. Browse to your WebP file location and select it
4. Select PNG or JPEG from the drop-down menu of image formats. Now, press the wrench icon to adjust the settings. You can mostly leave things alone, but the article recommends increasing the image compression quality to 100 to preserve your images.
5. Next, click **Convert** and wait for the tool to complete the conversion.





After the conversion process is finished, you can download the newly created PNG or JPEG file by clicking **Download** .

Now, if you are converting more sensitive files, you may want to choose the file conversion option instead. TipsMake.com previously looked at how to convert WebP to PNG, JPEG, and other image formats using déktop, Android and iOS apps, and other cloud converters.

Hopefully it won't be long before OpenAI fixes its problems (or explains that WebP will be the platform's new preferred image format).

You finished reading the article "**How to easily convert DALL-E 3 WebP images to JPG or PNG**" edited by the [TipsMake](#) team. We hope this article has provided you with many useful tech tips and tricks. You can search for similar articles on tips and guides. Thank you for reading and for following us regularly.