

How to easily and quickly download Instagram videos to your phone or computer.

Instagram is a social network specializing in beautiful photos and impressive short videos. You might want to download your private Instagram story videos to your phone or computer so you can easily and quickly watch them again or learn how to create them. Therefore, TipsMake will guide you on how to download Instagram videos to your device. Please refer to the instructions below.

Basically, **we can't download videos directly from Instagram**, because this social network, like Facebook, doesn't allow users to download videos, only photos. Instagram doesn't even allow direct photo downloads. To download Instagram photos, users need to perform a few basic steps; refer to how to download Instagram photos here first. Returning to the topic of this article, TipsMake will introduce you to a tool that helps you download videos from Instagram extremely quickly and easily.



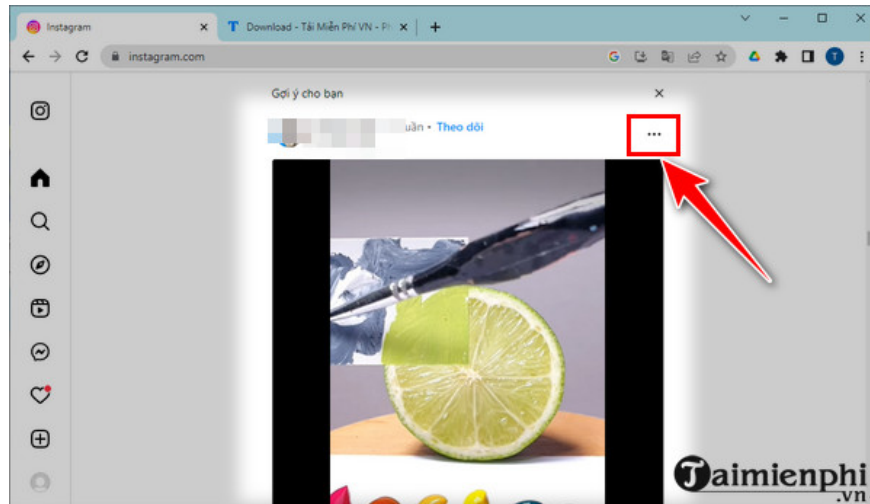
Download Instagram videos to your iPhone, Android, or computer easily.

Instagram has many beautiful Stories that you can save to your device, and there are many different ways to help you save Instagram Story videos on your computer or phone.

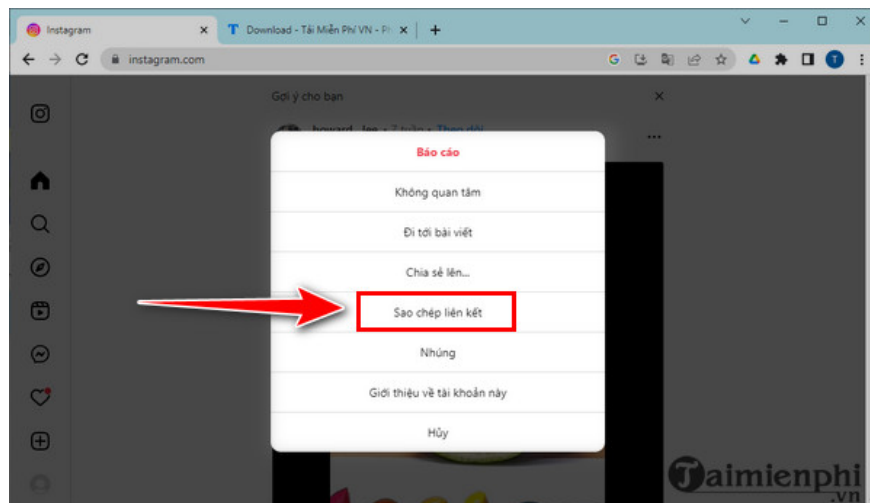
How to download videos from Instagram to your phone or computer.

Downloading Instagram on a PC or phone involves similar steps. Below, TipsMake will guide you through the process on a computer; you can follow the same steps on a phone.

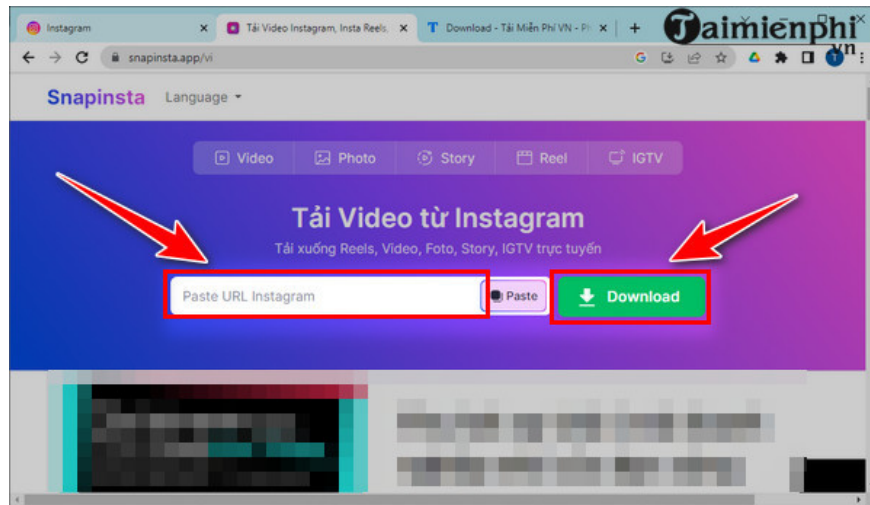
Step 1: To download Instagram videos to your computer, go to **Instagram** and copy the video link by clicking on the **three dots** in the **upper right corner** of the video you want to download.



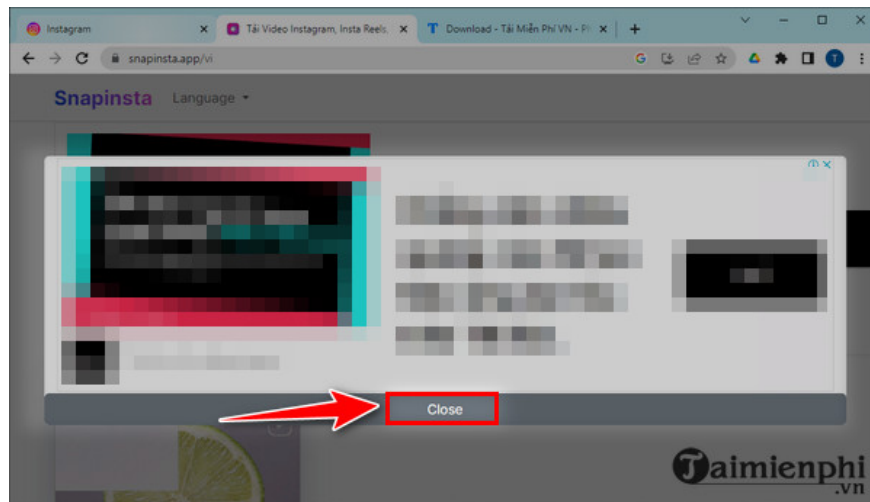
Next, click " **Copy link** ".



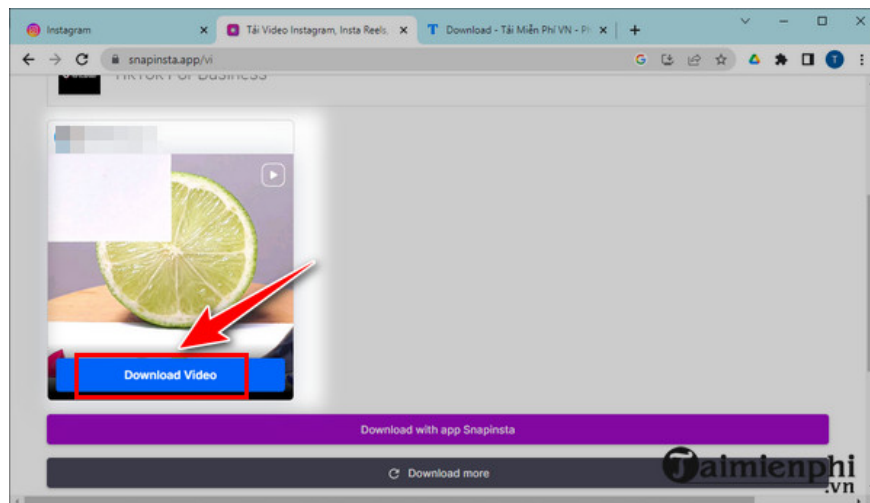
Step 2: Next, access the service called Dredown [HERE](#) , click " **Paste Instagram URL** " and **paste the link** you just copied. Then, click " **Download** " as shown in the image.



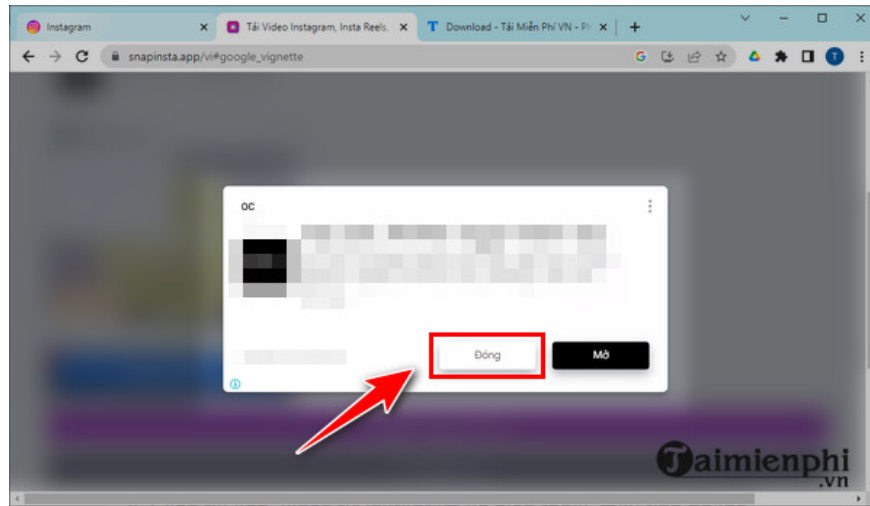
Step 3 : When the advertisement appears, click " **Close** " to close it, then **scroll down** .



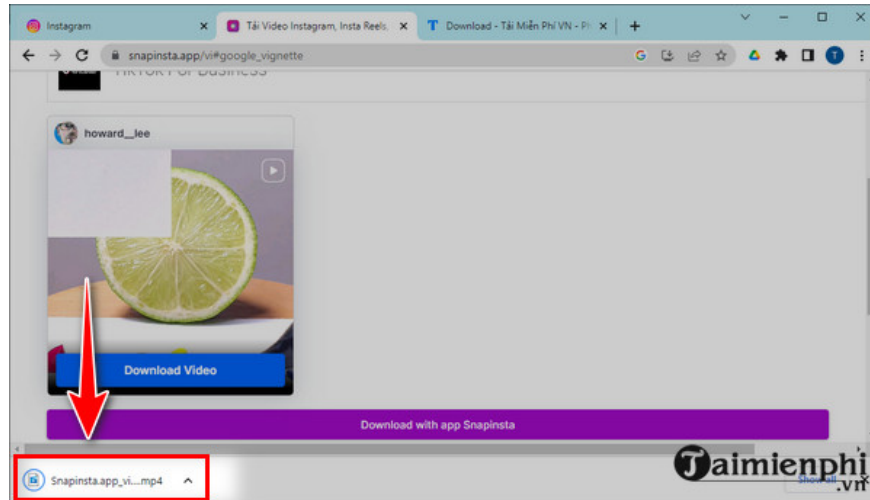
Step 4: Now, click on the " **Download Video** " button in the video as shown in the image.



The ads continue to appear; you press " **Close** " .



Right now, the video will be downloaded to your Downloads folder and displayed in the bottom left corner of your browser. Click on it, and the video will appear.



With just a simple trick, users can download videos from Instagram. Dredown makes it easy to download these videos to your computer. And it's not just for Instagram; this service can also help you download Facebook videos to your computer. This is also a good way to download Facebook videos to your computer; however, there are many better alternative services for Facebook if you've followed TipsMake's articles.

For those struggling to find a way to download YouTube videos to their computer without using software, Dredown is also a good option among the many that TipsMake has introduced. Follow TipsMake more often and you'll find many tips on downloading YouTube, Facebook, and Instagram videos to your computer, and they are all very easy to use.

- Download Instagram for iOS devices: **Instagram for iPhone**
- Download Instagram for Android devices: **Instagram for Android**

You finished reading the article "**How to easily and quickly download Instagram videos to your phone or computer.**" edited by the [TipsMake](#) team. We hope this article has provided you with many useful tech tips and tricks. You can search for similar articles on tips and guides. Thank you for reading and for following us

regularly.
