

How to download YouTube videos to iPhone phones

TipsMake.com has a series of tutorials that show you how to download YouTube videos on your computer, download YouTube videos on your Android phone and this will be how to download YouTube videos to your iPhone.

To download YouTube videos on Android, or download videos on iPhone is no longer as complicated as before. There are many applications that support downloading videos on your phone, with a simple and fast way to download YouTube videos to your computer.

With iPhone we have many applications like FoxxFM, Browser and Documents Manager, . without watching YouTube videos offline on the phone. Especially with newly upgraded iOS 12, you can immediately use Siri Shortcuts application. This is the application that creates many actions done on the iPhone, such as turning off WiFi completely on the Home screen, downloading many file formats to iPhone. The following article will guide you how to use Siri Shortcuts to download YouTube videos on iOS 12 and applications to download YouTube videos from iOS 12 and below.

1. The fastest way to download Facebook videos to your computer without software
2. How to use YouTube Manager to download videos on Youtube channel
3. How to download closed Facebook videos

1. Instructions for downloading YouTube iOS 12 videos

Step 1:

First you download Siri Shortcuts application follow the link below with iOS 12 iPhone installed.

1. Download Siri Shortcuts application

Step 2:

Next open Siri browser and access this link.

In the new interface press **Get shortcut** . After that, the Siri Shortcuts application will be displayed, click the Library section at the bottom of the screen and see **the Media Downloader shortcut** appears.

Không có SIM

14:31

55%

Hủy



Media Downloader

Phím tắt này hoạt động với các ứng dụng và dịch vụ sau:



Ghi chú



Ảnh

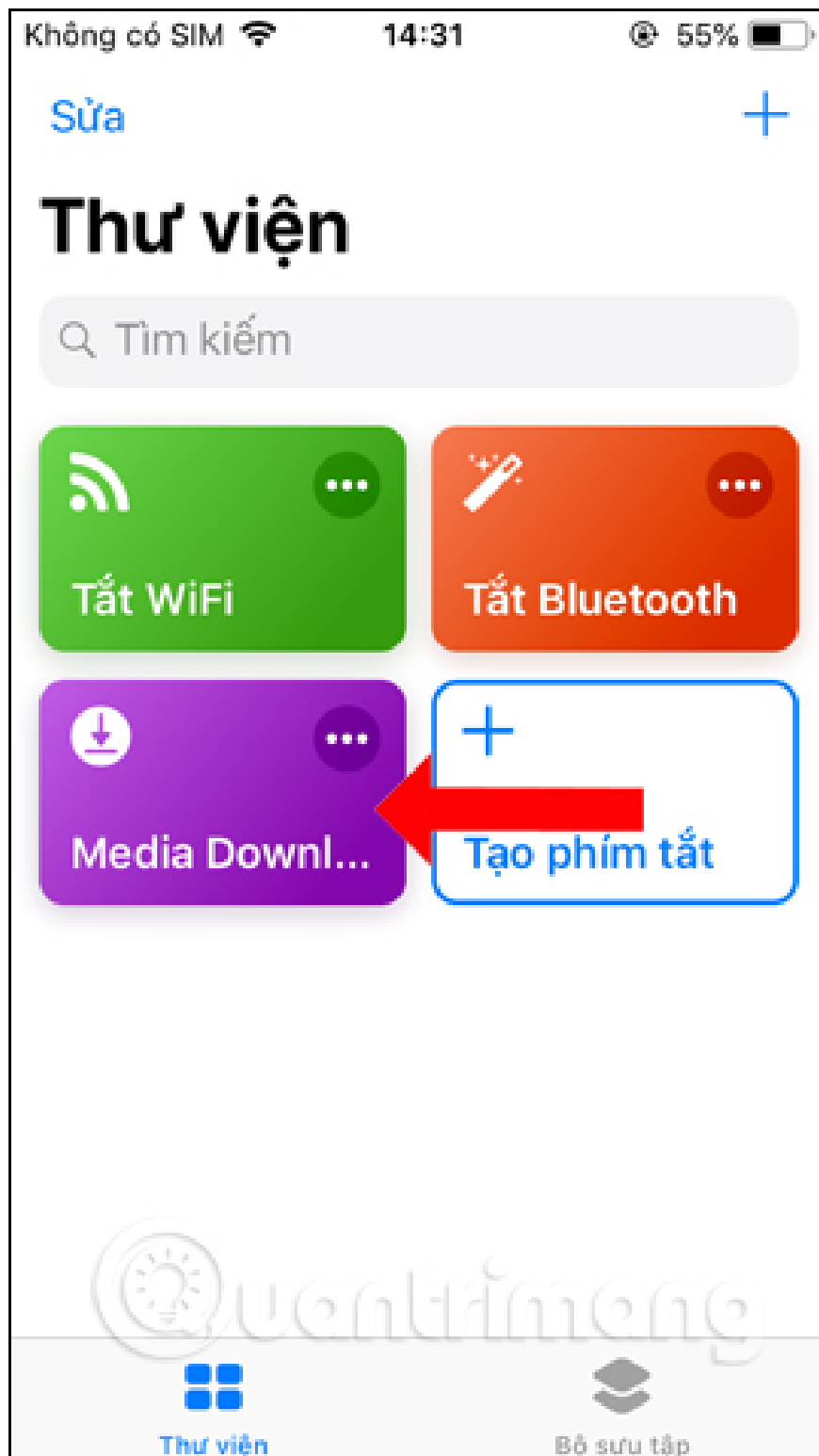


Thông báo

Lấy phím tắt

[Hiển thị tác vụ](#)

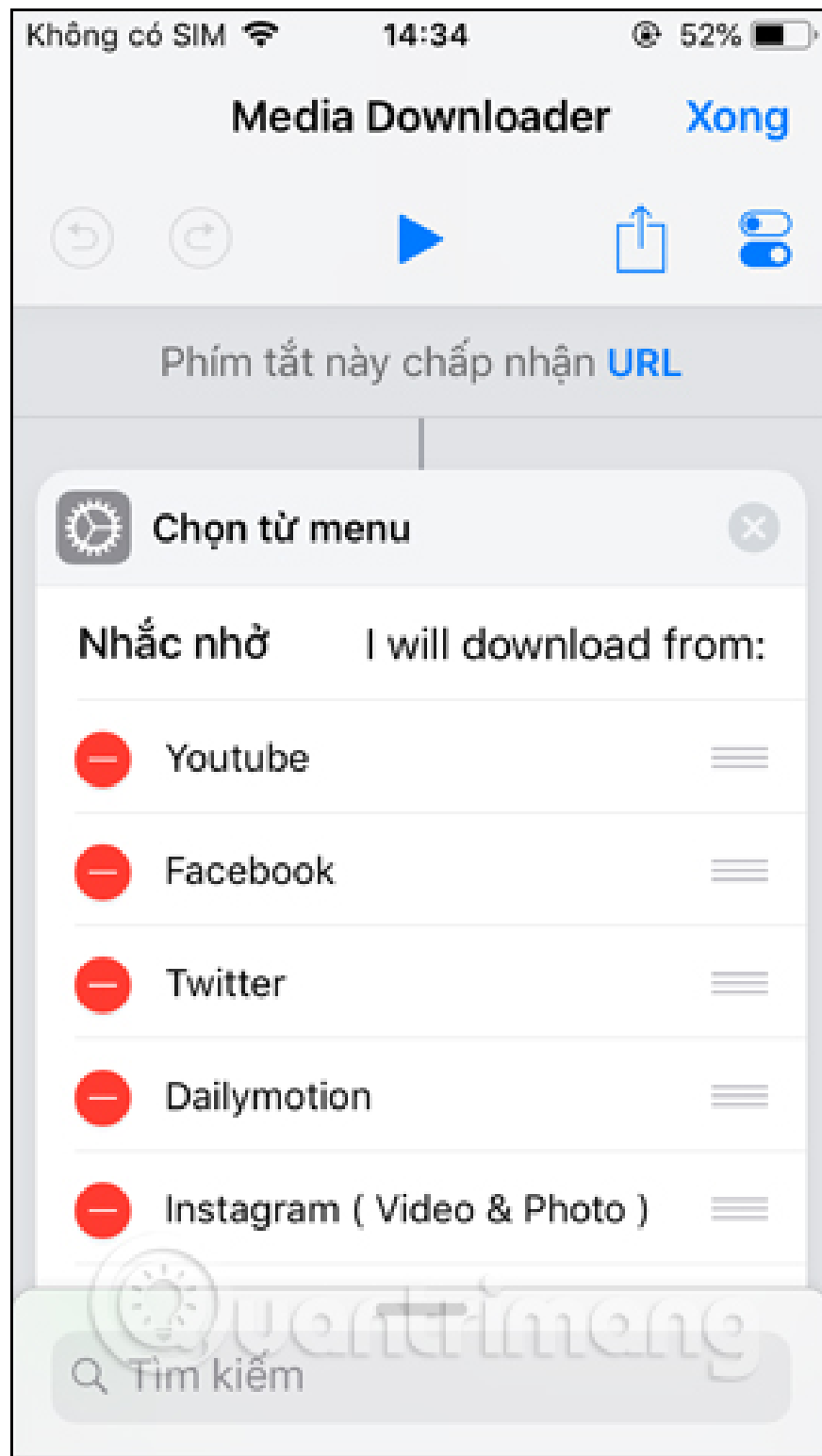
Quantimang



Step 3:

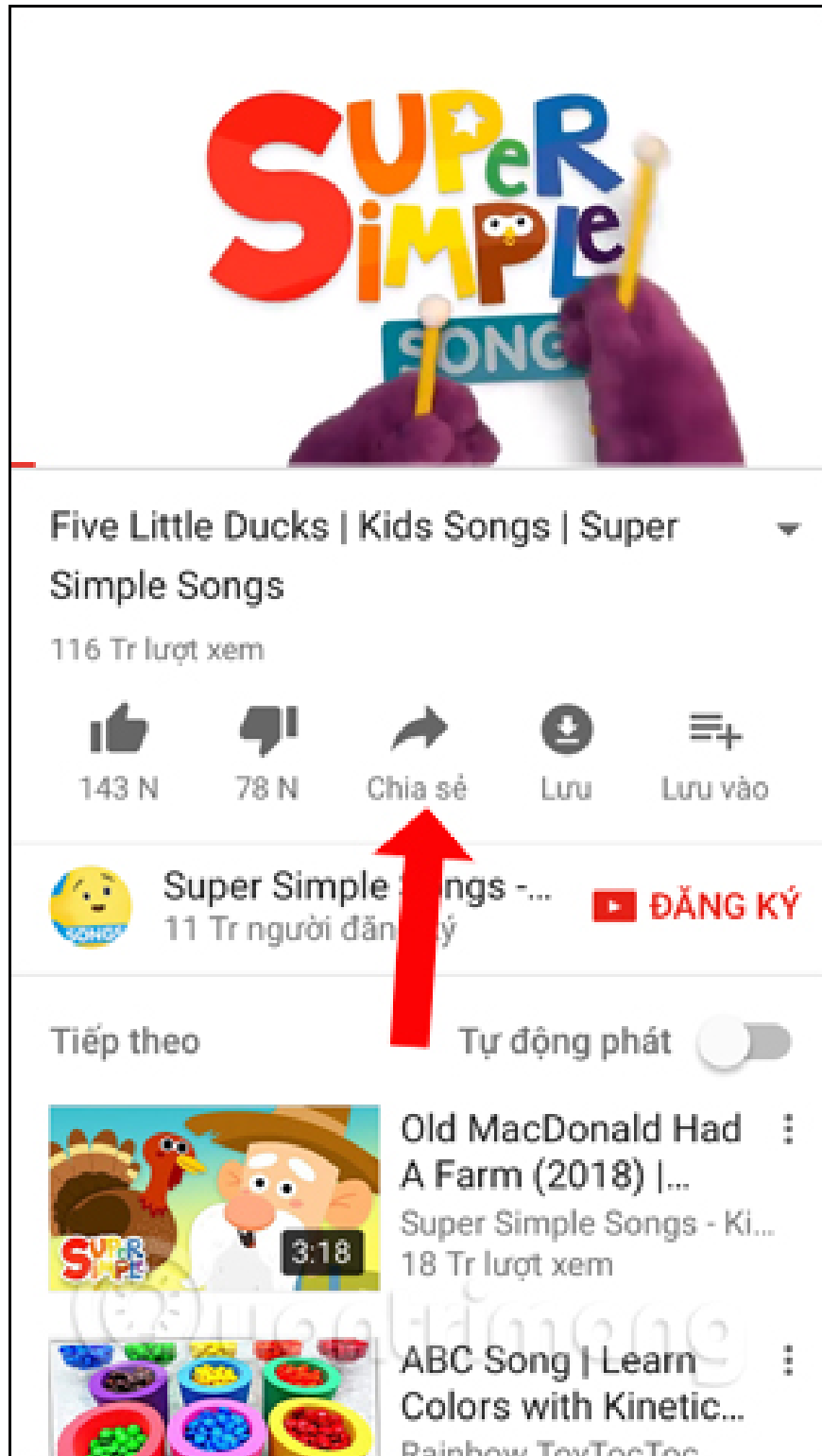
When clicking on **the 3 dots icon** at Media Downloader, the interface will be selected from the menu. Here the user can choose to delete unwanted video applications, or set them up as well. Just click on the red circle to remove the application.

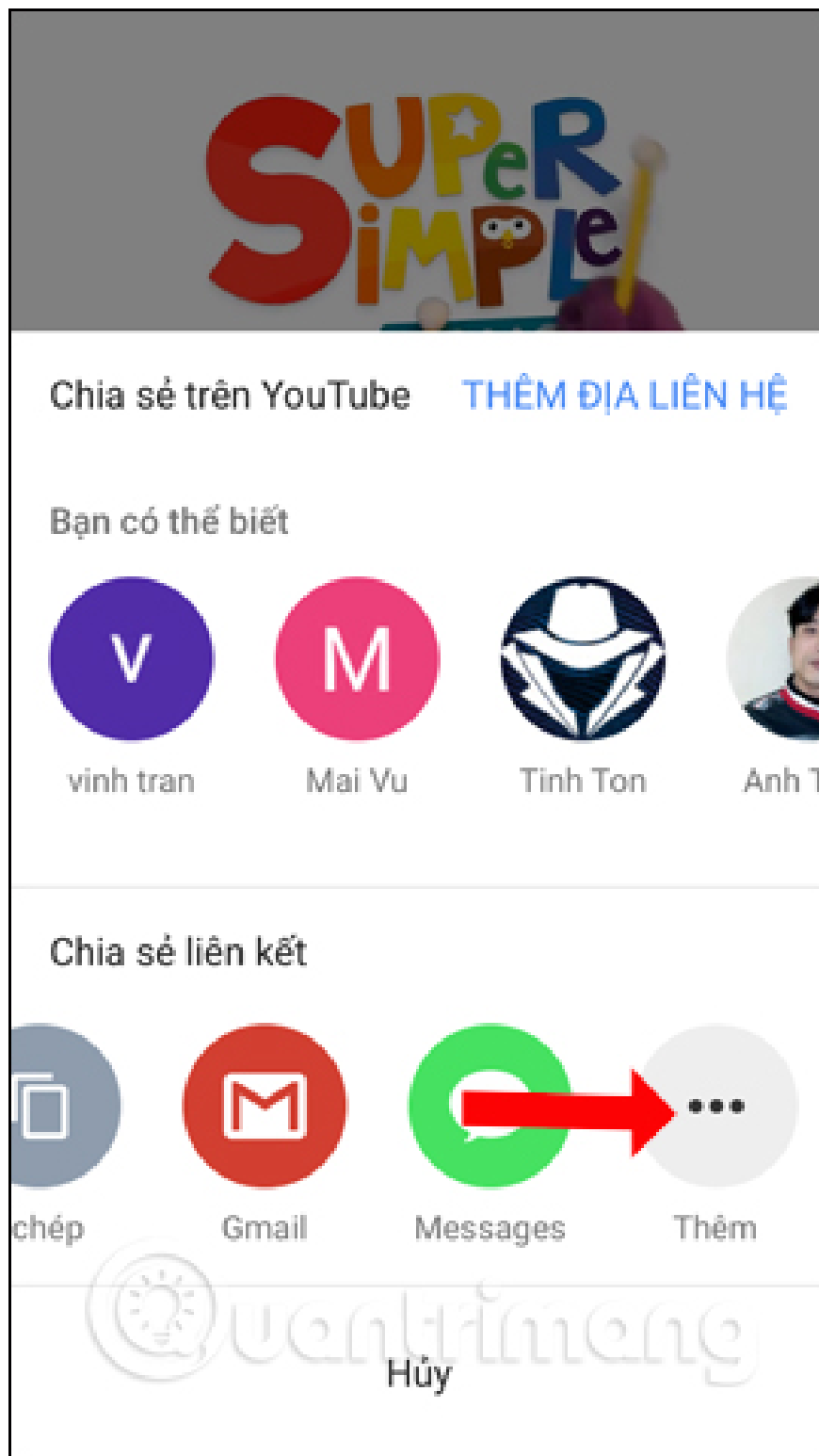
It can be seen that Media Downloader supports downloading videos on YouTube, Facebook, downloading videos Twitter, Dailymotion, downloading Instagram videos.



Step 4:

Open the **YouTube application** on iPhone to download videos. Siri Shortcuts can work right on the YouTube application. In the interface for playing YouTube videos press the **Share button** . Appears the interface to select the shared application, press the **Add button** .





You will then see **the Shortcut icon** to select. In case you do not see the Shortcut, click on the Add button and then **activate Shortcut** to use.

SUPER
SIMPLE



AirDrop. Chạm để bật Wi-Fi và Bluetooth để chia sẻ bằng AirDrop.




Tin nhắn



Facebook



Mail



Lời nhắc




Thêm vào
Danh sách đọc



Sao chép



Phím tắt

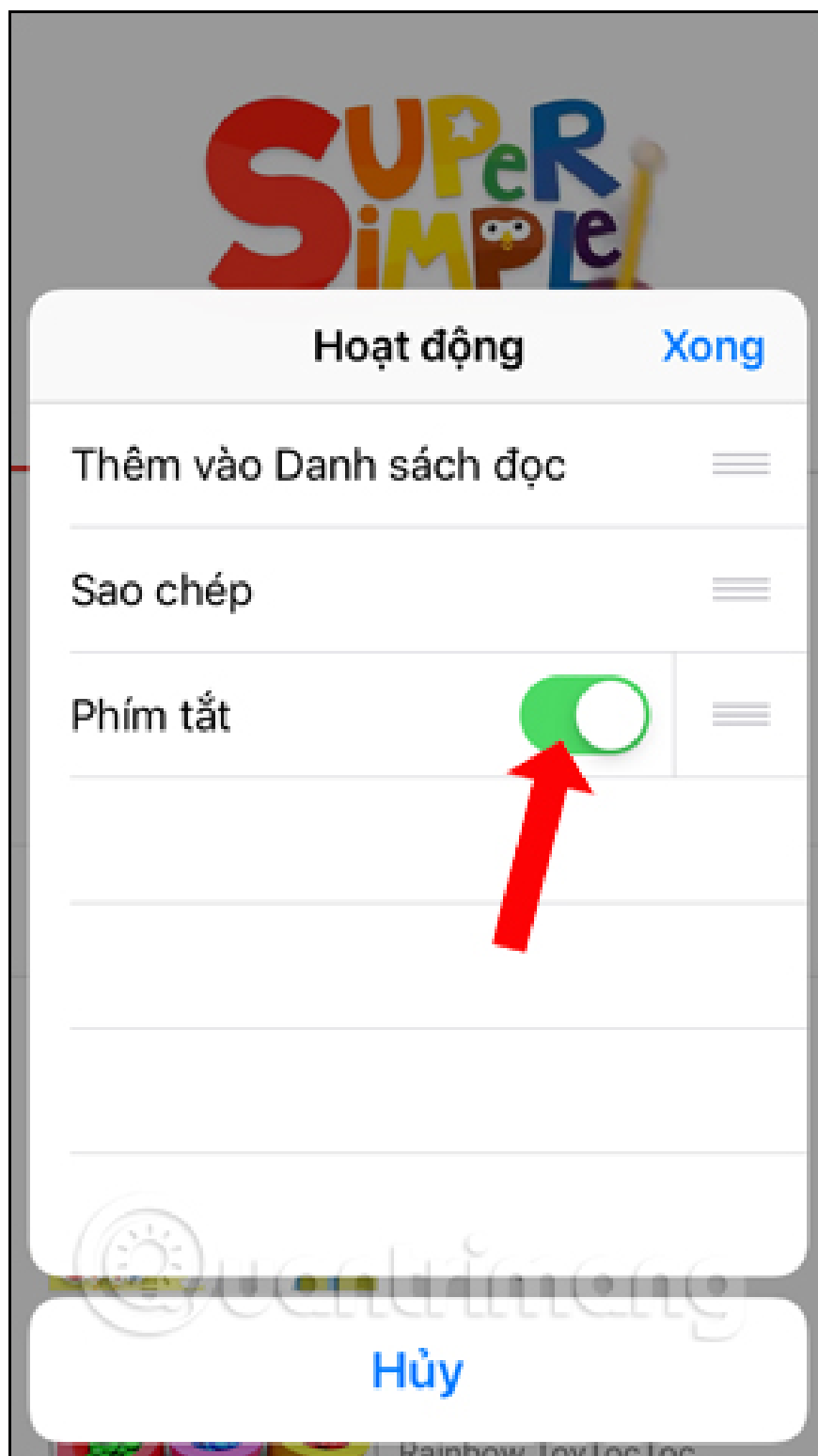


Thêm

Hủy

Quantimang

Rainbow Toy Loc Loc



Step 5:

Display Siri Shortcuts application, click on **Media Downloader** . Then click on **the YouTube application** to download the video.

Không có SIM

14:38

50%


Hủy

Chạy phim tắt

🔍 Tìm kiếm



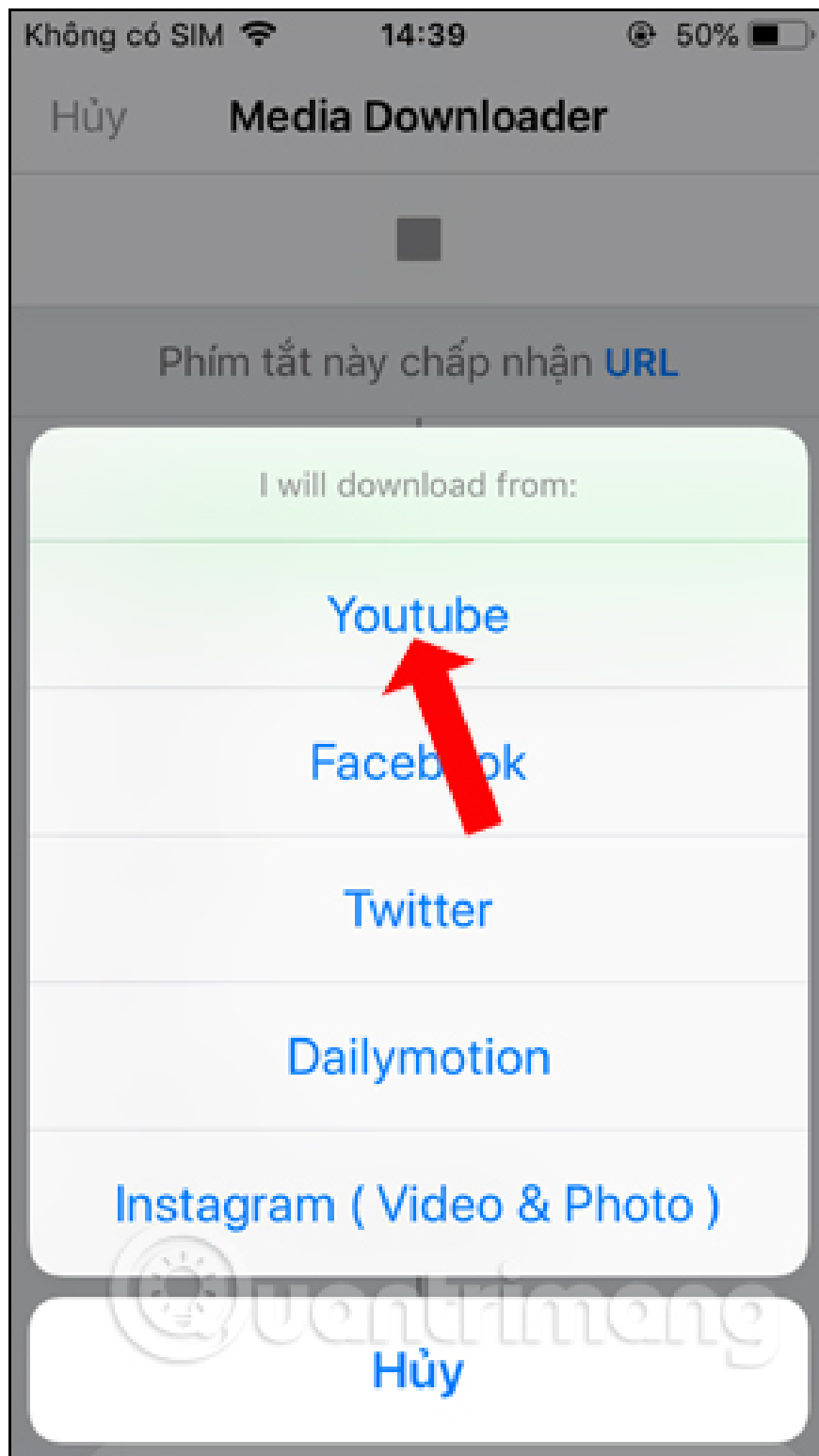
Media Downl...



Lấy các phím tắt khác



 Quentrimeng



Step 6:

Next you wait for the YouTube video link application to be selected and **the video resolution you want to download** is selected, depending on whether the video has multiple resolutions.

Hủy

Media Downloader



Phím url_encoded_fmt_strea...



Chia văn bản

Dấu phân cách

Tùy chỉnh

Tùy chỉnh



Lặp lại với mỗi lần



Lấy từ điển từ đầu vào

Kết thúc lặp lại

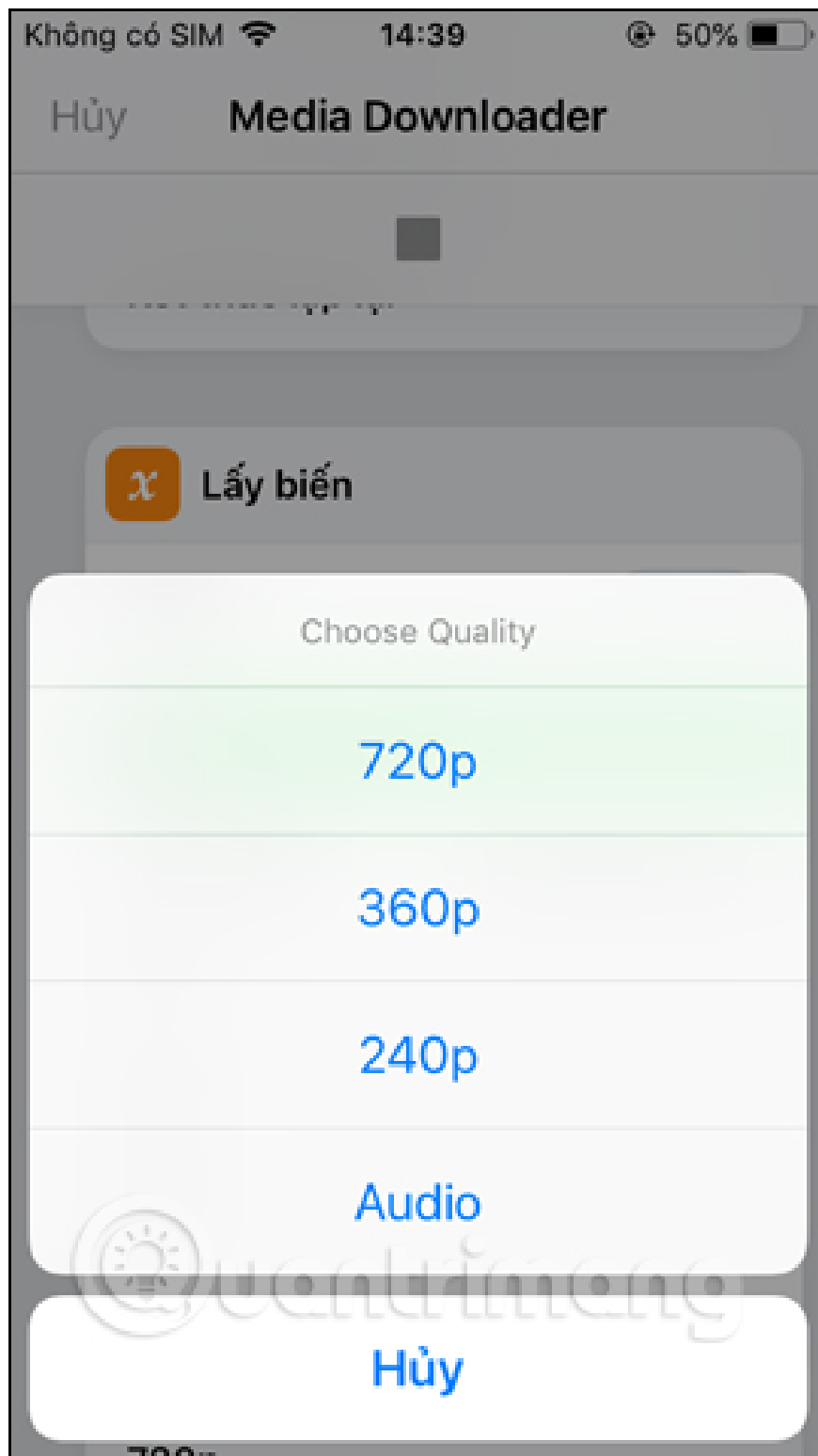


Đặt biến

Biến

Stream Dictionaries





Step 7:

Wait for Media Downloader to download the video to the device and users need to agree to let **Siri Shortcuts access the photo album** on the device, press OK. Thus YouTube videos will be saved in Camera Roll photo album.

Hủy

Media Downloader



Thoát phim tắt

End Menu

End Menu

End Menu



Lấy nội dung của URL



Nâng cao



Lưu vào album ảnh



Phím tắt không có quyền truy cập vào ảnh của bạn.

Không có SIM

14:40

49%

Hủy

Media Downloader

End Menu

End Menu

**“Phím tắt” Muốn Truy cập
Ảnh của bạn**

Phím tắt cần truy cập vào thư viện ảnh
của bạn để chạy các tác vụ liên quan
đến ảnh.

Từ chối

OK


Phím tắt không có quyền truy
cập vào ảnh của bạn.

Cho phép truy cập



Hiện thị thông báo

Tiêu đề Saved



2. Download iOS 12 videos or below

1. Download YouTube videos with Browser and File Manager for Documents

The job of downloading YouTube videos with Browser and File Manager for Documents on the iPhone is very simple, we just need to copy the video URL of the application to the download to complete. In the guide below, Network Administrator will guide users how to download YouTube videos on iOS 10 using the Browser and File Manager for Documents application.

Step 1:

First of all, download the Browser and File Manager for Documents app for iPhone and iPad following the link below.

1. Download Browser and File Manager for iPhone Documents

Step 2:

After successfully downloading the application to the device, we proceed to launch. First, the application will ask users to grant **access to media albums** on the device, **press OK** to agree. Then comes the request to receive notifications from Browser and File Manager for iPhone Documents or not. Click Allow or Don't Allow.



Welcome

Tap on demo links to start download

**"Downloads" Would Like to
Access Apple Music And Your
Media Library**

Don't Allow

OK

Image

ZIP



Browser



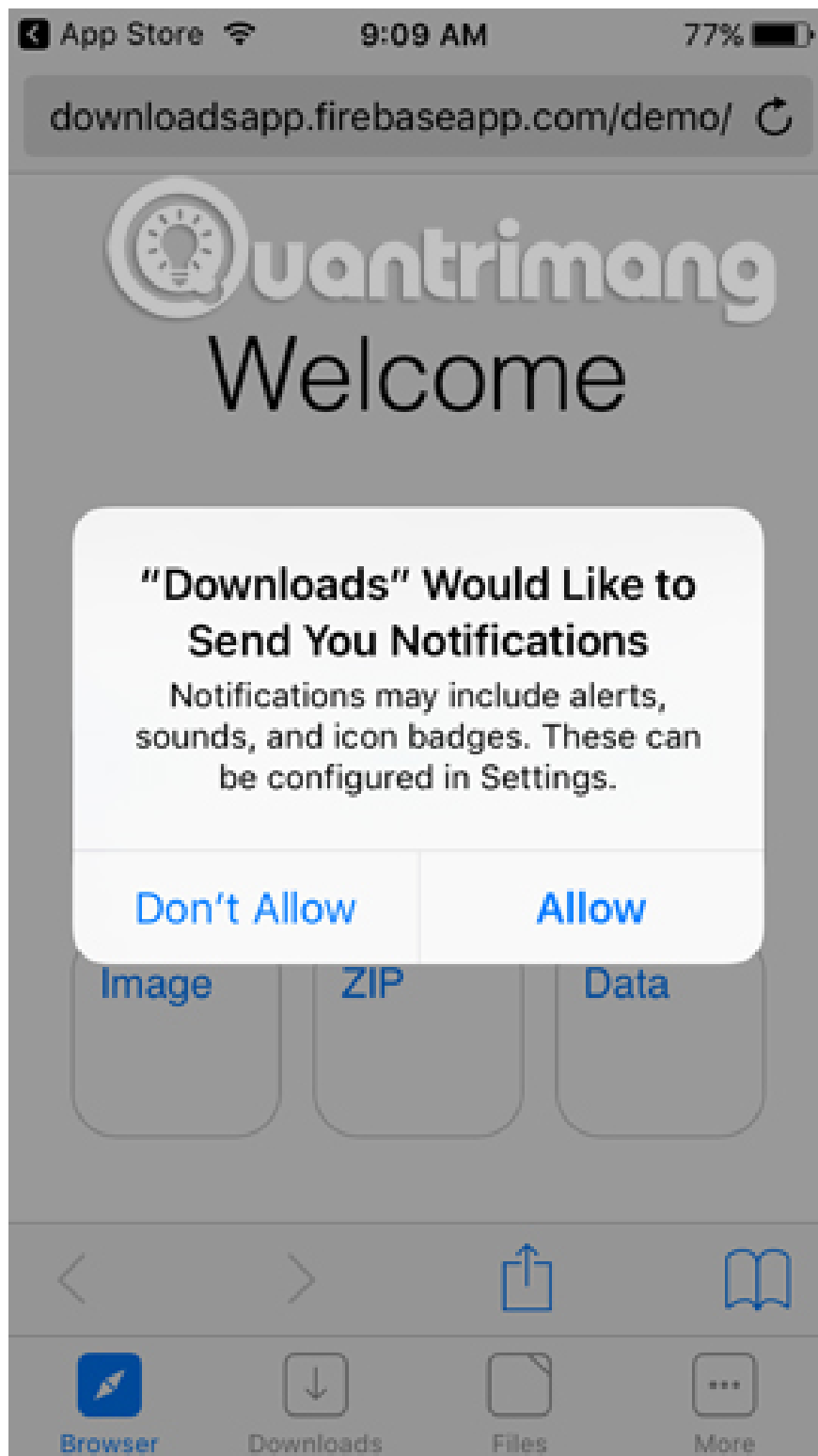
Downloads



Files



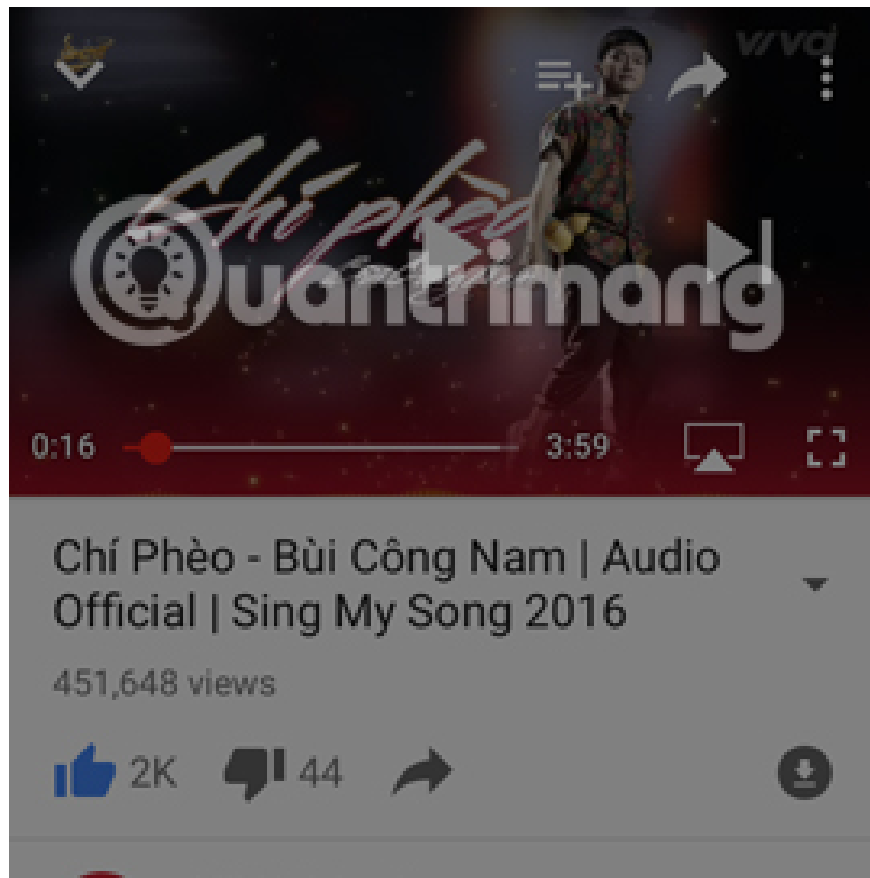
More




Step 3:

Now go to the YouTube app on your device and **copy the video URL** . Then **paste the link URL of the YouTube video into the address bar on the Browser and File Manager for Documents application interface** , then click **Go** below.

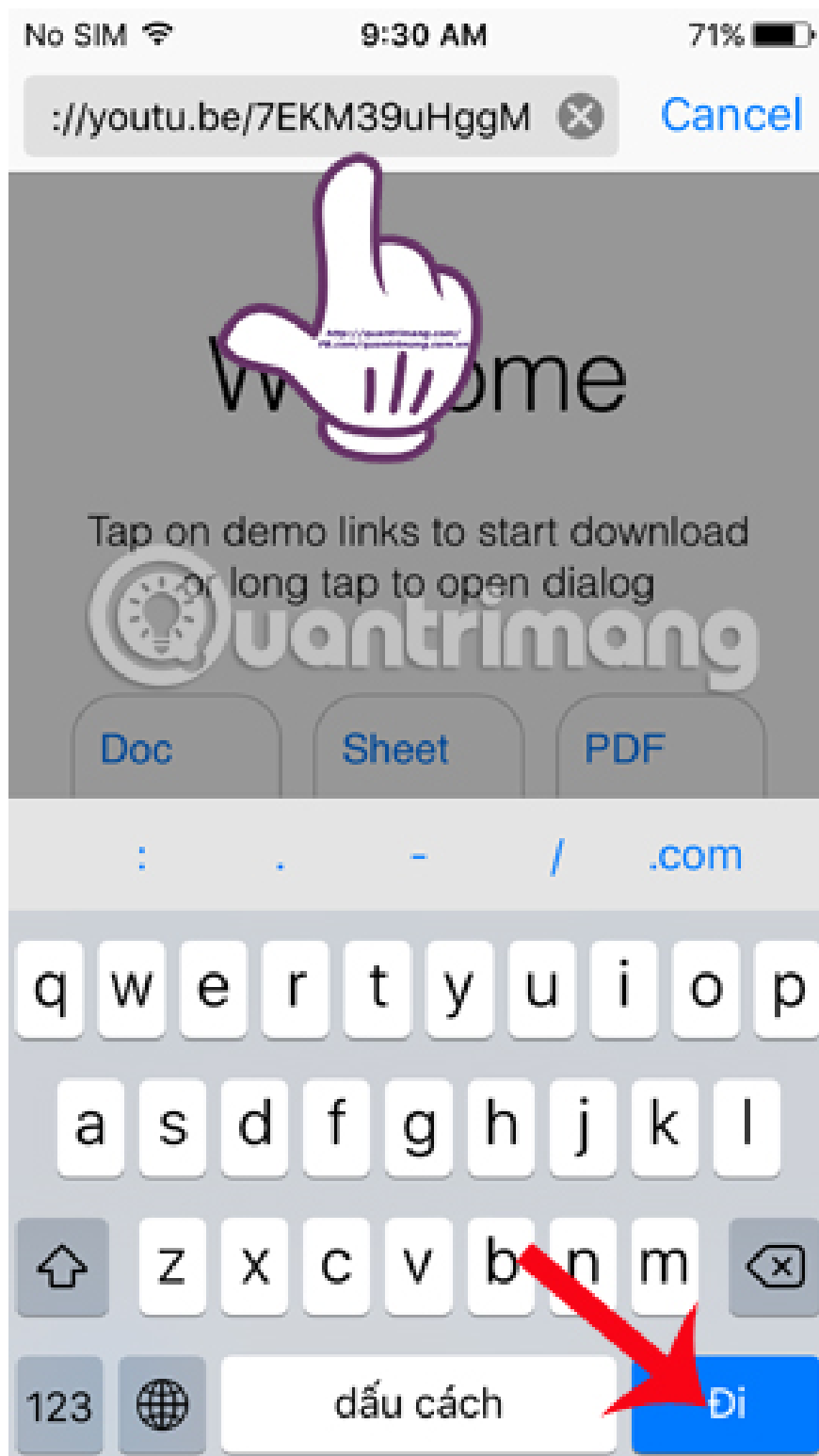
1. Download the YouTube app for iOS



Share



Cancel



Step 4:

Soon, we will see the video interface on YouTube as shown below. Press **the Play button** in the middle of the interface to play the video. When the video playback interface appears, a small **file Download file?** will ask if you want to download the video, click **Download** to download.



YouTube



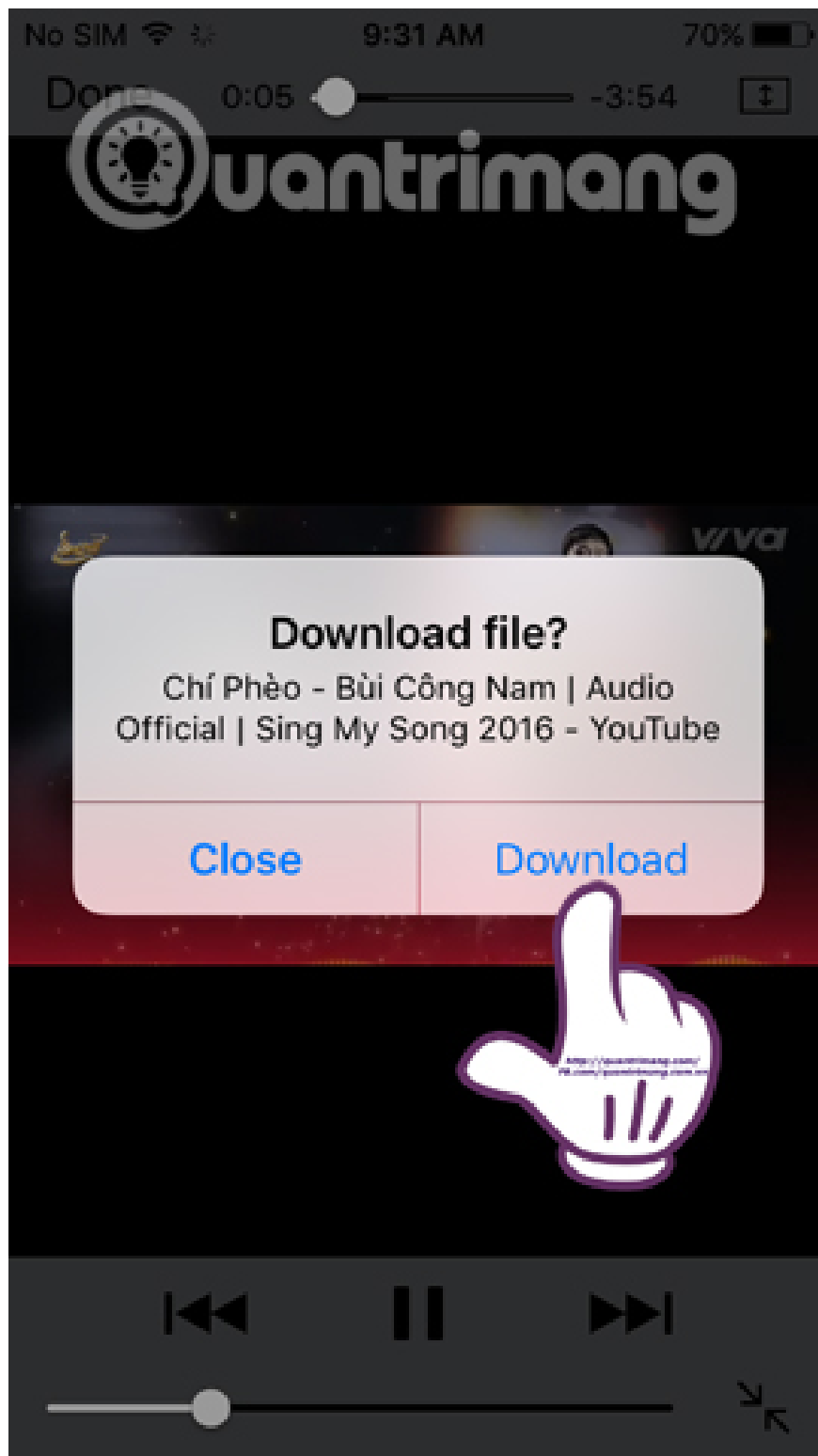
Chí Phèo - Bùi Công Nam | Audio Official | Sing My Song 2016 

VIVA Music · 451,648 views

 2K  44   

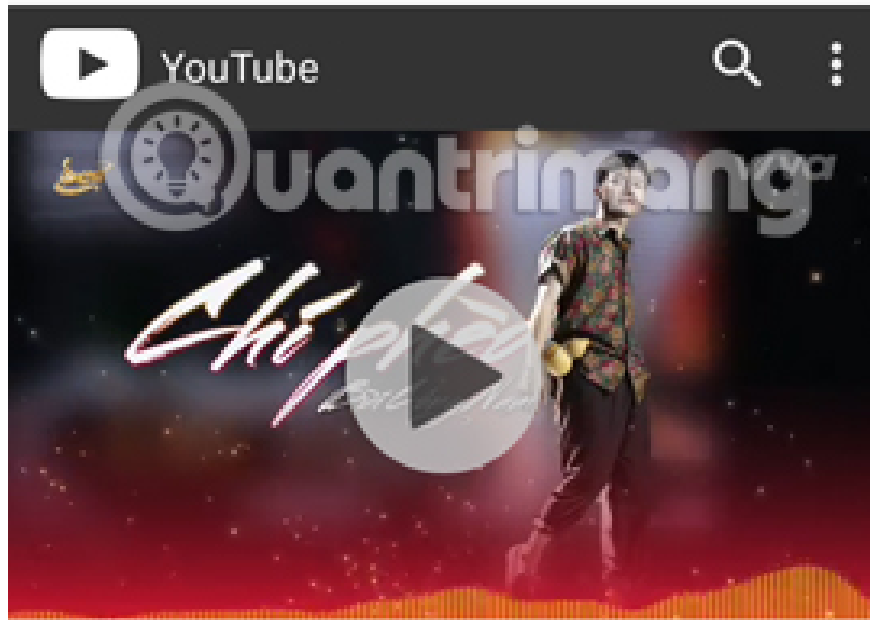
  Chí Phèo - Bùi Công Nam |

Navigation bar with icons: back, forward, share, bookmarks, browser, downloads, files, more.



Step 5:

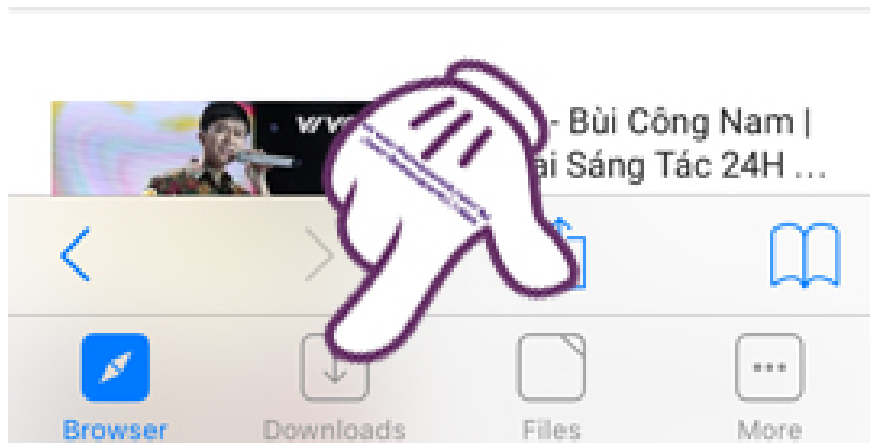
Going back to the original interface of the video on YouTube, we will click on **the Download section** below the interface. Soon, you will see the **YouTube video successfully downloaded using Browser and File Manager for Documents** .

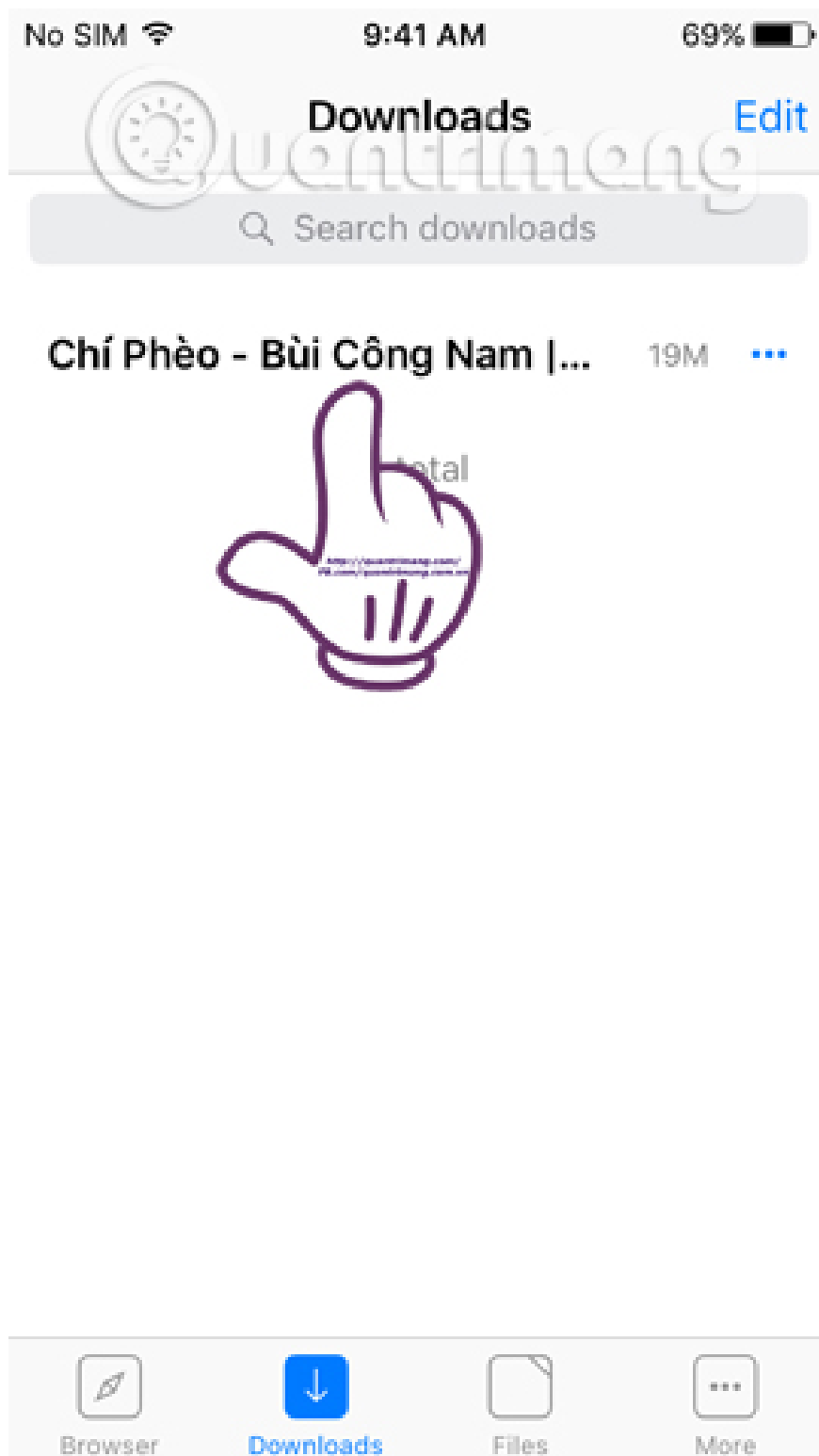


Chí Phèo - Bùi Công Nam | Audio Official | Sing My Song 2016

VIVA Music · 451,648 views

2K 44 + ↷





Step 6:

Next, click on **the 3 dots icon** and then click on **Open In** . Continue, click Next **Save Video** in the new dialog to download YouTube videos to the device.

No SIM

9:41 AM

69%

Downloads

Edit

Search downloads

Chí Phèo - Bùi Công Nam |...

19M



1 total



Browser



Downloads



Files



More

No SIM

9:45 AM

68%

Downloads

Edit



Quantrimang

Search Downloads

Chí Phèo - Bùi Công Nam |...


19M



Chí Phèo - Bùi Công Nam Audio Official
Sing My S.mp4

Open In

Re



Cop

K

Restart

Remove

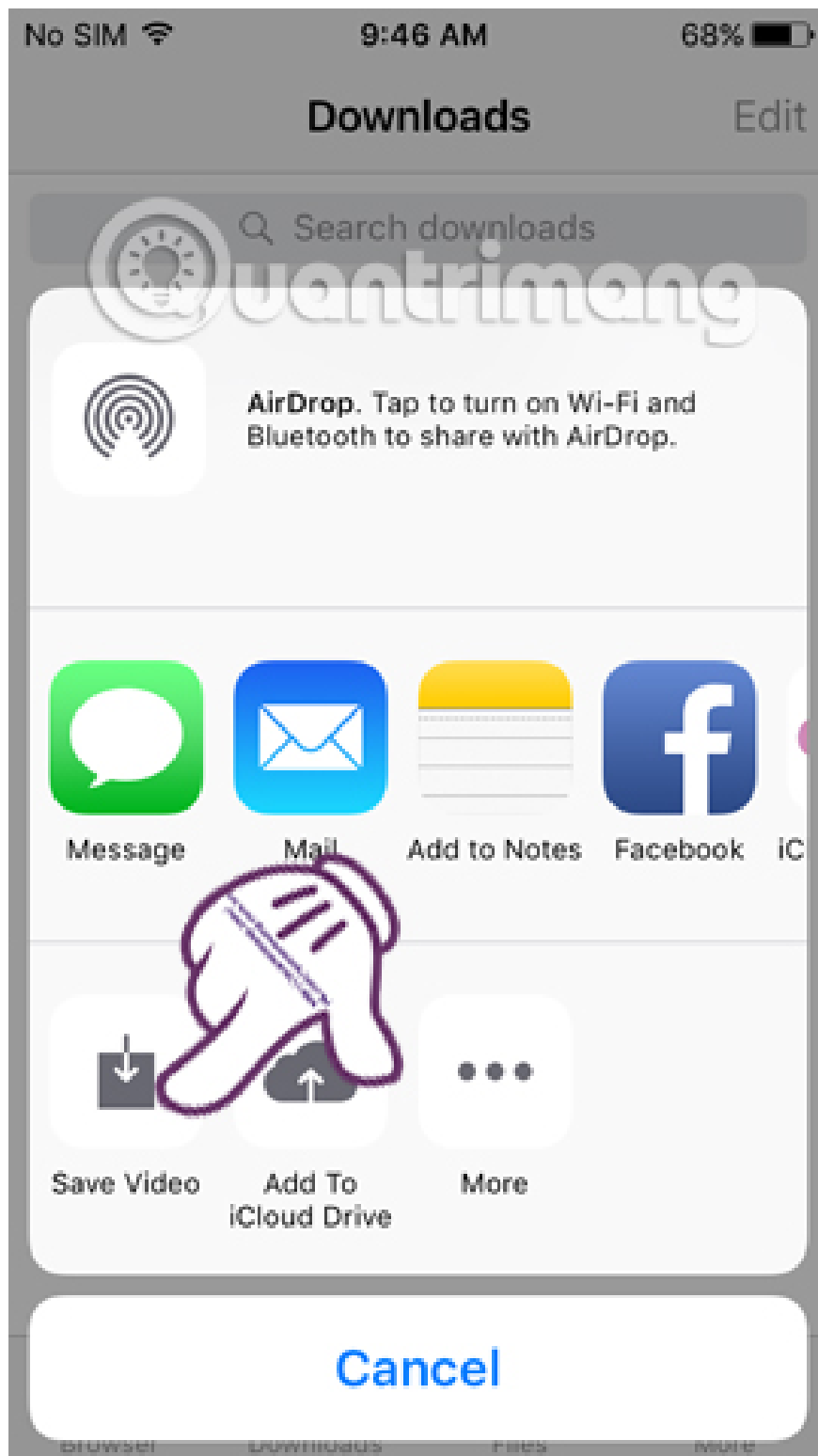
Cancel

Browser

Downloads

Files

More



Step 7:

Browser and File Manager for Documents will appear a message asking users to allow **access to the image library on the device** , click **OK** . Now, you just need to open **the Video album** on iPhone and enjoy the newly downloaded YouTube video.

No SIM

9:46 AM

67%

Downloads

Edit



Search downloads

Chí Phèo - Bùi Công Nam |...

19M



1 total

**"Downloads" Would Like to
Access Your Photos**

Don't Allow

OK



Browser



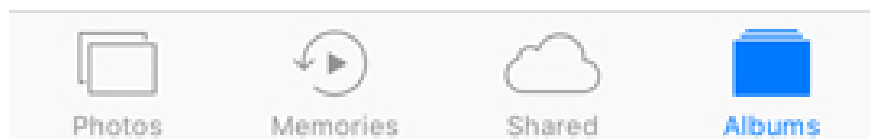

Downloads



Files



More



Very simple, isn't it! To download YouTube videos with Browser and File Manager for Documents, users will not need to perform too many complicated steps, just copy the video URL and paste it into the address bar of Browser and File Manager for Documents application. In addition, the application also supports downloading and managing many other file formats such as PDF, docx, or zip file.

2. Download YouTube videos with PlayerXtreme Media Player

To download YouTube videos to iPhone, we can use the PlayerXtreme Media Player application with many different useful features.

This application can manage multimedia files on the device, including audio, video and images. You can download videos on YouTube, or download audio files from Zing MP3, Nhaccuatui easily. And then can watch the video even if the device does not have a WiFi connection. Besides, PlayerXtreme Media Player also supports us in transferring video or audio from computer to iPhone, via IP address for you to access.

1. Download the PlayerXtreme Media Player application

Step 1:

We download the application according to the link above and then start. In the first interface, the application will ask if you want to receive notifications. Next, in the main interface of the application click on the **Network tab** below.

No SIM

9:33 AM

68%



Library



uantrimang



“PlayerXtreme” Would Like to Send You Notifications

Notifications may include alerts, sounds, and icon badges. These can be configured in Settings.

Don't Allow



Allow

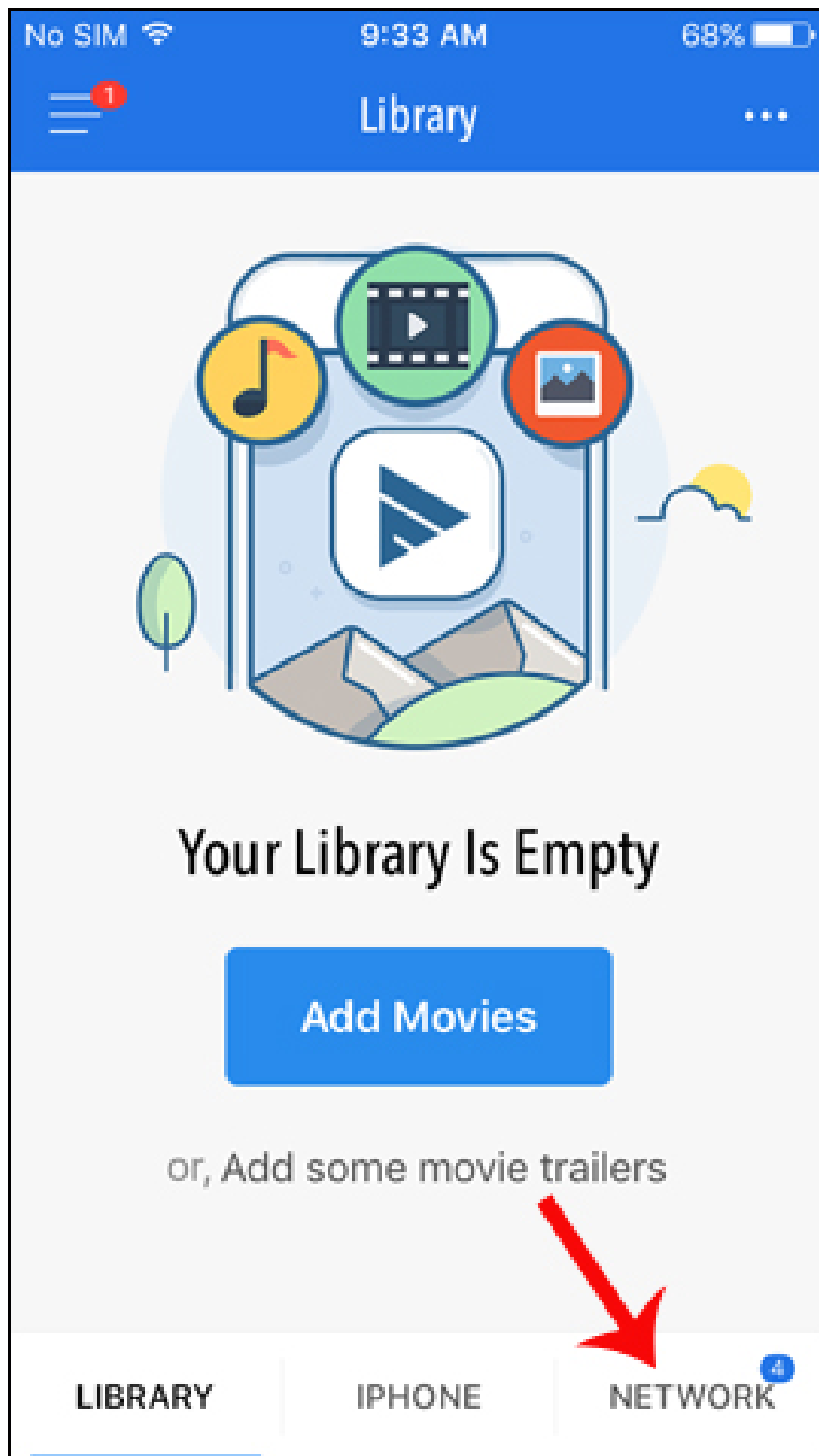
Add Movies

or, Add some movie trailers

LIBRARY

IPHONE

NETWORK ⁴



Step 2:

Go to the new interface and click on the **Internet (YouTube, .)** section . The interface of the website address to download video or mp3 appears. If you want to download YouTube videos, you can click directly on the icon on this interface.

No SIM

9:33 AM

68%



Network



Add Files



From Browser



From WebDAV



Via USB cable



From PC/NAS



From URL



From internet (Youtube, Vi...




Discovered · META-CongNghe

LIBRARY

IPHONE

NETWORK ⁴





Step 3:

In the YouTube interface click **the magnifying glass icon** to search for the video you want to download. Next, when in the video playback interface, click **the Grab icon** in the lower right corner of the interface as shown. A sub-menu appears to choose to play videos on the PlayerXtreme video player or download videos to the device.

Depending on the video you want to download, we will have more options for the resolution or format of the video. To download videos click the Download button.





Videos/Music links found ✕

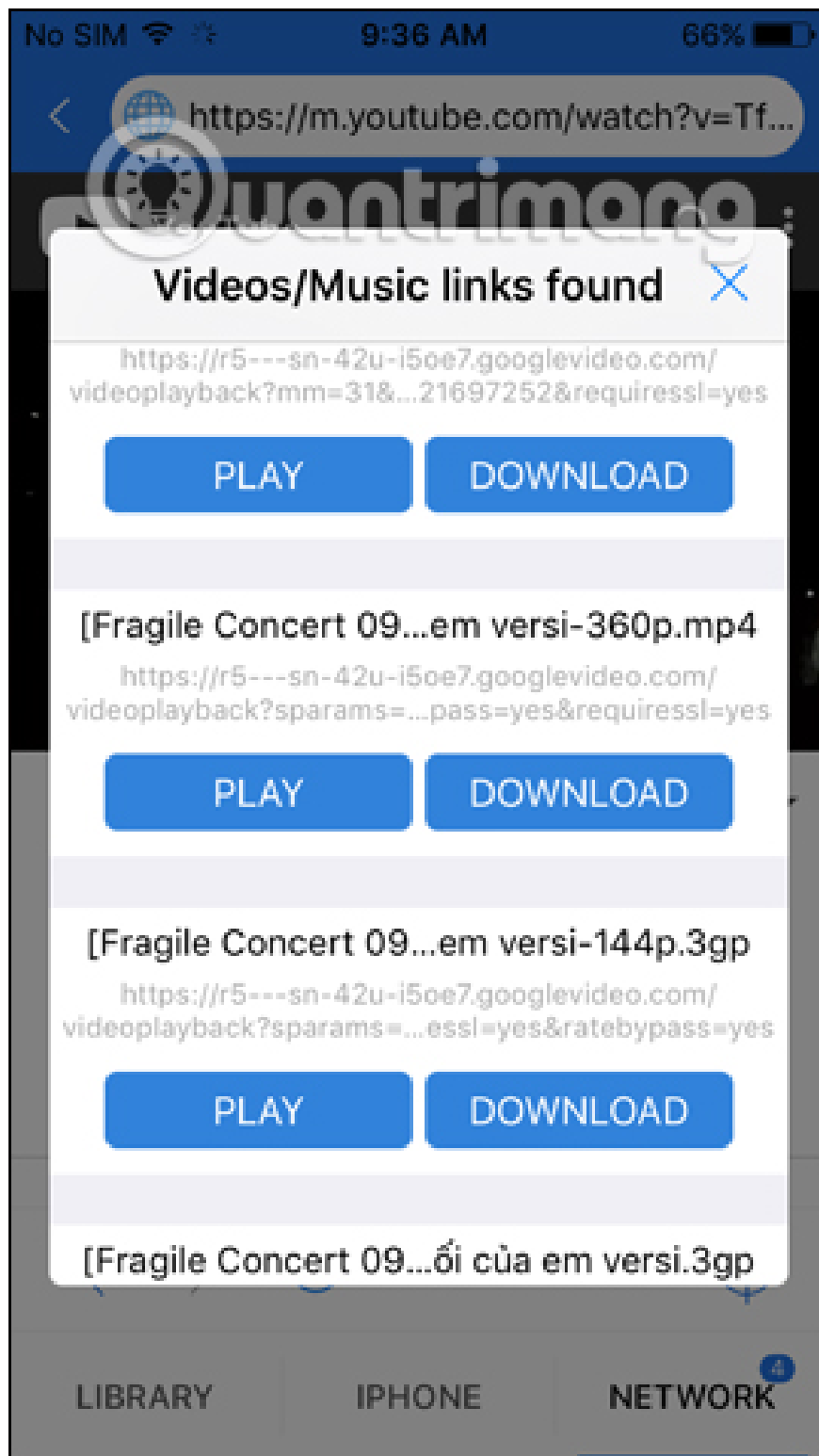
Hà Anh Tuấn - Thá...m (Official MV).mp4

https://r4---sn-42u-i5oel.googlevideo.com/videoplayback?ratebypas...x_R-n3Q&pltype=content

PLAY

DOWNLOAD





Step 4:

Soon you will see **the Library item** indicating the number of new files to download. Click to open and see the video download process on the application.

No SIM

9:37 AM

66%

<https://m.youtube.com/watch?v=U...>



YouTube



VIETVISION



0:01



-6:08



Hà Anh Tuấn - Tháng Tư Là Lời Nói Dối Của Em (Official MV)

Hà Anh Tuấn - 19,591,924 views



72K



1K



Up next

Autoplay

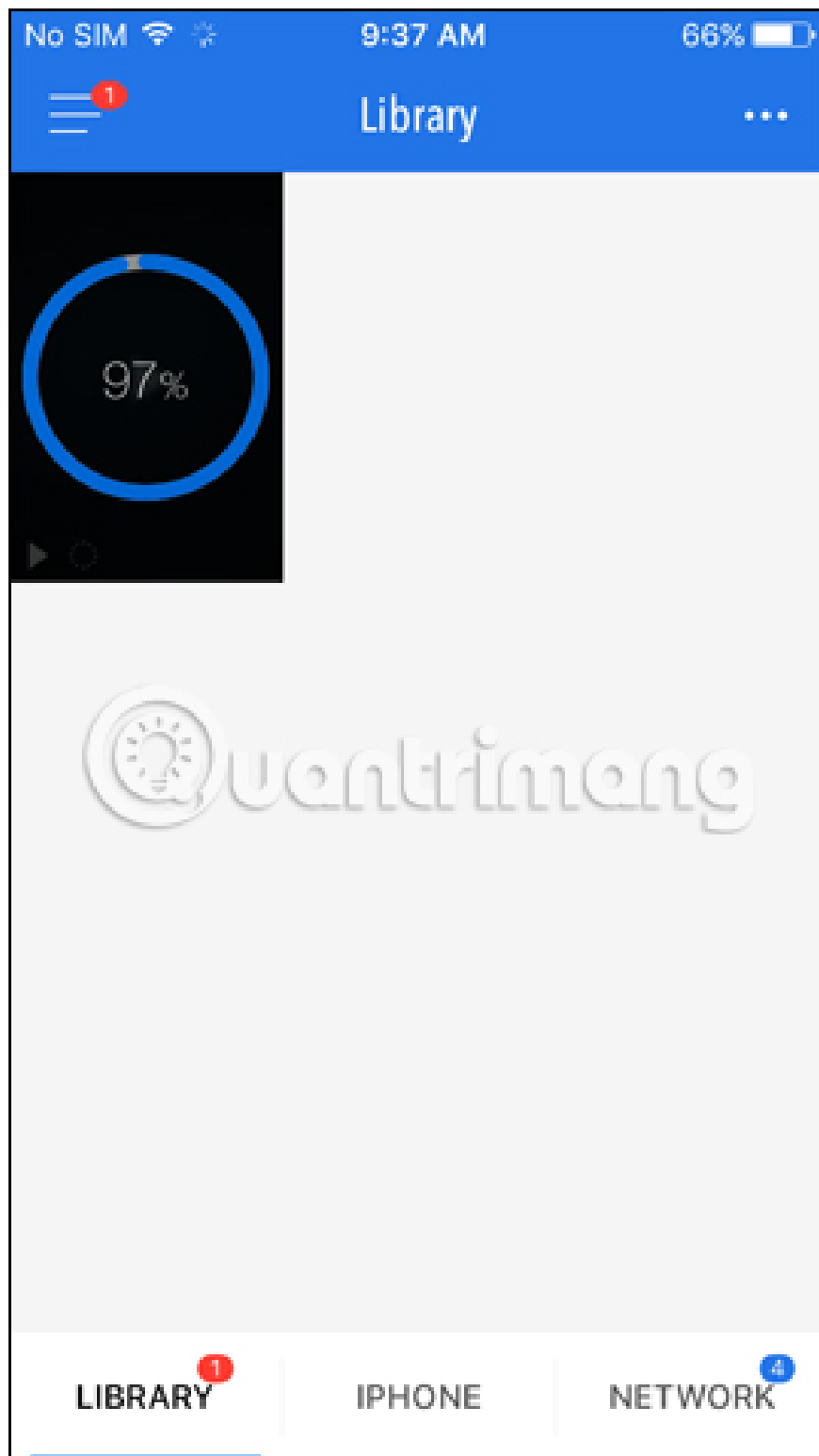


LIBRARY ¹

IPHONE

NETWORK ⁴





When this process is completed, users simply click on the video, then press **the blue Play button** to view it offline without an Internet connection.


No SIM

9:37 AM

66% 



Library



 Quantrimang


LIBRARY ¹

IPHONE

NETWORK


No SIM

9:37 AM

66% 



Quantrimang




 6 min

21.1 MB

Hà Anh Tuấn





Step 5:

To **download songs on Zing MP3 or Nhaccuatui** , enter the website address in the top bar and search for the song you want to download. For example, I will download the song on Nhaccuatui.

In the song playback interface, also click **the Grab icon** below to download. Appears a submenu, press **Download** to download the mp3 file to your phone.

http://www.nhaccuatui.com/video/...



dna bts



Tim



DNA - BTS (Bangtan Boys)



DNA - BTS (Bangtan Boys)

Video

BXH

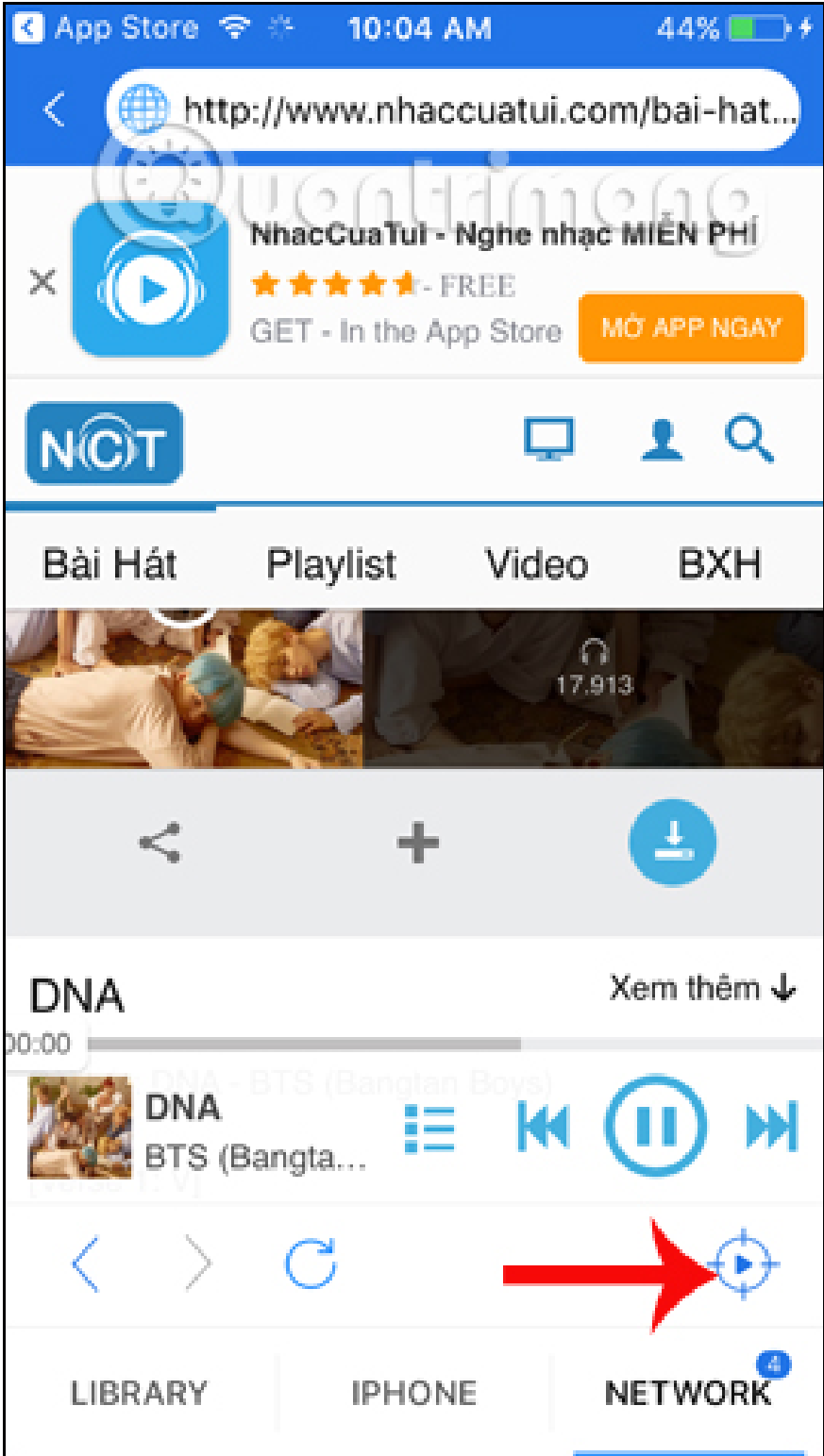
Chủ Đề

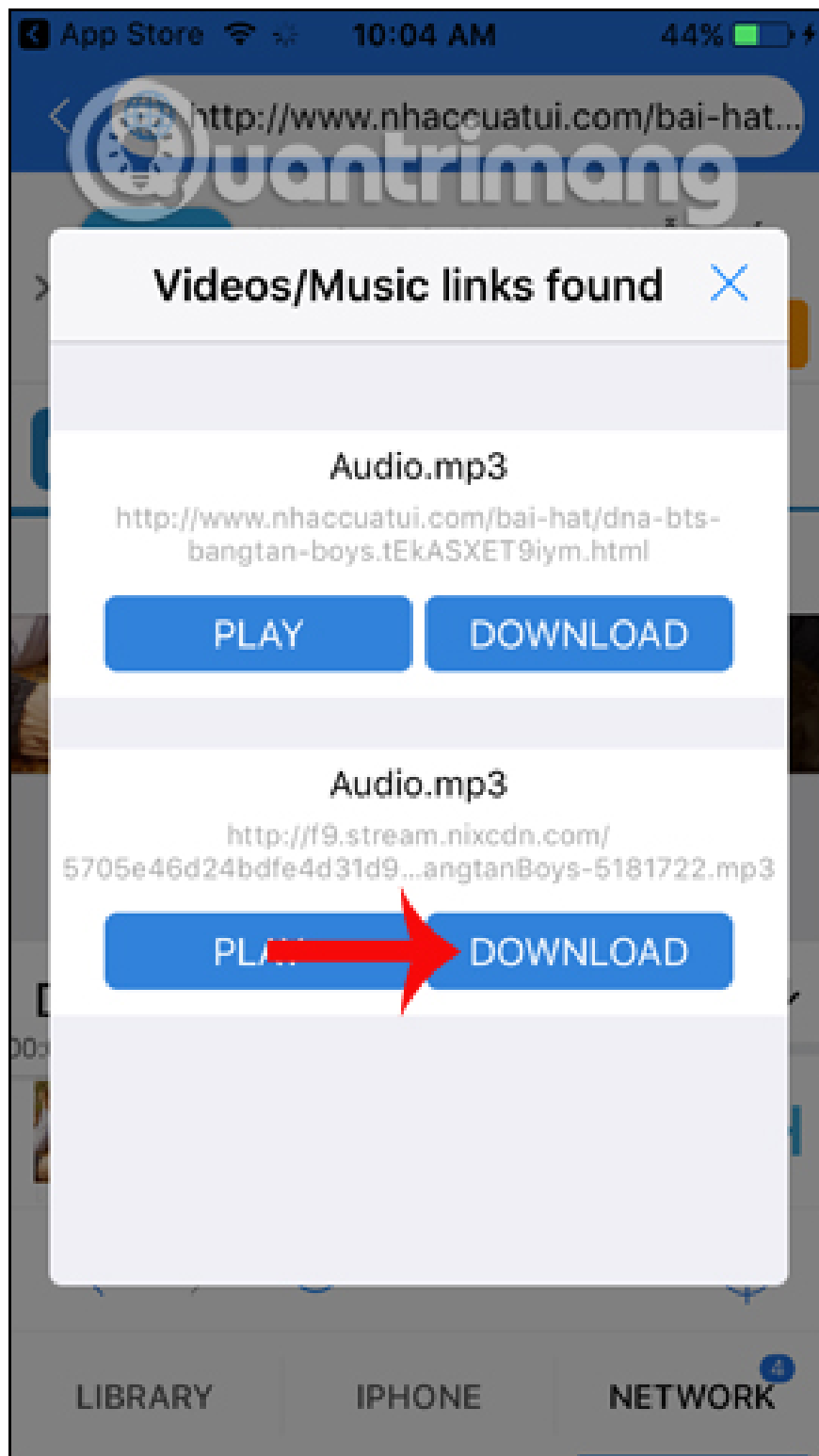
Nghệ sĩ



Quantrimang Done











Step 6:

The **Library item** will immediately notify the user. Wait for the download process to succeed and just open it up to finish listening.


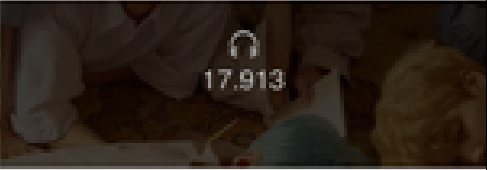
App Store 10:04 AM 44%




<http://www.nhaccuatui.com/bai-hat...>

 **NhacCuaTui - Nghe nhạc MIỄN PHÍ**
★★★★★ - FREE
GET - In the App Store **MỞ APP NGAY**






NCT   




Bài Hát Playlist Video **BXH**

  17.913

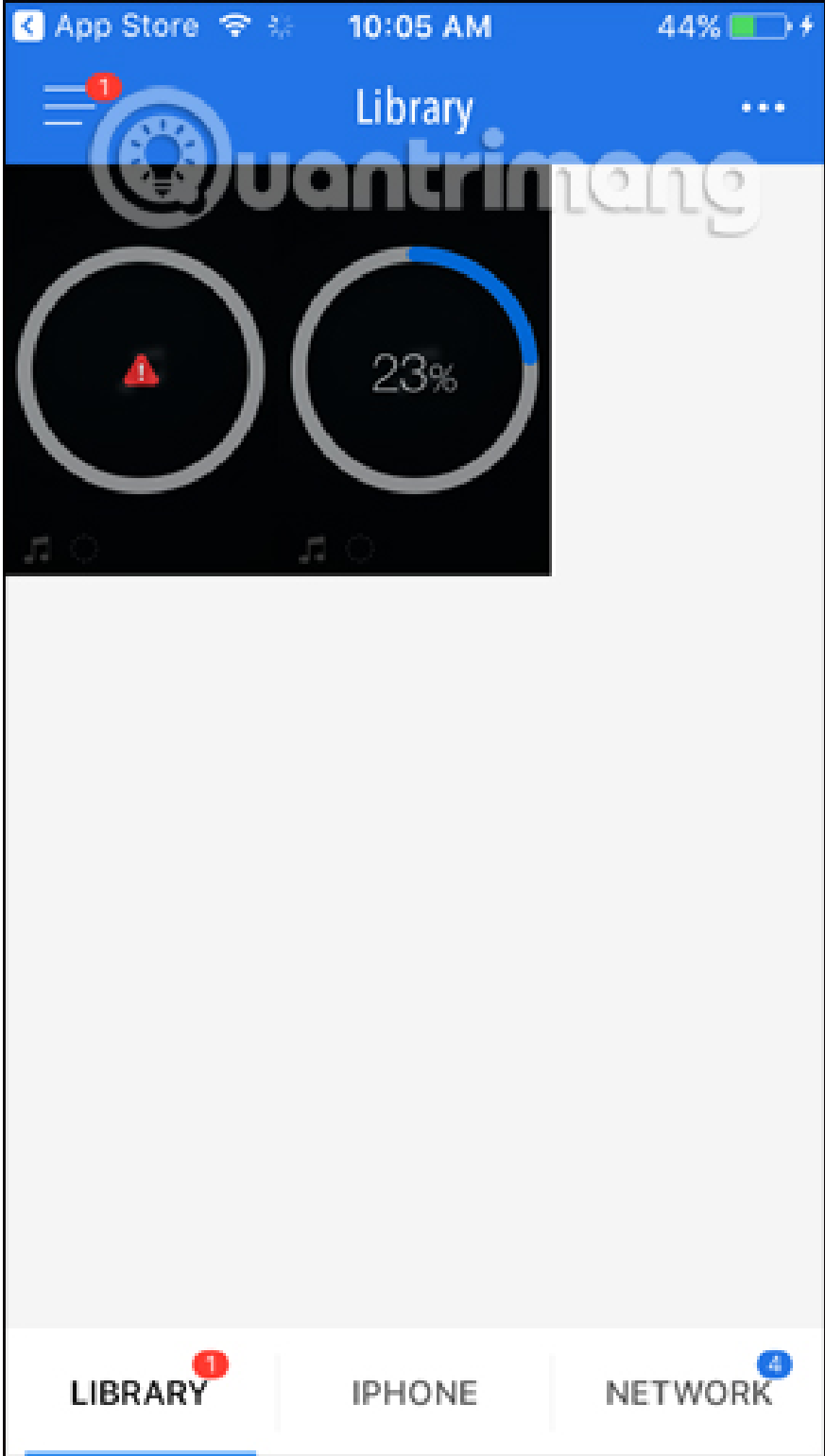
  

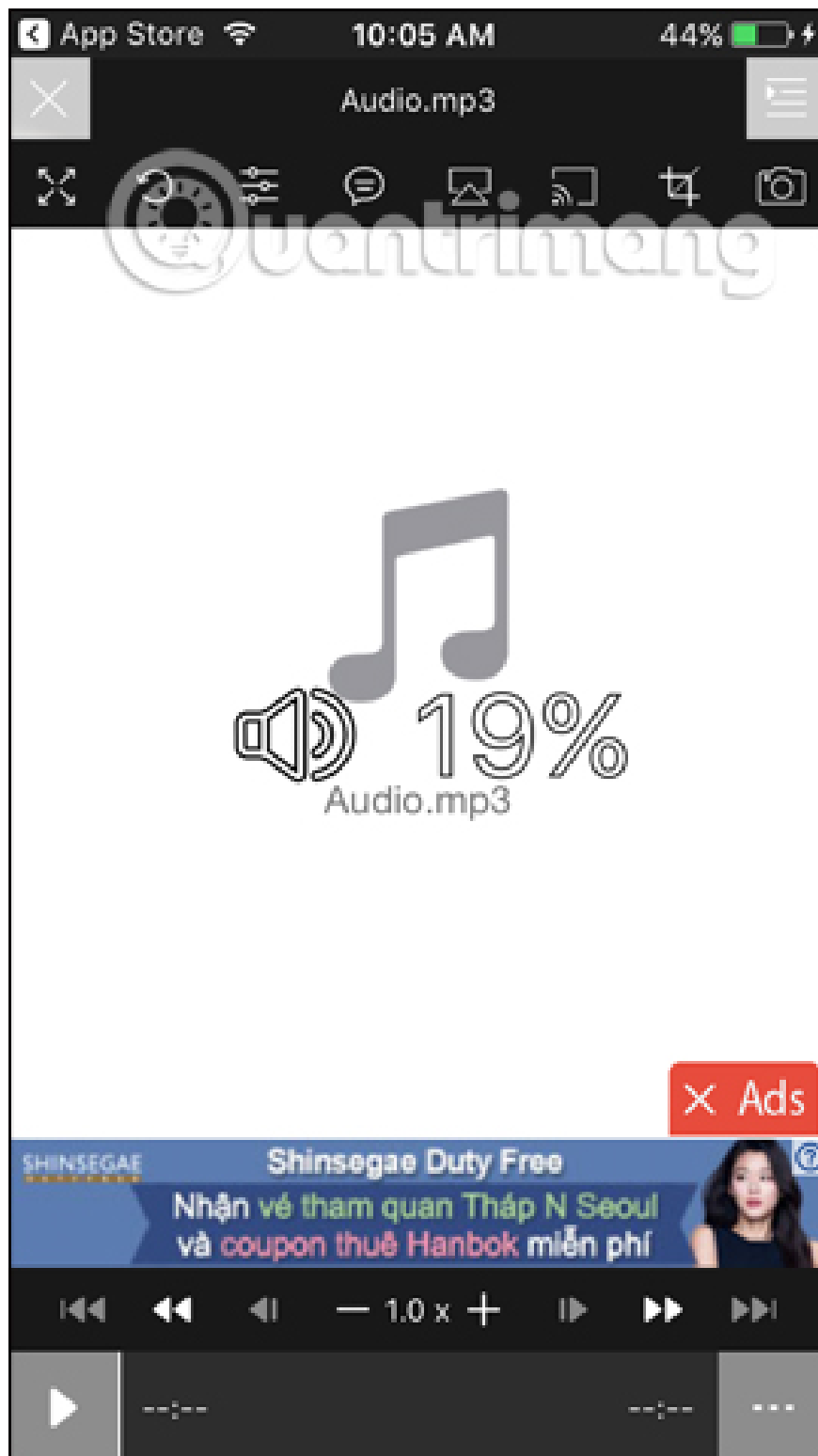
DNA Xem thêm ↓
00:05

 **DNA** - BTS (Bangtan Boys)
BTS (Bangta...    

LIBRARY¹ **IPHONE** **NETWORK**⁴





Above is a detailed guide on how to use PlayerXtreme to download YouTube and audio videos to iPhone. In addition, the application can quickly transfer files from computer to iPhone. You can watch videos, listen to music even when offline. With the Pro version, we will be using Chromecast support to display content on a regular screen, or Airplay, capture video, cut video frames, etc.

Refer to the following articles:

1. YouTube videos do not play on Android, iOS, computers and Mac, this is how to fix errors
2. How to Upload, Download Videos to YouTube on iPhone?

I wish you all success!

You finished reading the article "**How to download YouTube videos to iPhone phones**" edited by the [TipsMake](#) team. We hope this article has provided you with many useful tech tips and tricks. You can search for similar articles on tips and guides. Thank you for reading and for following us regularly.