

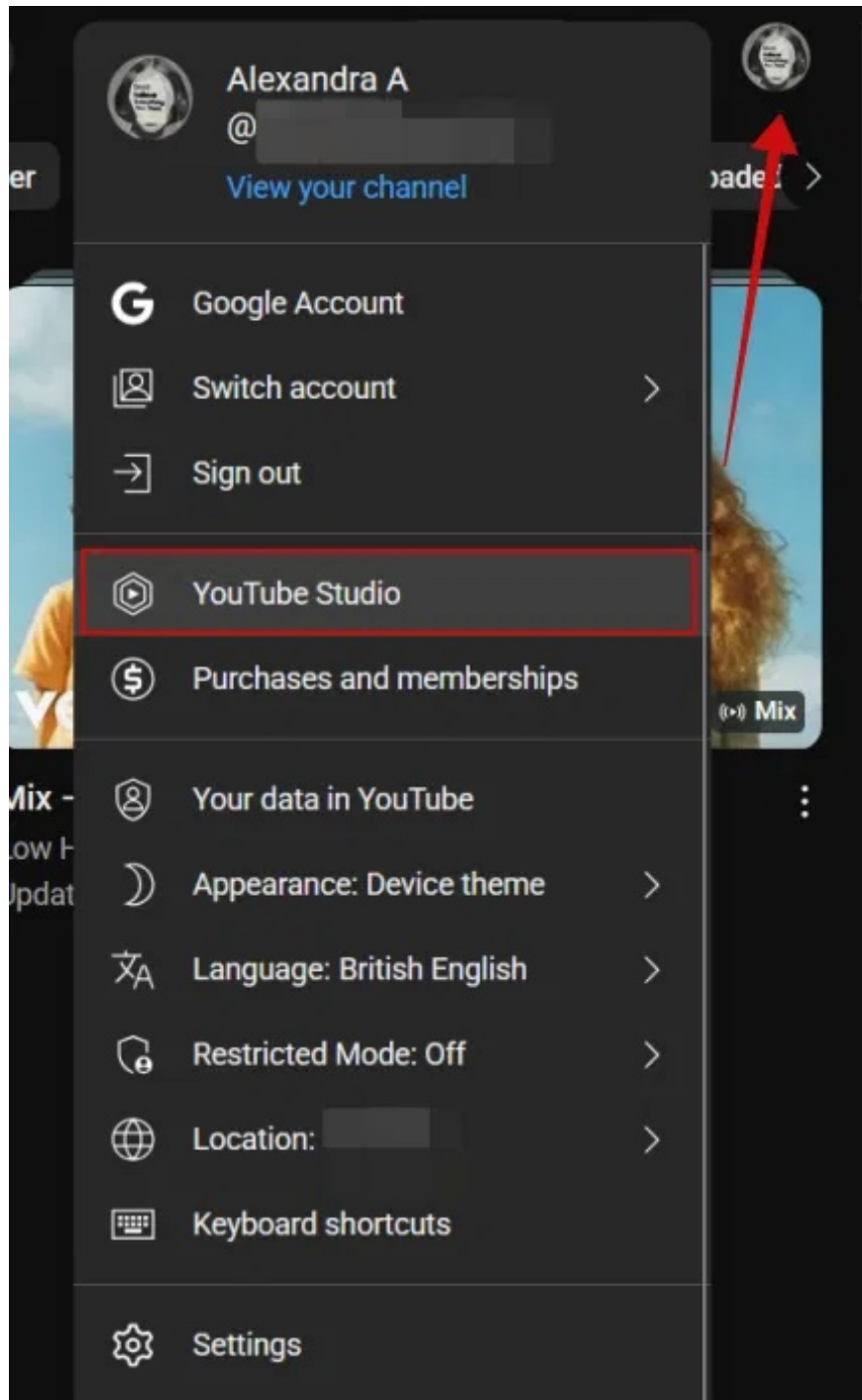
How to download YouTube Shorts

YouTube created Shorts to compete with TikTok and Instagram Reels, but it lacked one crucial feature: the ability to download short videos directly to your device, unless it was your own video.

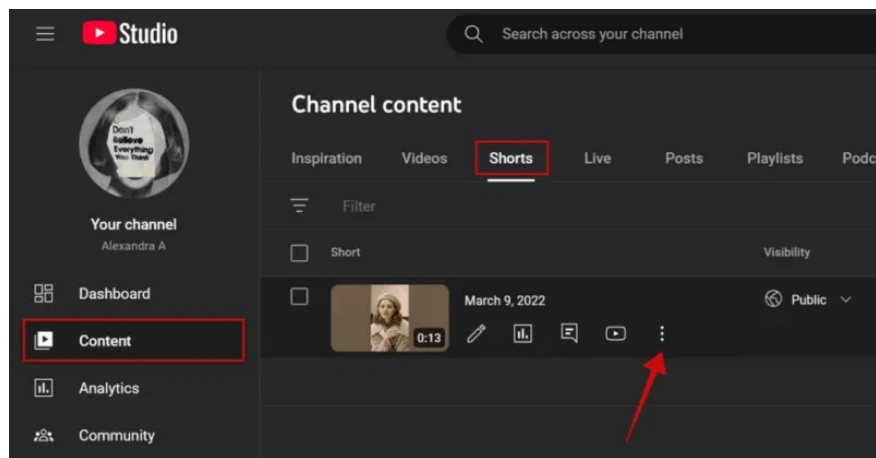
YouTube created Shorts to compete with TikTok and Instagram Reels, but it lacked one crucial feature: the ability to download short videos directly to your device, unless it was your own video. Luckily, there are still ways to save your favorite videos to watch later. Here's a detailed guide on how!

1. Use YouTube Studio to download your own short video.

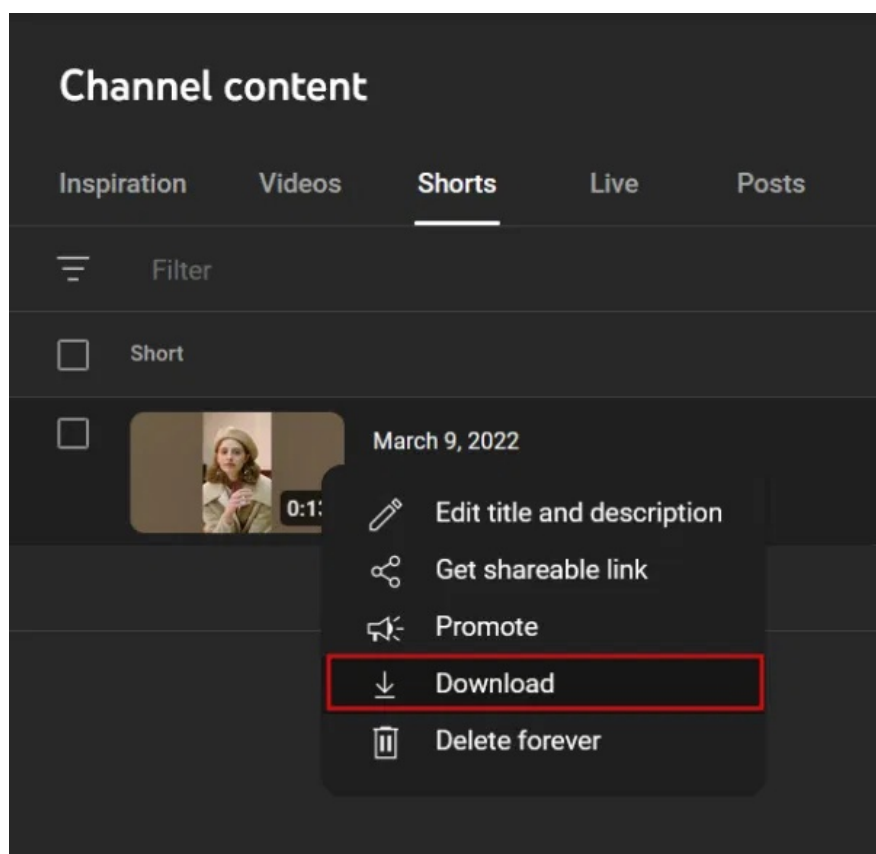
If you need to download your own short video to another device, it's perfectly possible to do so without third-party tools. First, you need to log into your YouTube account on that device. If you're using a computer, next, click on your profile picture in the upper right corner and select **YouTube Studio** .



From there, access **Content** in the left-hand menu. Switch to the **Shorts** tab on the right. Hover over the short video you want to download. Click the three-dot icon that appears below.



Select **Download** from the menu.



On the mobile app, tap your profile picture in the bottom right corner. Select **Your videos** .



Alexandra A

@ [redacted] · View channel >

Switch account Google Account Turn on Incognito

History

View all

Playlists



View all





Liked videos
Private





Watch later
Private


New p


 Your videos

 Your clips

 Your movies

 Get YouTube Premium

 Time watched

 Help & feedback

 Home  Shorts   Subscriptions  You



Switch to the **Shorts** tab . Click the three dots next to the short video you want to download and select **Delete** .




Your videos



Videos


Shorts

Live



March 9, 2022

1 view · 3 years ago



0:13



Save to playlist



Share video



Promote



Edit



Edit advanced settings in Studio



Save to device



Delete



Cancel

2. Using third-party applications on mobile devices

If you frequently download videos from social media, not just YouTube Shorts, you should probably install a third-party app on your device.

For example, if you're using Android, you can use the SaveFrom app . Unfortunately, this type of app isn't very common on iPhones or iPads. So, it's best to use the previous method instead.

Open the app and paste the URL you copied from YouTube into the bar at the top. Wait a few seconds.

14:40

72%



Paste URL

2160p [?si=CbGyQlleMXSdDdVu](#) X

1440p

1080p

720p

480p


360p

240p

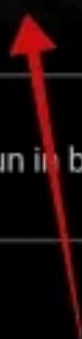
144p

720p

7838_Angel_knows_about_D



Run in background:



After the thumbnails have finished loading, select the video quality, then click the **Download** icon to start the process.

Once the video is ready, you'll see a link to it on your device. Tap the video to open and watch it.

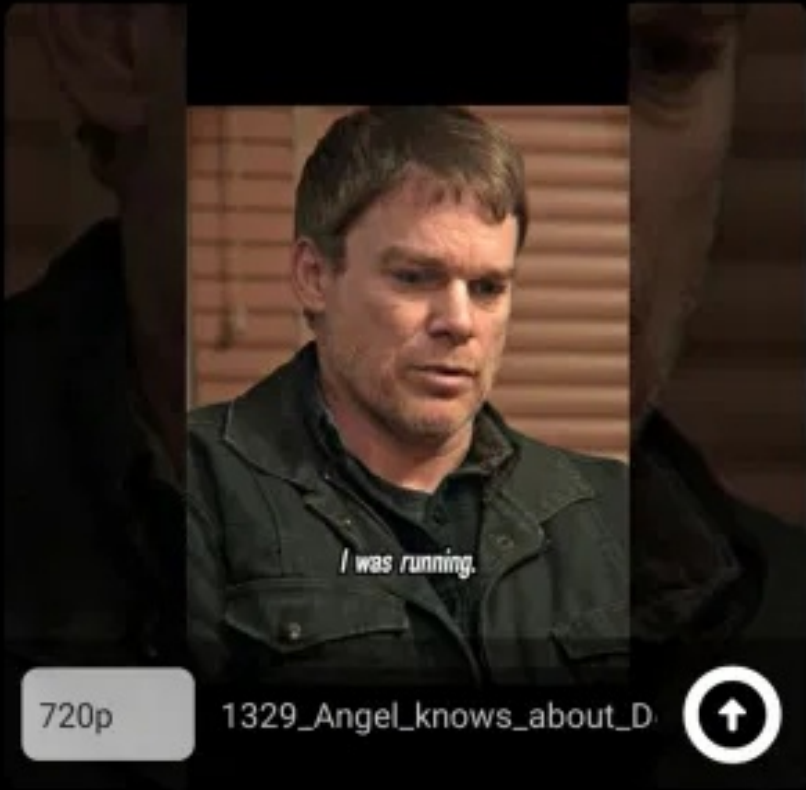
11:29

83%



Paste URL

← 7U8Pd6g?si=CbGyQlleMXSdDdVu ×



1329_Angel_knows_about_De.mp4
/storage/emulated/0/Documents/
1329_Angel_knows_about_De.mp4

Run in background:



If you're using a third-party YouTube app like NewPipe or LibreTube, you can download Shorts from there (although there may be some limitations in some cases). However, note that these apps are often not available on the Google Play Store, so you need to download them as APK files. You should use a reliable source when downloading APKs or use the app's official website.

YouTube recently introduced new tools to make creating Shorts easier, specifically to support the creation of short videos. You may also be unaware that you can now view YouTube Shorts in landscape mode . If you think this might be helpful for your daily routine, check out the steps in this [TipsMake.com](#) guide.

You finished reading the article "**How to download YouTube Shorts**" edited by the [TipsMake](#) team. We hope this article has provided you with many useful tech tips and tricks. You can search for similar articles on tips and guides. Thank you for reading and for following us regularly.