

How to download videos on Telegram is very simple

While texting, you can download videos on Telegram to your phone or computer very simply. In case you have turned off the automatic video download mode on Telegram, you will download Telegram videos manually according to the instructions below.

Telegram is one of the messaging applications similar to Messenger or Zalo, when you also have full group messaging features on Telegram, video calling on Telegram. And while messaging, you can completely download videos on Telegram to your phone or computer very simply. In case you have turned off the automatic video download mode on Telegram, you will download Telegram videos manually according to the instructions below.

Instructions for downloading videos on Telegram mobile phone


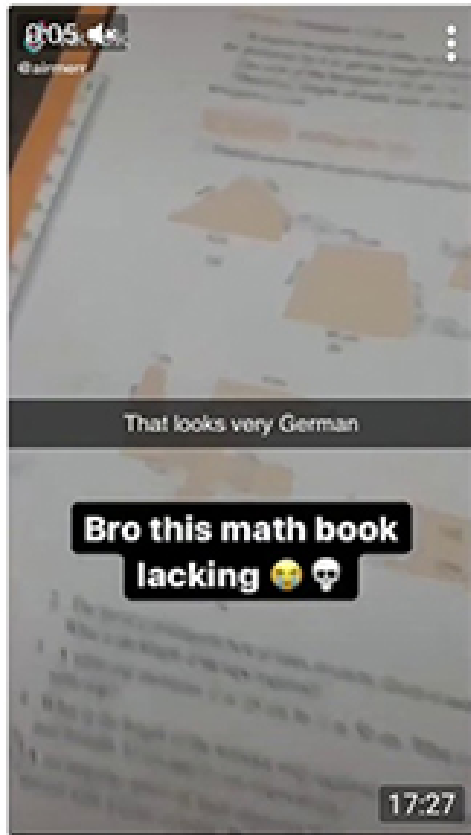
Step 1:

First, open the Telegram app and tap on the Telegram chat group or Telegram conversation where you want to download the video.

In this interface, you find the video you want to download and then **click on the video** to open and watch the video on Telegram.



Quantrimang

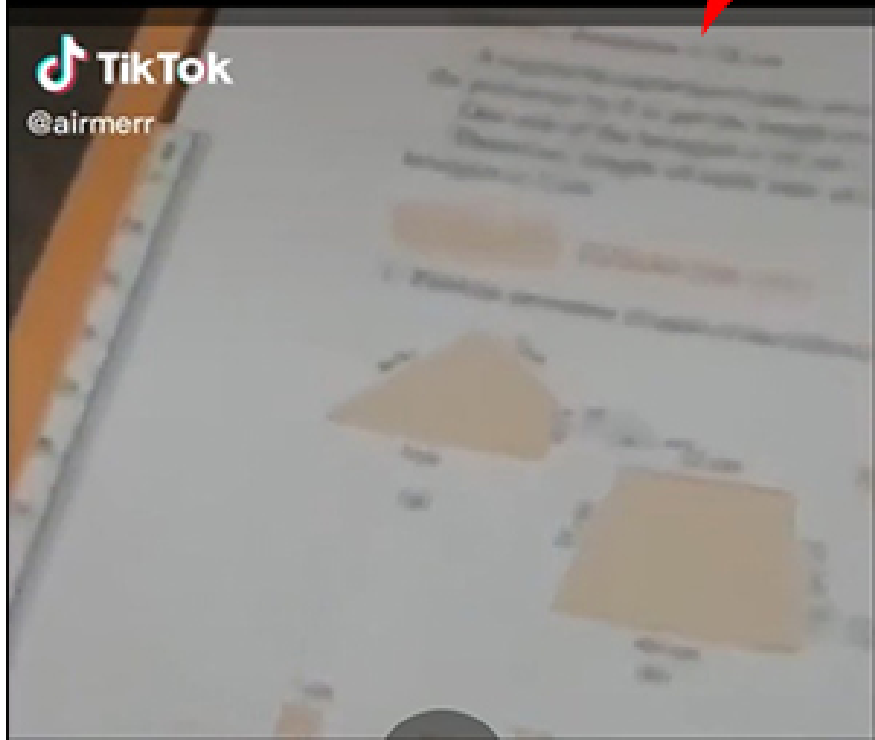



Step 2:

In the Telegram video viewing interface, we click on **the 3 vertical dashes icon** in the top right corner of the screen. Next, a list of options appears, we click on the **Save to gallery** option to download the video to your phone.



TikTok
@airmerr



That looks  German


Bro this math book



Jacking  

TikTok
@airmerr

- Open in...
- Show all media
- Show in chat
- Share
- Save to gallery



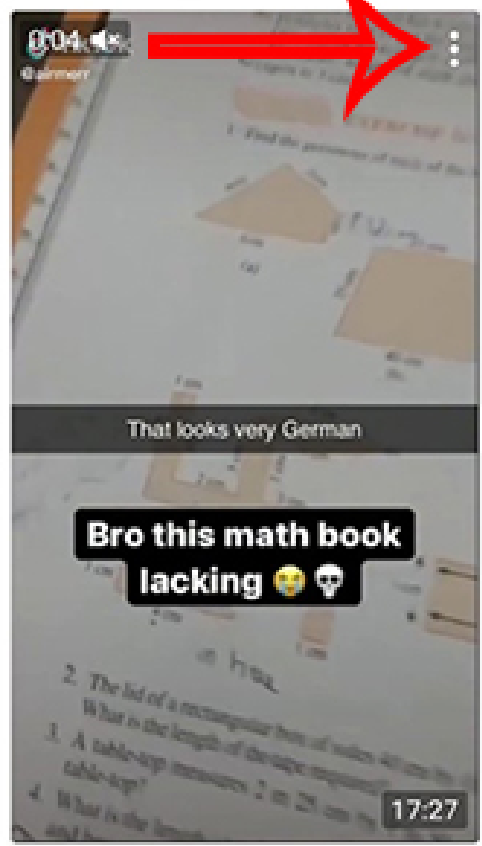
That looks German

Bro this math book
lacking

In addition, in the Telegram messaging interface, you can also download videos from this interface. Click on **the 3 dots icon** in the small right corner of the video screen.



17:27



That looks very German

Bro this math book lacking 🤔💀

17:27

Message

GIF

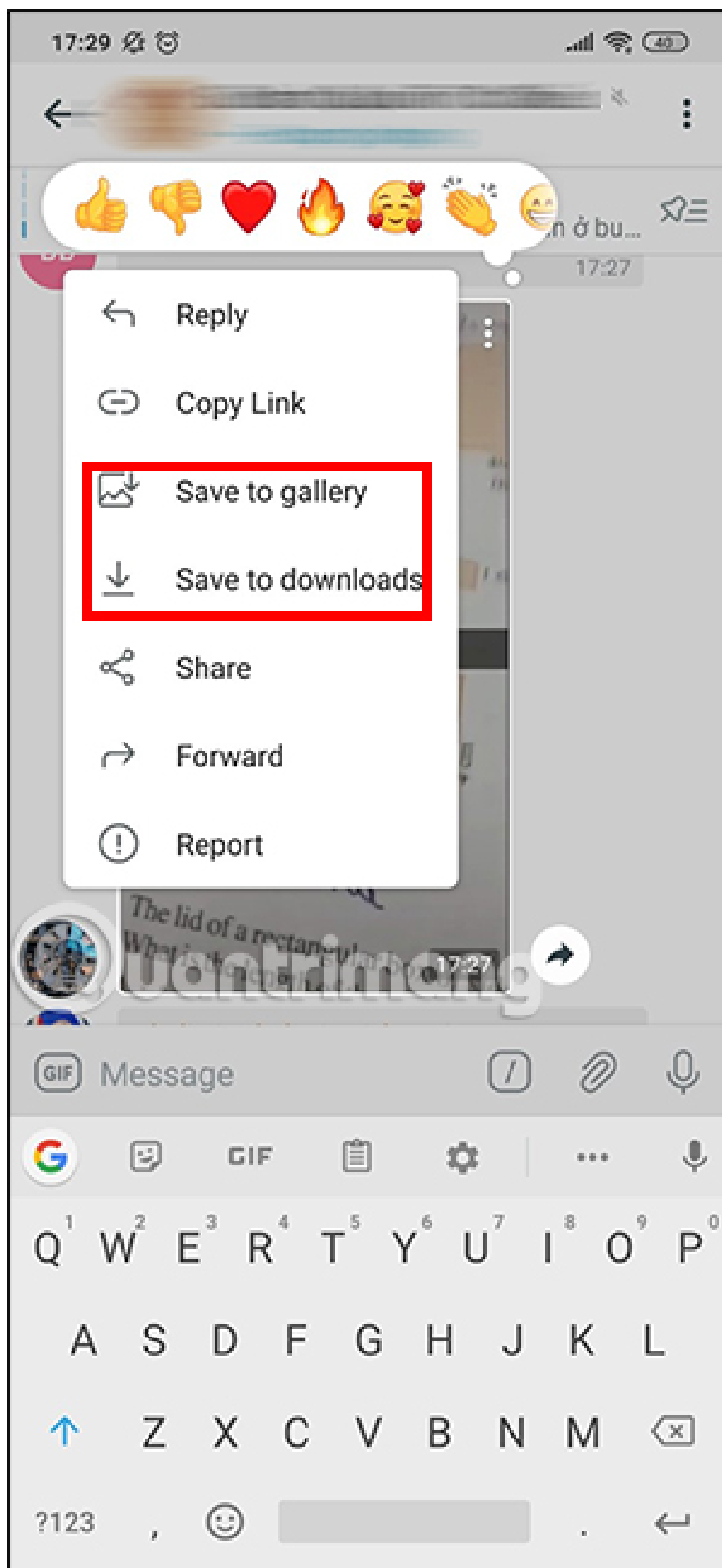
Q¹ W² E³ R⁴ T⁵ Y⁶ U⁷ I⁸ O⁹ P⁰

A S D F G H J K L

↑ Z X C V B N M

?123 , 😊 . ↵

Then there will be 2 options for you to download this Telegram video to your phone as shown below.



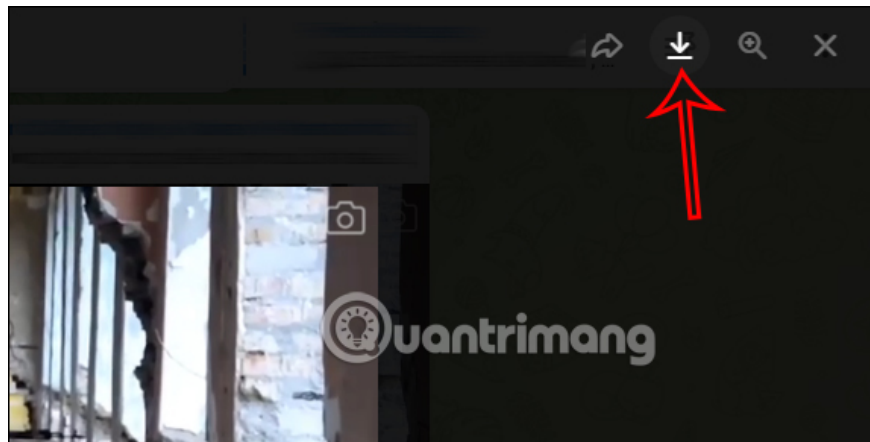
Instructions for downloading Telegram videos on your computer

Step 1:

You also access Telegram on the web version or the installed version on the computer. Then in the chat with the Telegram video you want to download to the computer, we need to click on the video to open the **Telegram video viewing mode on the computer**.

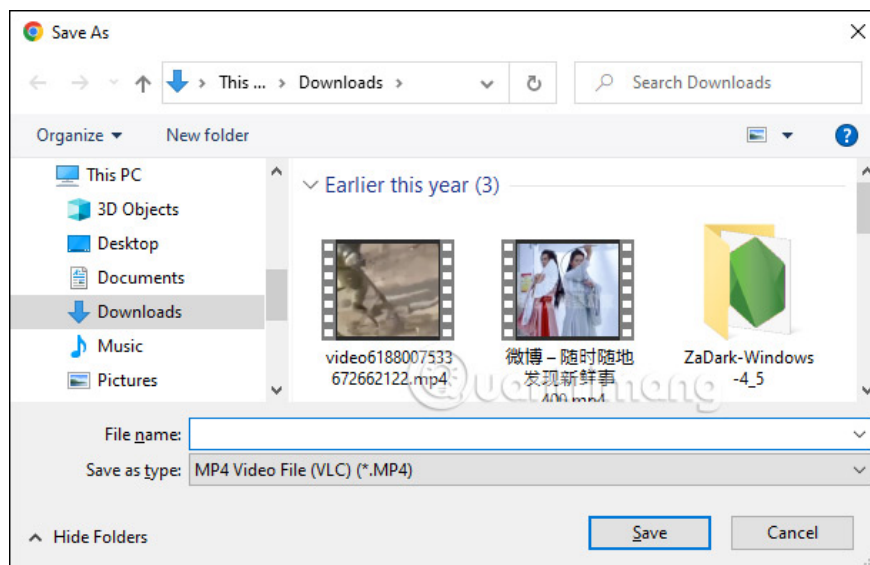
Step 2:

In the video viewing interface on Telegram, users will click on **the download arrow icon** in the right corner of the screen as shown below.



Step 3:

Then display the folder interface on your computer for you to choose to save the downloaded video on Telegram to the folder you want and you're done.



So downloading videos on Telegram is very simple and not complicated, whether on computer or phone, different from downloading videos on Facebook or downloading videos on Instagram.

You finished reading the article "**How to download videos on Telegram is very simple**" edited by the [TipsMake](#) team. We hope this article has provided you with many useful tech tips and tricks. You can search for similar articles on tips and guides. Thank you for reading and for following us regularly.
