

# How to download video streams on YouTube, Facebook or any website?

You need to download video stream on YouTube, Facebook but don't know how? TipsMake.com will help you download videos directly streamed on YouTube, Facebook through some simple ways in this article.

**You need to download video stream on YouTube, Facebook but don't know how? TipsMake.com will help you download videos directly streamed on YouTube, Facebook through some simple ways in this article.**

**Note:** Downloading video streams is not illegal, as long as you use videos that match the license or video usage terms. For example, many YouTube videos use standard YouTube licenses and some are licensed under Creative Commons. You can check the license types by checking the message box below the video, as shown in the image below.

Downloading someone else's video stream and uploading it to make money to advertise or use it for any illegal purpose will only cause you to be disadvantaged. copyright lawsuit. Downloading video streams to your computer can be reviewed, anywhere, anytime, even without an Internet connection, no problem. It is even encouraged when there are tricks and knowledge sharing videos.

A large part of today's Internet traffic has been devoted to streaming live video, a series of video sharing services have allowed users to stream live video like Facebook and YouTube. On YouTube, there are more than 400 hours of stream content uploaded every minute, an average of about 40 minutes per viewer, demographics are between 18-49 years old. Platforms that stream games like Twitch and YouTube Gaming are also increasingly popular. Recently, Garena has also released Garena Live Beta to test live game playback. Only a few things like that are enough to see how the video stream is attracting users.

It's great to watch videos streamed directly at that moment, but you can't always do that. In addition, video stream cannot be rewinded, every time you want to watch it, you will have to watch it from the beginning, which is quite inconvenient. The solution in these cases is to download them to the computer.

In this article TipsMake.com will introduce you to 5 tools to download video stream, including:

VideoGrabby (Web)

Video DownloadHelper (Firefox, Chrome)

JDownloader 2 (Windows, Mac, Linux)

youtube-dl (Windows, Mac, Linux)

Record video online

## 1. VideoGrabby (Web)

Using online video download tools is recommended because there is no need to install, software in this area usually contains adware, malware.

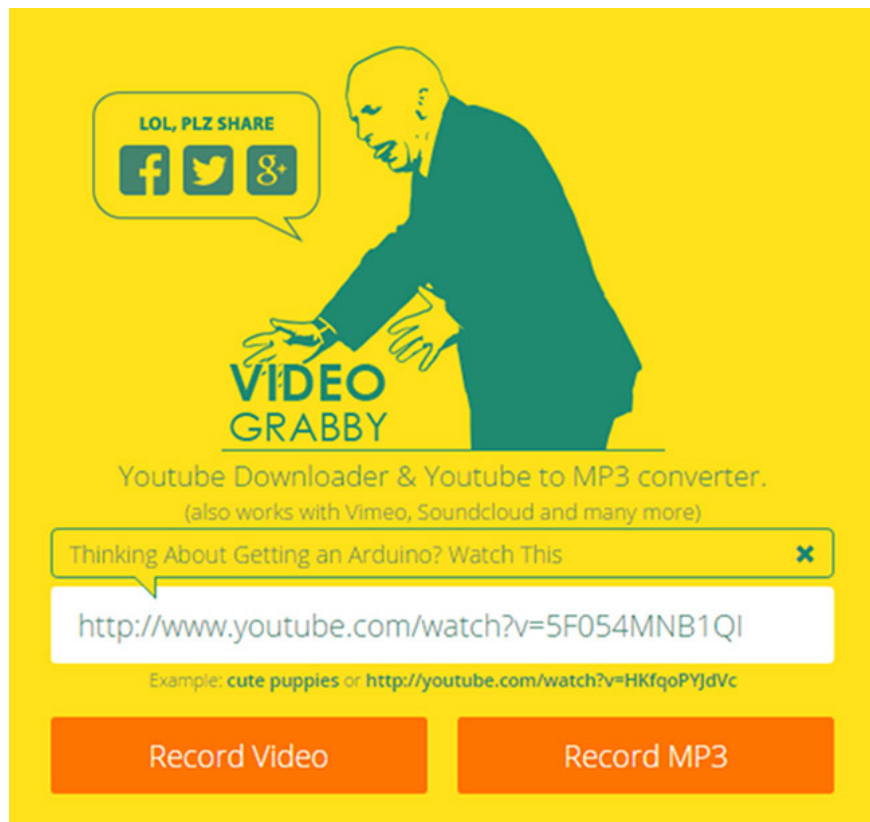
### Read more:

1. The fastest way to download Facebook videos to your computer without software
2. Instructions to download videos, mp3 Youtube does not use software

VideoGrabby supports pages: Facebook, SounCloud, Vimeo, Vine, YouTube.

VideoGrabby is the simplest and easiest to understand tool. We recommend using it if you want to download video stream to your computer easily. Just paste the URL of the video you want to download into VideoGrabby, select Record Video (to describe videos in MP4 format) or Record Audio (to download music in MP3 format). The quality is not great, but it's quite good.

In addition, this tool can also download regular YouTube videos, what to do is just paste the video URL to download into the frame on the site only.



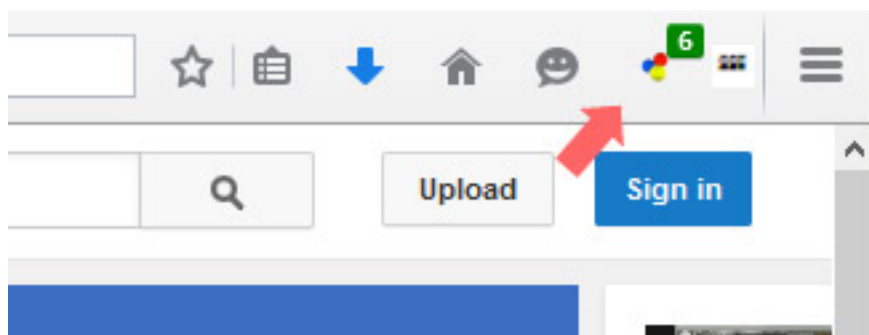
## 2. DownloadHelper Video (Firefox, Chrome)

These are 2 quite popular add-ons in Firefox and Chrome, support downloading videos on Dailymotion, Facebook, Instagram, Lynda, Twitter, Udemy, Vimeo, YouTube and many other sites.

Using Video DownloadHelper is somewhat easier than VideoGrabby, just that it needs to add settings on the browser for the first time. In addition, it can slow down the browser if you often have to open multiple tabs or

install too many add-ons. But this downside seems to be nothing compared to the great videos that Video DownloadHelper brings.

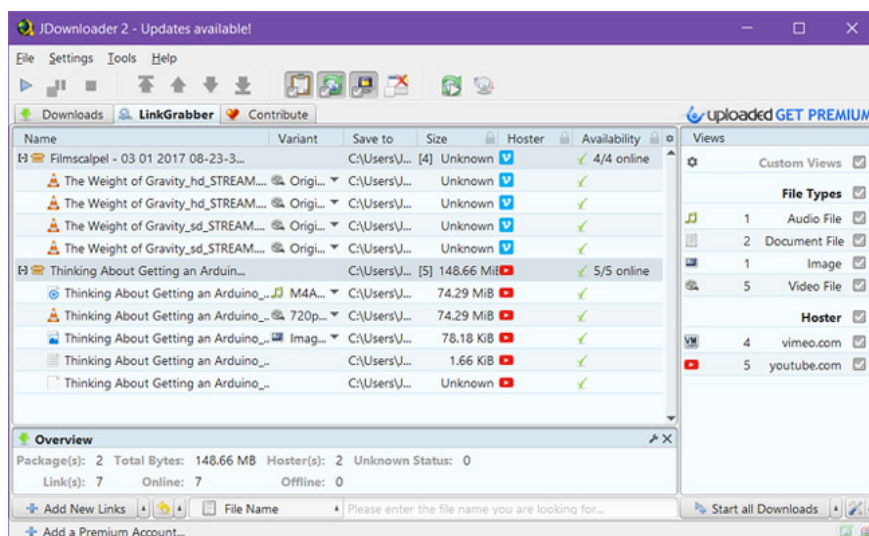
Adding a browser tool such as Video Download Helper will allow you to instantly download the video you are watching, just caught without moving the page or opening another software.



### 3. JDownloader 2 (Windows, Mac, Linux)

Support almost all websites. You only need to take the URL of any online video watch page or of the video and paste it into the application, it will scan and detect downloadable videos. Now select the video you need and download it.

Although scanning with Virustotal, JDownloader 2 has no virus, but during the installation process, you should pay attention to refuse requests to install additional software on your computer.



### 4. youtube-dl (Windows, Mac, Linux)

Supported sites: Dailymotion, Facebook, HBO, Metacafe, Vimeo, Vine, YouTube and thousands of other websites.

If you are a fan of the command line interface, youtube-dl will be a great tool.

When scanning the download file of youtube-dl on Virustotal, it will not detect the virus, but when downloading on Windows 8.1, the file will be deleted.

If you trust Virustotal, you can turn off antivirus software when downloading the application.

youtube-dl has a wide selection of video quality, parameters, list processing, speed limit for downloading, batch loading, file naming, etc. Up to the present time, this application supports Support formats: 3GP, AAC, FLV, M4A, MP3, MP4, OGG, WAV, and WebM.

## 5. Other video download solutions

If the above tools don't fit your eyes, the final solution is to play videos in full mode, then use screen capture software to record video. This is not a perfect solution, but it seems safe when you are afraid to install third party software.

1. Instructions for rotating screen, video game using Bandicam software

In addition, it is also possible to use the popular VLC video viewing software to watch and record videos, as long as the live video is obtained.

Specifically: How to record a screen with VLC Media Player?

You finished reading the article "**How to download video streams on YouTube, Facebook or any website?**" edited by the [TipsMake](#) team. We hope this article has provided you with many useful tech tips and tricks. You can search for similar articles on tips and guides. Thank you for reading and for following us regularly.