

How to download Twitter videos to your phone and computer

I've been glued to my Twitter feed for the last two weeks, watching as people across the world gather and march in support of the Black Lives Matter movement.

The photos and videos that fill my feed paint a picture of anger, fear, anxiety, hope and more recently, progress.



It's easy to download and save a video posted to Twitter to your phone or computer, be it for its historical value, or just because you want to share it with friends or family members who aren't on Twitter.

Below are the tools and steps you'll need to follow in order to download a Twitter video on your computer, Android phone, iPhone (\$699 at Apple) or iPad (\$460 at QVC).


Download Twitter videos to your computer

There are two main websites that make the process of downloading a video posted to Twitter a simple process: Either SaveTweetVid or TwitterVideoDownloader.

Both websites work the same way. You'll need to use the Twitter website to copy the direct link to the tweet that contains the video you want to save, then paste it into the text field on either site, then click download.

Quality	Format	Size	Downloads
720p (HD)	mp4	53.63 MB	Download
360p	mp4	19.58 MB	Download
270p	mp4	7.21 MB	Download
Convert and Download MP3			Download


Scan the QR code below to download directly to your smartphone or tablet!



[Save to Dropbox](#)

Quality	Format	Size	Downloads
720p (HD)	mp4	53.63 MB	Download
360p	mp4	19.58 MB	Download
270p	mp4	7.21 MB	Download
Convert and Download MP3			Download

Scan the QR code below to download directly to your smartphone or tablet!



[Save to Dropbox](#)

SaveTweetVid will then ask you to pick from three different quality options. Click **Download** next to the size of the file you want to save and the clip will automatically begin downloading. Alternatively, you can scan the QR code at the bottom of the page to download the file on your phone or tablet.

TwitterVideoDownloader will also give you different quality options. Click on the Download button next to the video quality you want to save.



There's an app for that... on Android

If you want to download the video to your Android phone, the aptly named Download Twitter Videos app will get the job done.

The app is ad-supported, but you can remove the ads through an in-app purchase for 99 cents.

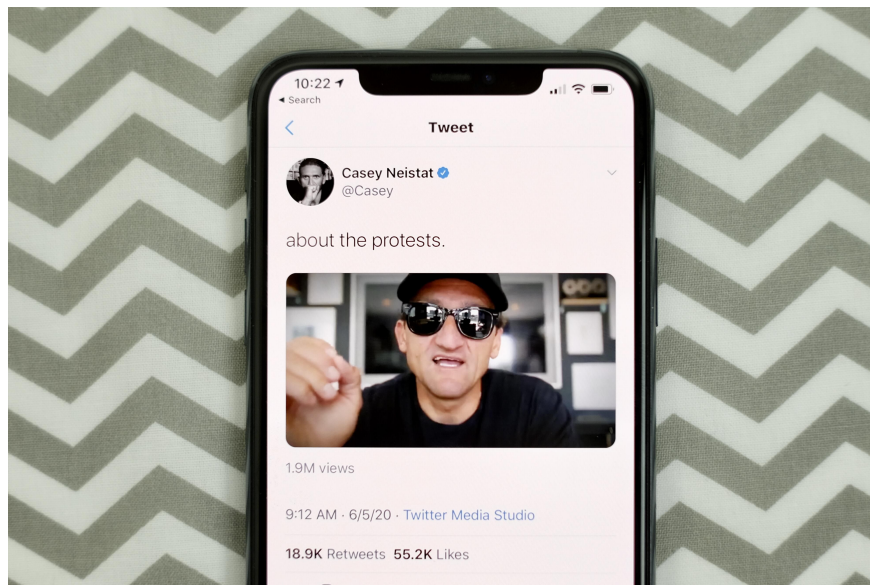
After installing it, open it and go select your preferred settings. I set it to download videos at the highest resolution and to automatically begin downloading when I share or paste a link into the app.

With Download Twitter Videos setup, use the Twitter app to find a tweet that contains the video you want to save. Tap on the **Share** button and either select **Copy link to Tweet** or **Share Tweet via**. If you copied the link, leave the Twitter app, open Download Twitter Videos, and then paste the app into the text field at the top of the

screen.

If you tapped on share tweet, look for and tap the **Download Twitter Video** app icon in the share options. The app will then begin downloading the video in the background.

To view your downloaded videos, open the app and select the video you want to watch. You can then share it via another app, save it to your Photos app, or upload it to a cloud storage service for safekeeping.



iPhone owners can use Apple's Shortcuts app

Apple's Shortcuts app is an incredibly powerful and useful tool for automating routine tasks or doing more complex things, like downloading videos from Twitter.

Before you can install the Shortcut that downloads videos, you'll first need to install Shortcuts on your iPhone or iPad.

After it's installed, open the Settings app on your phone or tablet and tap on **Shortcuts** in the list of options. Move the switch labeled **Allow Untrusted Shortcuts** to the *On* position. We have to take this extra step in order to install user-created Shortcuts that aren't listed in the Gallery section of the Shortcuts app.

With all of that done, open this link on your iPhone or iPad, then tap **Get Shortcut**. The Shortcut app will open, and show you everything the task does. For most of us, including myself, it's a bunch of gibberish. Just scroll to the bottom on tap on the red button labeled **Add Untrusted Shortcut**.

I found this particular Shortcut on ShortcutsGallery.com, which has a long list of user-created Shortcuts that are worth checking out after you get this up and running.

Finally, with all of that done, you can save a Twitter Video to your Photos app with just a couple of taps. Open the Twitter app and navigate to the tweet that has the video you want to save. Tap on the Share button, and then look for **Twitter Video Downloader V2.6** in the list of options; tap it.

The Shortcut will launch, and a few seconds later you'll be asked if you want your copy of the video to be high, medium or low quality. Select your option, and then let the Shortcut do the rest of the work. When it's done, you can find the saved video in your Photos app.

You finished reading the article "**How to download Twitter videos to your phone and computer**" edited by the [TipsMake](#) team. We hope this article has provided you with many useful tech tips and tricks. You can search for similar articles on tips and guides. Thank you for reading and for following us regularly.