

How to download Tik Tok videos to your phone

Downloading Tik Tok videos to your phone is not as difficult as you think, because the application has supported this function on each phone, you just need to follow the steps like the following instructions to download videos with quality HD amount as the original version has been uploaded.

Tik Tok is a super hot video social network currently used by many young people, this is where people share funny and funny short clips regardless of dancing, dancing, free style or performances. talent, . to express your personality and creativity.

As a video social network, hundreds or even thousands of videos are uploaded every day to Tik Tok. Of course, there will be lots of crap videos, but not many unique videos that make sense to you, right? So what if you want to download certain videos on Tik Tok to review or upload to other social networking sites like Youtube, Facebook, .? The following article will share with you a small tip to be able to download videos on Tik Tok to your phone in the simplest way.

1. How to install and use Tik Tok on your computer
2. How to turn Tik Tok back in time
3. How to record videos of Tik Tok through

Instructions to download videos on Tik Tok saved to your phone

Actually downloading Tik Tok videos is not as difficult as you think, because the application already supports this function on every phone, you just need to follow the steps like the following instructions to download videos with quality HD amount as the original version has been uploaded.

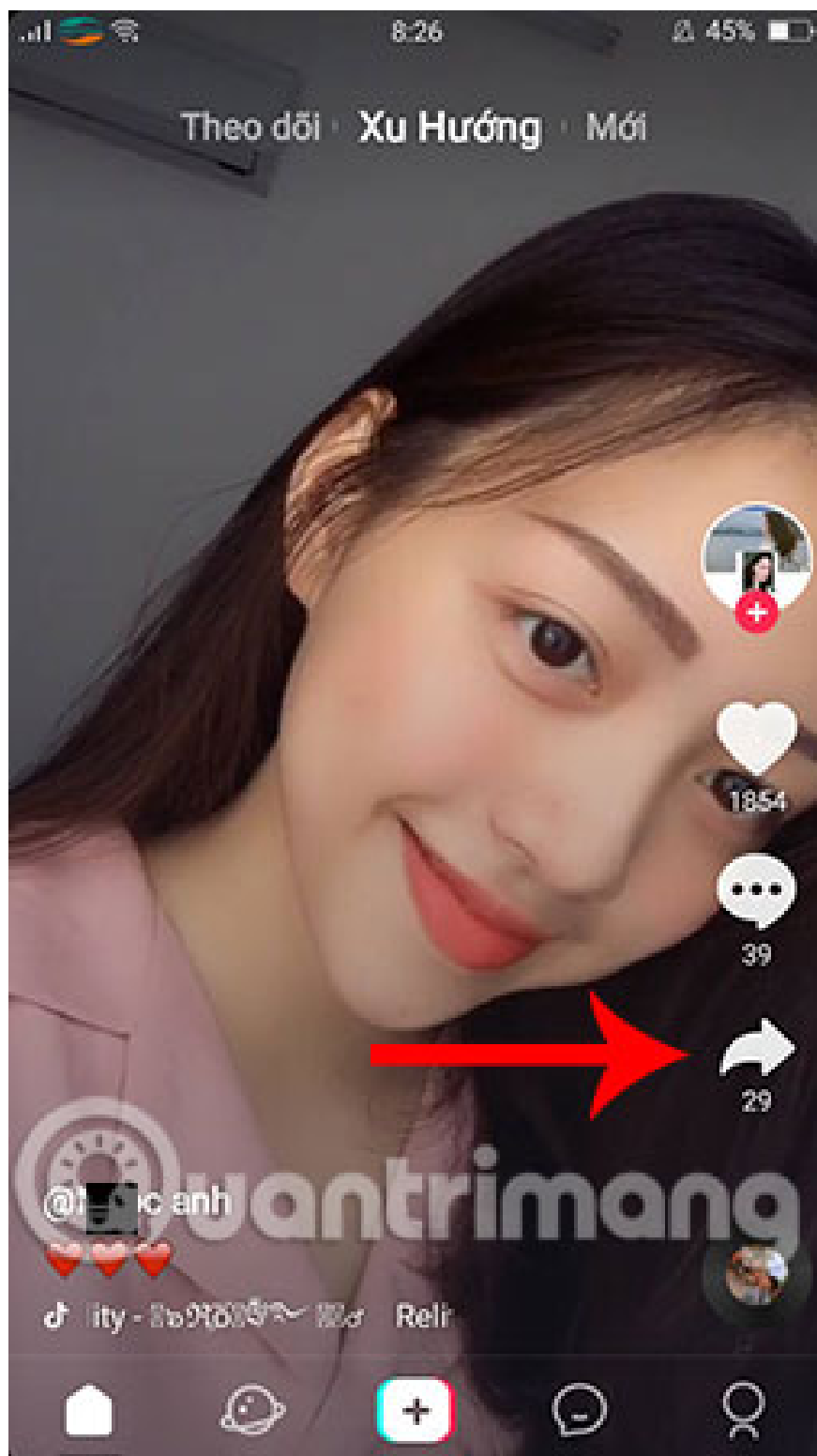
Step 1:

Download and update the latest version of Tik Tok for the device by clicking the link below.

1. Tik Tok for iOS
2. Tik Tok for Android

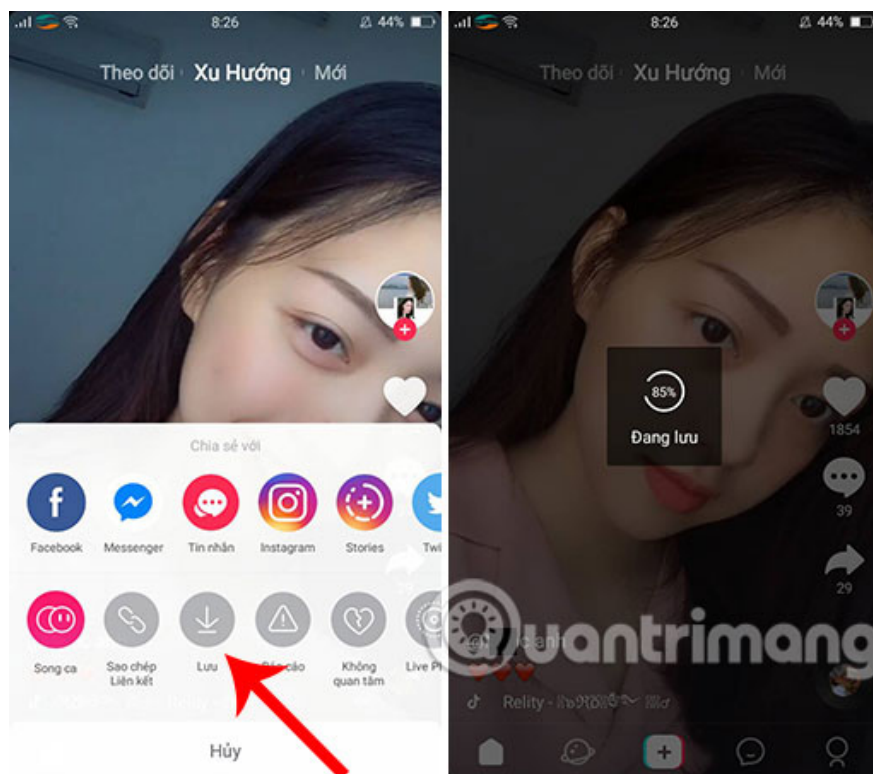
Step 2:

You open Tik Tok, at the main interface of any video application and if you are interested in any video, please click on **the share icon** to proceed to save Tik Tok video to your phone.



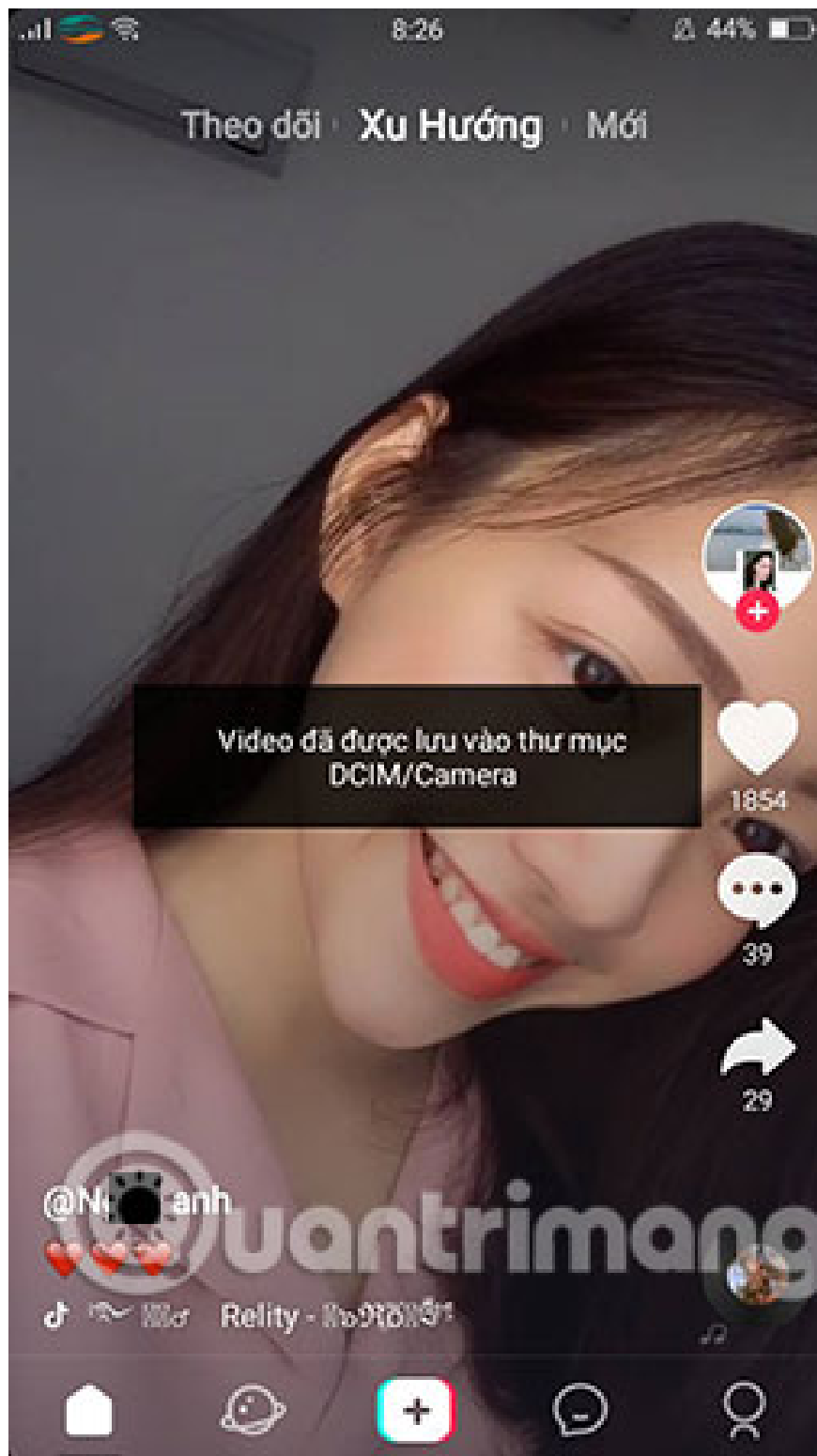
Step 3:

A new interface appears, click on **Save** to device. Normally, every video on Tik tok is only 15s so the download takes place very quickly and there is no difficulty at all.



Step 4:

Waiting for a moment will have a message to finish downloading the Tik Tok video to the device similar to the image below. To review the downloaded video, you can access the **Library** section on your phone. The list of Tik Tok videos that you download will appear and you can freely review and delete them to optimize the device system.



Note: In addition to allowing you to save Tik Tok videos to your phone, the share button also helps you share videos to popular social networks such as Facebook, Tweeter, etc. Each video downloads from Tik Tok to the device below. The right corner of the video will have the Tik Tok logo and the video recorder ID, so you can find the owner of the video via ID Tik Tok.

Above is a guide to how to download videos on Tik Tok to your phone very simply and effectively. You don't need to install any additional tools or software and still be able to download videos on Tik Tok with HD quality, which is great, right?

Besides Tik Tok, the two largest video-sharing social networks today are Facebook or Youtube, allowing users to download videos to their devices. If you don't know, you can refer to how to download videos on Youtube or download Facebook videos on your phone in the posts that Network Administrator has shared before.

Hope you are succesful.

See more:

1. Top 10 most downloaded iPhone apps in the world, Tik Tok is at the top of the list
2. How to use Kwai on your phone, add effects, parody a video voice that is "hot" online
3. Add a tool to download high quality YouTube and Facebook videos

You finished reading the article "**How to download Tik Tok videos to your phone**" edited by the [TipsMake](#) team. We hope this article has provided you with many useful tech tips and tricks. You can search for similar articles on tips and guides. Thank you for reading and for following us regularly.