

# How to Download the original Windows 11 iso from Microsoft

Instructions on how to download the original Windows 11 installer from Microsoft. How to get Windows 11 download link directly from Microsoft, 100% safe

In the previous article, I shared with you a lot of links to download Windows 11 through each update version. However, if you keep updating manually like that, it's really not very convenient.

That's why in this next article, I will introduce to you a tool to help you download the original Windows 11 installer, that is, this installer is leech directly from Microsoft's Server.

Therefore, all the installers downloaded here are original, without any modifications. Currently, in addition to [blogchiasekienthuc.com](http://blogchiasekienthuc.com), on the Internet there are many websites that share Windows 11 download links. However, we do not know if it has been edited or not.

It's not a problem to meet a sharer with a heart, but unfortunately, if we meet a sharer with bad intentions, haven't we already planted a virus on our computer.

## 1. What is UUP Dump?

If the RG-Adguard tool supports you to download the original Windows 10 installer, up to the present time, UUP Dump is the best tool to support downloading the original Windows 11 installation that I know.

UUP Dump is an open source tool, which supports users to download UUP files directly from Microsoft's Windows Update server => then automatically convert these UUP files into ISO files.

The UUP Dump tool will help you create a Windows 11 installer (ISO format) according to your needs, because you can choose the versions you want to integrate in the installer. Very interesting, right.

Moreover, in addition to supporting downloading the Windows 11 installer and Windows 11 updates, the UUP Dump tool also supports downloading the Windows 10 installer and Windows 10 updates in a very complete way.

## 2. How to download the original Windows 11 installer with UUP Dump

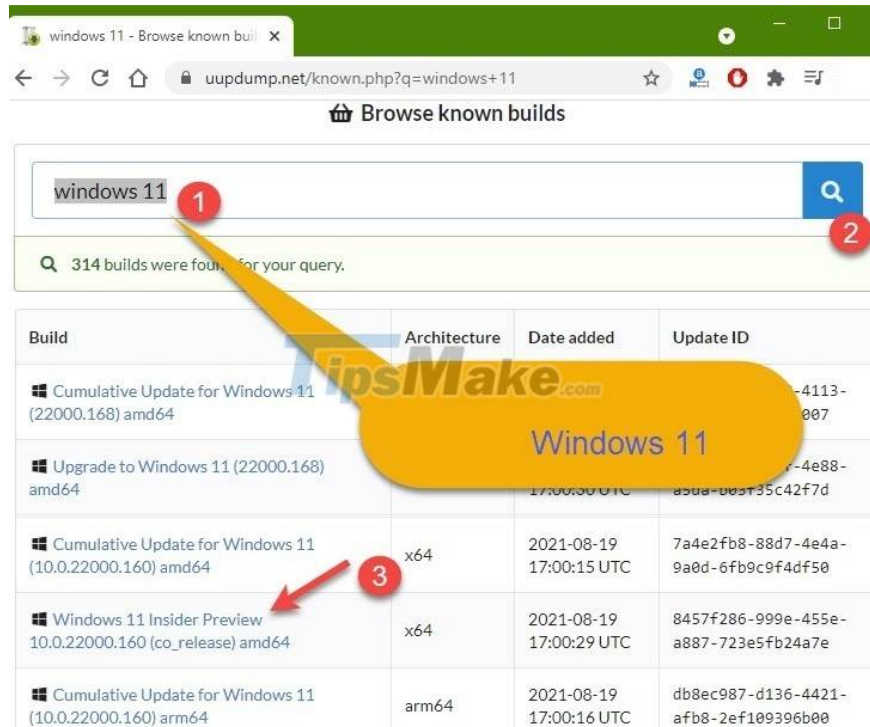
NOTE: Although I have said a lot in articles about Windows 11, I still have to remind you: You need to check if your computer can install Windows 11 first. To save download time

Perform:

+ Step 1: You access the [uupdump website here](#).

=> Then, search with the keyword Windows 11 => and click the search button as shown below. At this point, all versions of Windows 11, and Windows 11 updates will appear.

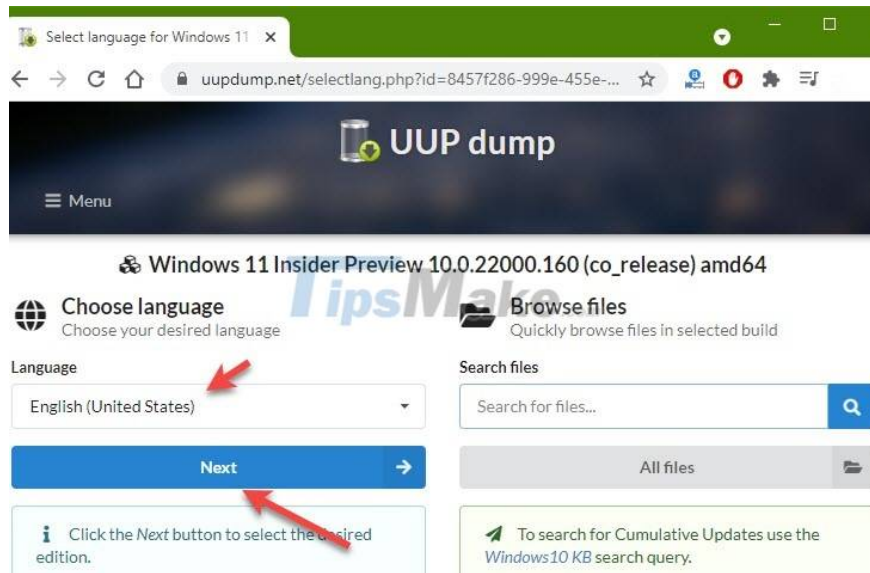
You choose Windows 11 Insider Preview to download the full installer. As for the links from Update, they are all Windows 11 updates!



Build	Architecture	Date added	Update ID
Cumulative Update for Windows 11 (22000.168) amd64			-4113-007
Upgrade to Windows 11 (22000.168) amd64		17:00:30 UTC	85da-b03735c42f7d
Cumulative Update for Windows 11 (10.0.22000.160) amd64	x64	2021-08-19 17:00:15 UTC	7a4e2fb8-88d7-4e4a-9a0d-6fb9c9f4df50
Windows 11 Insider Preview 10.0.22000.160 (co_release) amd64	x64	2021-08-19 17:00:29 UTC	8457f286-999e-455e-a887-723e5fb24a7e
Cumulative Update for Windows 11 (10.0.22000.160) arm64	arm64	2021-08-19 17:00:16 UTC	db8ec987-d136-4421-afb8-2ef109396b00

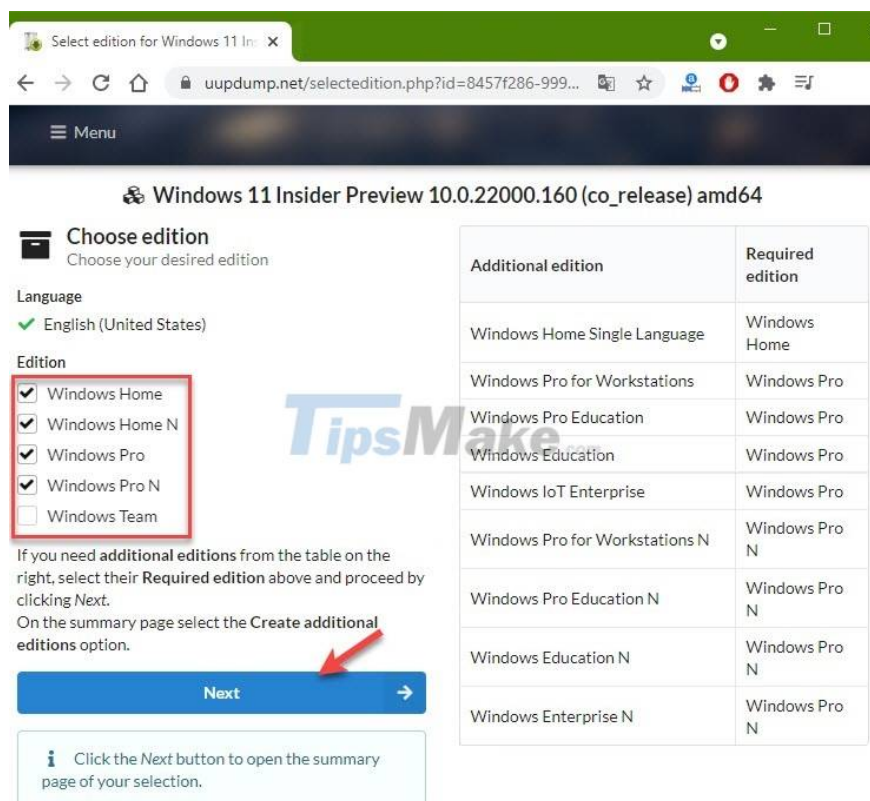
+ Step 2: You choose the language for the Windows 11 installer => then click Next.

Note: In addition, there is a Browse files frame, I think this tool will save the links created by the user previously, you can search and download it quickly. You can try it!



+ Step 3: By default, the tool will integrate Windows 11 versions as shown below, you can add or subtract as you like => then continue to click Next.

NOTE: You can add or subtract as you like, but you should keep Windows Pro.

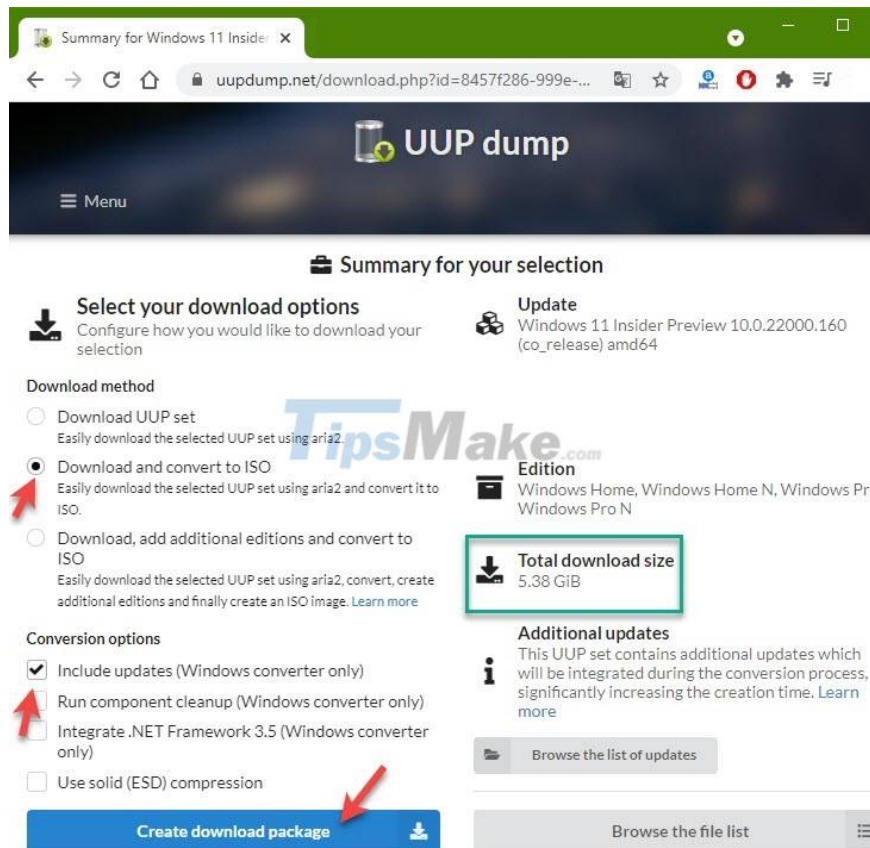


+ Step 4: In the next step are the download options, choose the method and how to convert to ISO format. You can check the options as shown below:

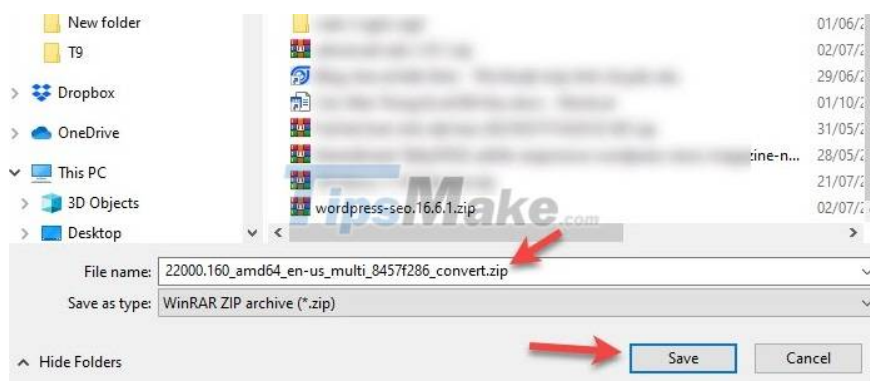
1. Download and Convert to ISO

## 2. Include updates (Windows converter only)

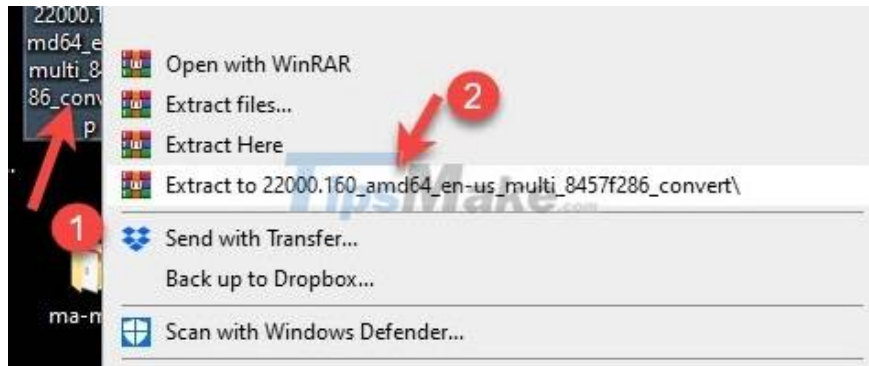
=> Then, click Create download package button to download.



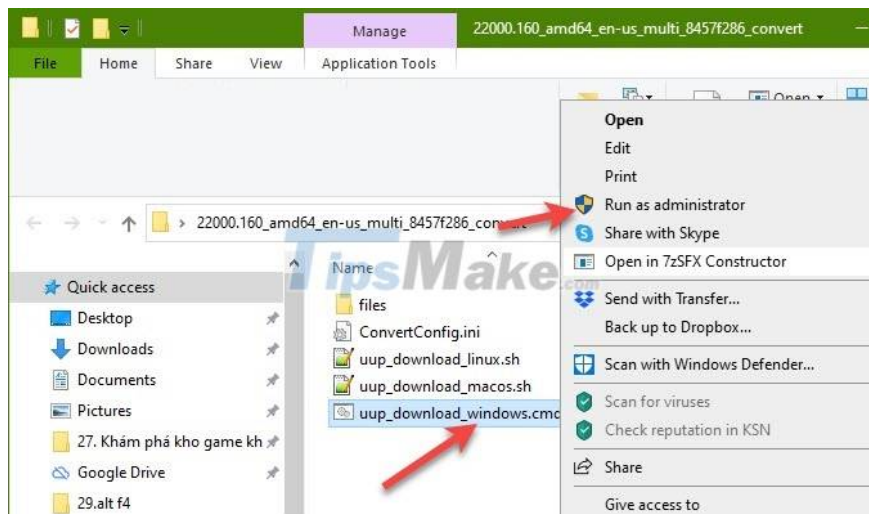
+ Step 5: You choose the location to save the file. This is not a Windows 11 installer, but this is a tool to support downloading Windows 11.



+ Step 6: Okay, after you have downloaded it, now you need to extract this file. Right-click on that file => and select Extract to.

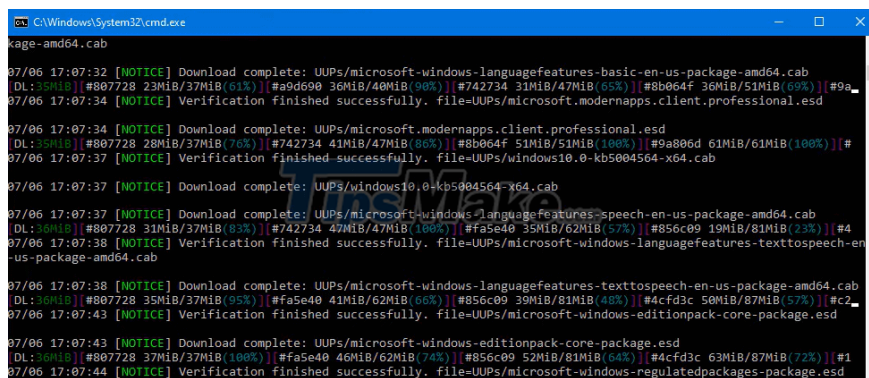


+ Step 7: After extracting we will get the files as shown below, right click on the file uup\_download\_windows.cmd => and select Run as Administrator to run with administrative rights.



NOTE: If you are using operating systems like Linux or macOS, please run the corresponding files linux.sh and macos.sh to create the Windows 11 ISO file.

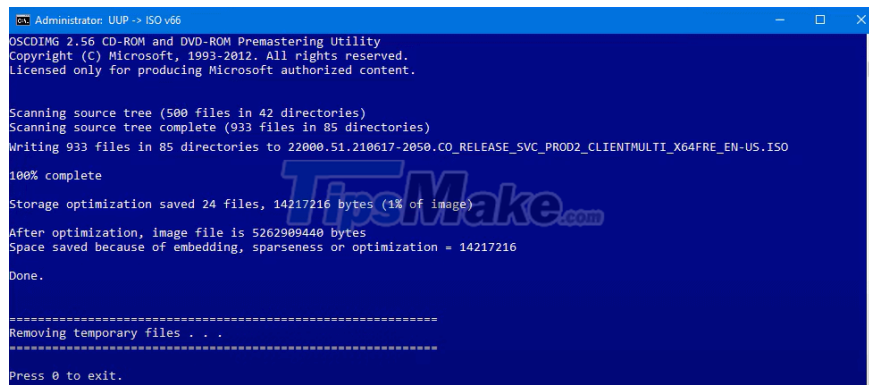
+ Step 8: At this point, the tool will start downloading the Windows 11 ISO file. Wait until it finishes running!



When all components have been fully downloaded, you will see a blue screen appear like this. Now the program is packing the Windows 11 installer in ISO format.

You wait for the run to finish (notify Done) => then press the 0 key to exit.

NOTE: If the download fails, please turn off the program and run the \*.cmd file above again.

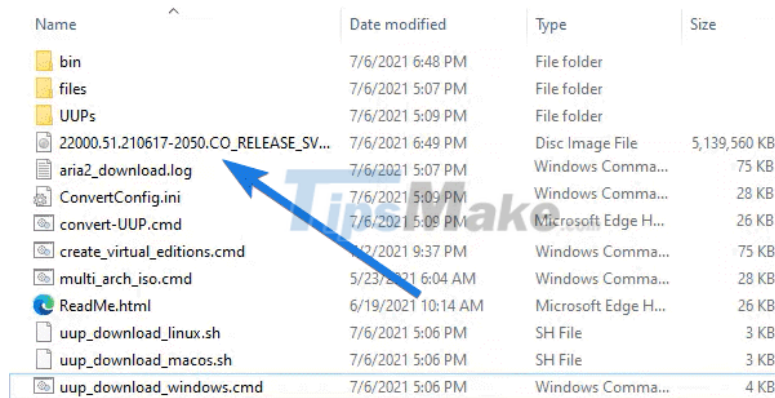


```
Administrator: UUP -> ISO.v66
OSCDIMG 2.56 CD-ROM and DVD-ROM Premastering Utility
Copyright (c) Microsoft, 1993-2012. All rights reserved.
Licensed only for producing Microsoft authorized content.

Scanning source tree (500 files in 42 directories)
Scanning source tree complete (933 files in 85 directories)
Writing 933 files in 85 directories to 22000.51.210617-2050.CO_RELEASE_SVC_PROD2_CLIENTMULTI_X64FRE_EN-US.ISO
100% complete
Storage optimization saved 24 files, 14217216 bytes (1% of image)
After optimization, image file is 5262909440 bytes
Space saved because of embedding, sparseness or optimization = 14217216
Done.

=====
Removing temporary files . . .
=====
Press 0 to exit.
```

+ Step 9: Done! The Windows 11 ISO file will be in the same folder as the folder you extracted in Step 6.



Name	Date modified	Type	Size
bin	7/6/2021 6:48 PM	File folder	
files	7/6/2021 5:07 PM	File folder	
UUPs	7/6/2021 5:09 PM	File folder	
22000.51.210617-2050.CO_RELEASE_SV...	7/6/2021 6:49 PM	Disc Image File	5,139,560 KB
aria2_download.log	7/6/2021 5:07 PM	Windows Comma...	75 KB
ConvertConfig.ini	7/6/2021 5:09 PM	Windows Comma...	28 KB
convert-UUP.cmd	7/6/2021 5:09 PM	Microsoft Edge H...	26 KB
create_virtual_editions.cmd	7/2/2021 9:37 PM	Windows Comma...	75 KB
multi_arch_iso.cmd	5/23/2021 6:04 AM	Windows Comma...	28 KB
ReadMe.html	6/19/2021 10:14 AM	Microsoft Edge H...	26 KB
uup_download_linux.sh	7/6/2021 5:06 PM	SH File	3 KB
uup_download_macos.sh	7/6/2021 5:06 PM	SH File	3 KB
uup_download_windows.cmd	7/6/2021 5:06 PM	Windows Comma...	4 KB

Well, after having the Windows 11 installer, the next thing you know what to do.

### 3. Conclusion

Okay, so I've finished showing you how to download the original Windows 11 installer from Microsoft with the help of the UUP Dump tool. Good luck !

You finished reading the article "**How to Download the original Windows 11 iso from Microsoft**" edited by the [TipsMake](#) team. We hope this article has provided you with many useful tech tips and tricks. You can search for similar articles on tips and guides. Thank you for reading and for following us regularly.