

How to download the entire Playlist Video on YouTube to the fastest device

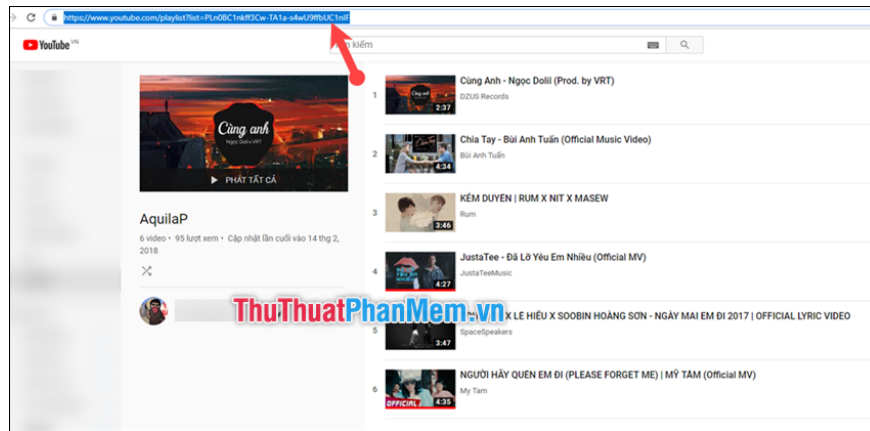
You are surfing YouTube and come across a good music playlist and want to download all of it to your computer. Instead of sitting down to download each video one by one, we can use the trick to download all the videos in the playlist to help us not take much time. In this article, TipsMake.com will guide you in detail!

You are surfing YouTube and come across a good music playlist and want to download all of it to your computer. Instead of sitting down to download each video one by one, we can use the trick to download all the videos in the playlist to help us not take much time. In this article, *TipsMake.com* will guide you in detail!



Method 1: Use the downvids.net website

Step 1 : You go to Youtube and then copy the link of the Playlist you want to download.

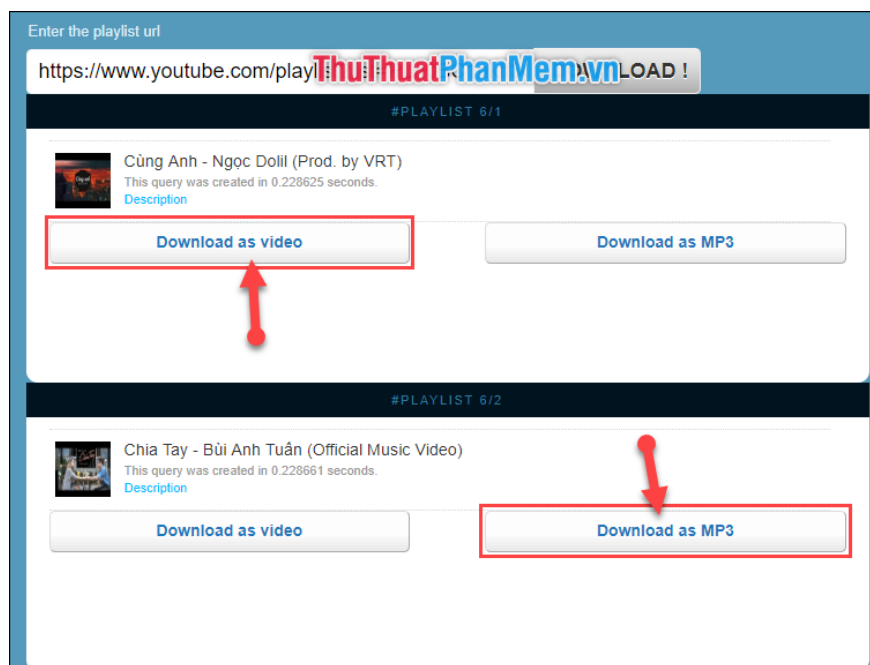


Step 2 : Then visit the website: <http://www.downvids.net/>

- (1) Select the Download Youtube Playlist tool.
- (2) Paste the playlist link you want to download into the toolbox.
- (3) Select the video format.
- (4) Then click Download.

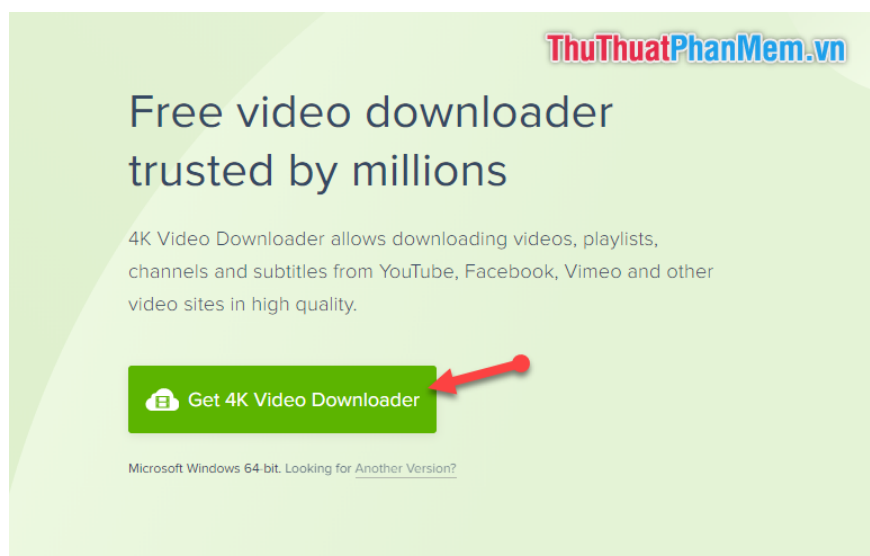


Step 3 : The Web will then move you to a new page. Here you can optionally download it as a Video file (.mp4) or an Audio file (.mp3).



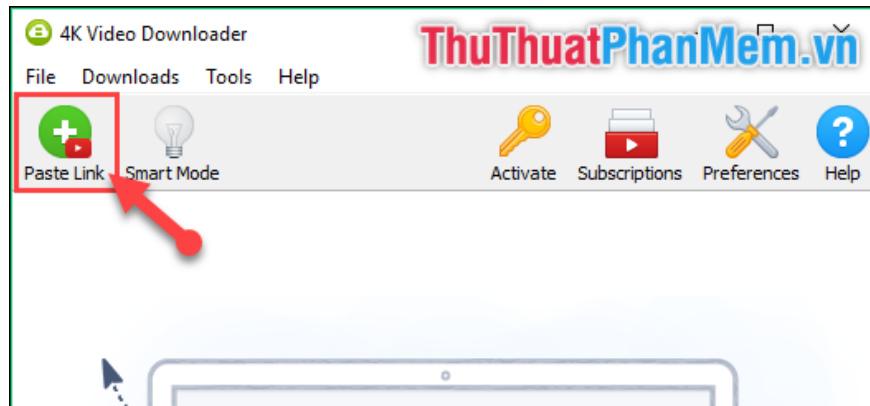
Method 2: Use 4k Video Downloader software

Step 1 : You access the following address to download *4k Video Downloader* software <https://www.4kdownload.com/products/product-videodownloader>

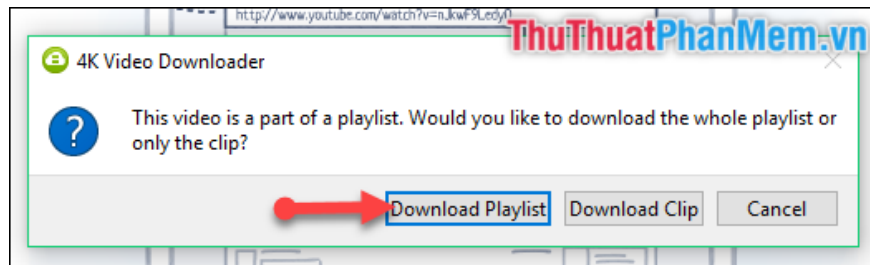


Step 2 : After downloading the installation file. You click *Next* the basic steps to install the software.

Step 3 : Then you Copy the Playlist link you want to download. Then click **Paste Link** on the software.



Step 4 : Then select *Download Playlist* .

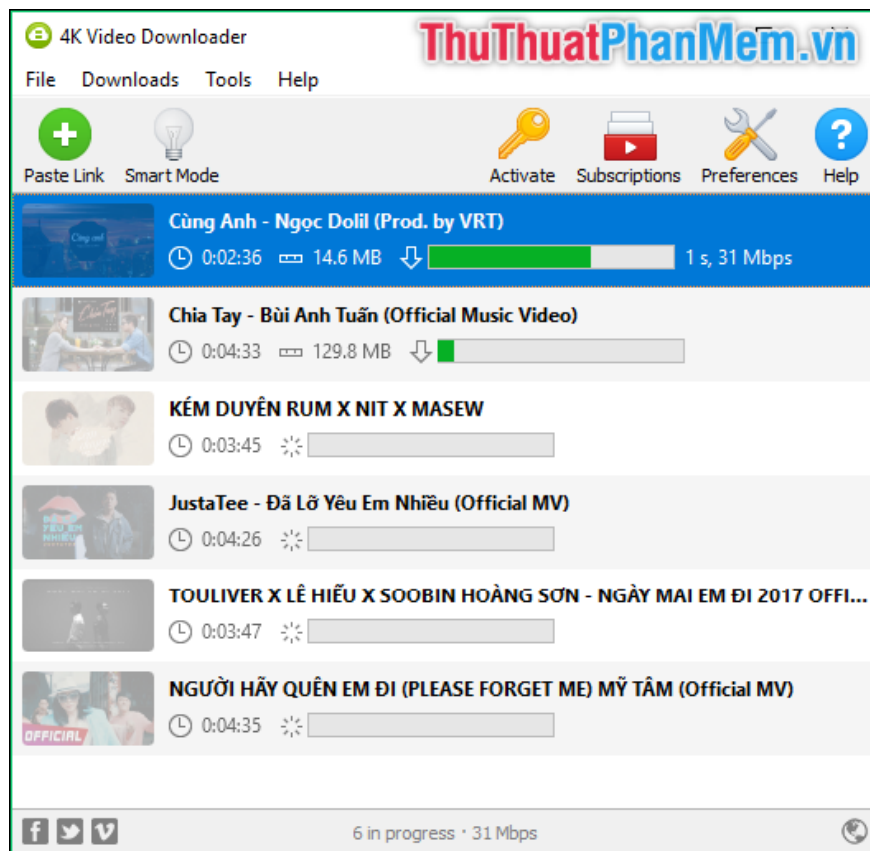


Step 5 : Then a download window appears, you have options such as:

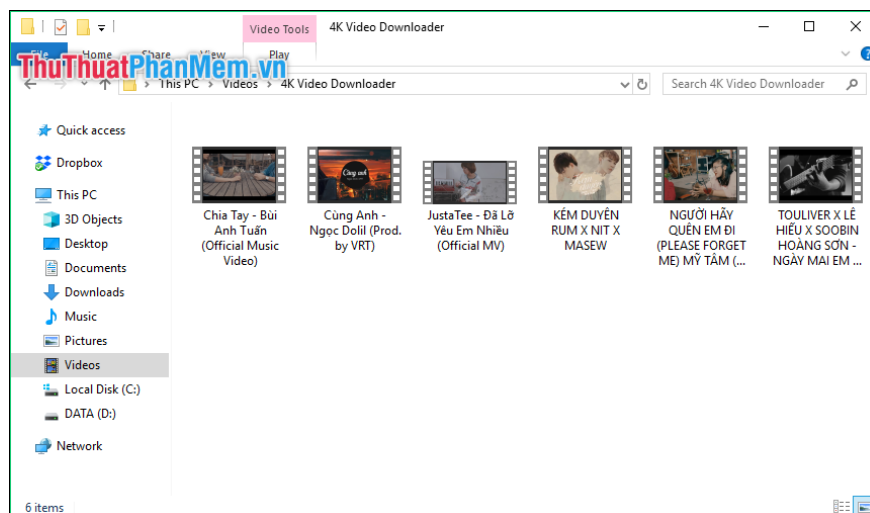
- (1) Check the videos you want to download in the Playlist.
- (2) Select the download file format mp4 or mp3.
- (3) Select the quality of the file.
- (4) Select the folder containing the downloaded file.
- (5) Finally, click *Download* to download.



Step 6 : The software will then automatically download the videos you have chosen.



And be downloaded to the folder you have chosen:



Very simple and easy is not it. I wish you successful implementation!

You finished reading the article "**How to download the entire Playlist Video on YouTube to the fastest device**" edited by the [TipsMake](#) team. We hope this article has provided you with many useful tech tips and tricks. You can search for similar articles on tips and guides. Thank you for reading and for following us regularly.