

How to download photos and videos on Instagram on Android to share with friends

With the Video Downloader for Instagram app above, you can share photos and videos from Instagram or Vine with your friends on Instagram

There are many Instagram moments that users want to share with friends. But you can only send them separately to post a video or photo to share to any user you want.

When you want to re-upload their own content by sharing content like on Facebook. Instagram has never had that feature. You can now use the Video Download app - for Instagram.

This application will download and repost videos or photos from Instagram in just a few simple clicks. And this application is 100% free for users, of course there will be ads included. Instructions for downloading videos and photos on Instagram

1. How to save Instagram original photos to albums on iPhone
2. Instagram implements hidden likes in posts
3. How to tell stories with Stories on Instagram

How to save videos and photos on Instagram to share with friends

Download Video Downloader for Instagram

First download the Video Downloader for Instagram application, start up and you'll see the main Instagram interface and one side of **History** . Now go back to the Instagram app and find the video or photo you want to share with your friends.

Then click on the three dots icon in the upper left corner of the Instagram post.



INSTAGRAM

HISTORY

Paste share URL here

HOW TO

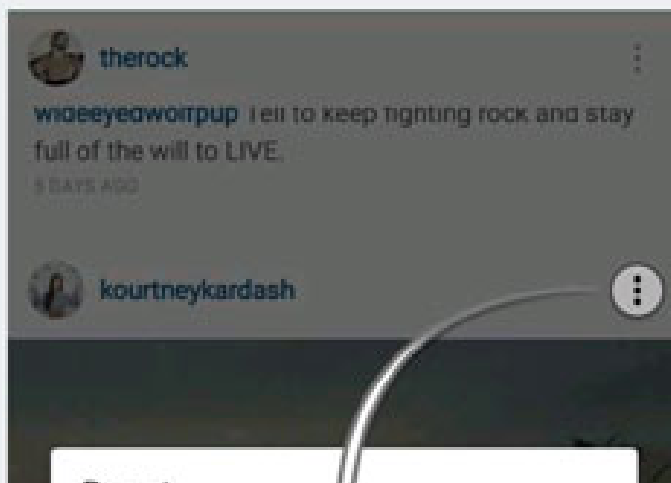
PASTE

File saved to InstaSave/download

How to



Open Instagram



Video



techbox.store



3.452 lượt xem

techbox.store Act cool đứng hình mất 5s

Tai airpods R.E.P.L.I.C.A giống thật tới 99% luôn có sẵn tại shop

✓ Inbox shop ngay để được tư vấn thêm

✓ Mua hàng tại: số 50 Ngõ 41 Thái Hà

Xem tất cả 61 hình ảnh



Then click Copy link and return to Video Downloader. Right in the main interface you will see the URL of the video or photo that you copied the link.

Below is a video or photo and a **pink Download** icon. Click on it and you will be able to download the video or photo and you just pasted it above. Click **History** to switch to the video sharing tool. Next click **Repost** on the video just saved to post on Instagram.

9:20

75%

← Video



techbox.store



Chia sẻ liên kết...

Sao chép liên kết

Báo cáo...

Bật thông báo về bài viết



3.452 lượt xem

techbox.store Act cool đứng hình mắt 5s

Tại airpods R.E.P.L.I.C.A giống thật tới 99% luôn có sẵn tại shop

✓ Inbox shop ngay để được tư vấn thêm

✓ Mua hàng tại: số 50 Ngõ 41 Thái Hà

Xem tất cả 61 hình ảnh



9:22

74%



INSTAGRAM

HISTORY

<https://www.instagram.com/p/Bw9rbWxFod7/?igst>



CHECK URL

PASTE



Viu AD

Download to Watch Offline Watch w/
English Subs Stream Anytime Anywhere

CÀI ĐẶT



The first interface, press the blue arrow in the upper right corner to switch to the video editing interface. And the first and the one you used for that video or photo is the filter, select the filter and click **Next** above.



Bài viết mới



Cắt video của bạn





Tiếp



Quantrimeng

Gingham

Moon

Lark

Reyes



BỘ LỌC

CẮT

BÌA




Next, you'll be selected for the video you want to cut by selecting the video and cutting it off if you just want to share a part of the video. Next select Cover for your video and click Next to upload the video.



Tiếp



Quantrimang



:00

:05

:10


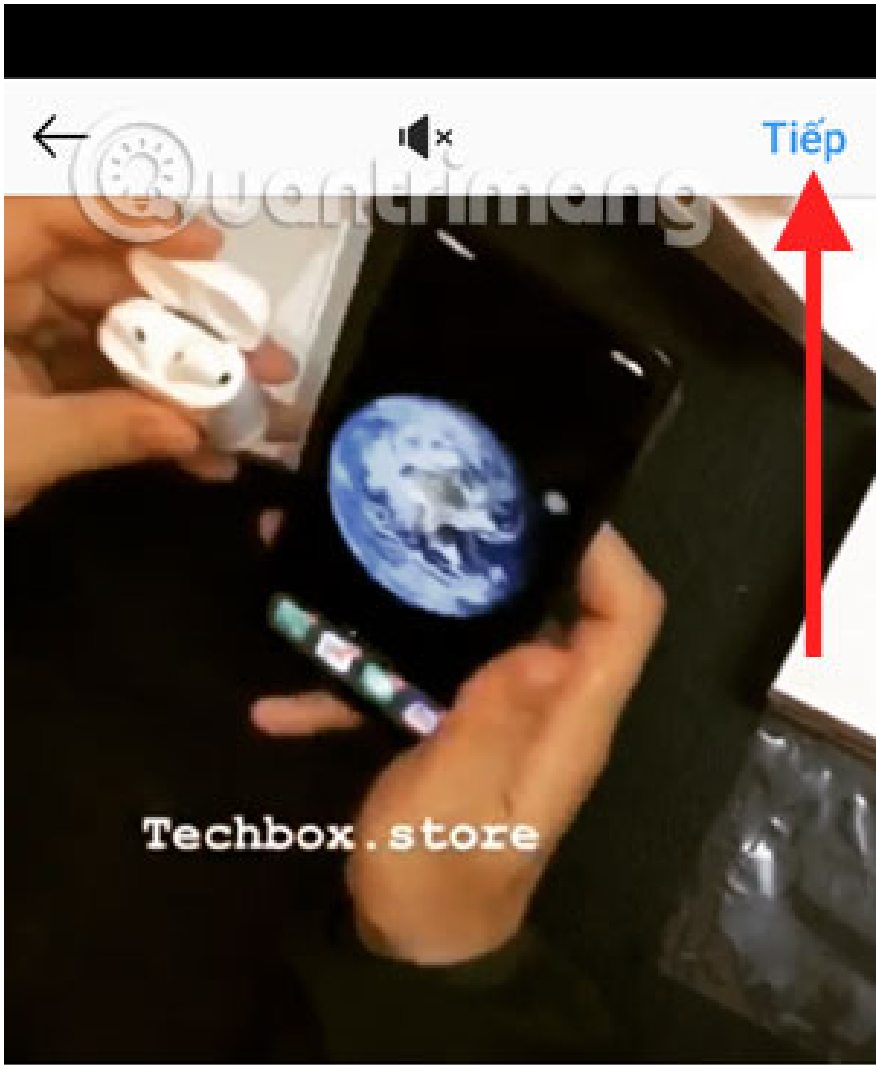
:15

BỘ LỌC

CẮT

BÌA






BỘ LỌC

CẮT

BÌA



Finally, the post-sharing interface will appear, here you also have other options such as sharing on social networks Facebook, Twitter, or Tumblr. Record status next to the shared video, add the location and can tag your friends name and click **Share** to upload the video.



Bài viết mới

Chia sẻ



Viết chủ thích...

Thêm vị trí

Gắn thẻ người khác

Đăng lên cả

Facebook



Twitter



Tumblr



GIF



Q¹ W² E³ R⁴ T⁵ Y⁶ U⁷ I⁸ O⁹ P⁰

A S D F G H J K L



Z

X

C

V

B

N

M



?123



Tiếng Việt

.



In addition to sharing videos and photos on Instagram, you can also save videos and photos on Vine apps. An application that allows users to share short-form videos. You can also copy video URLs in Vine and share via Instagram by Video Downloader for Instagram.

You finished reading the article "**How to download photos and videos on Instagram on Android to share with friends**" edited by the [TipsMake](#) team. We hope this article has provided you with many useful tech tips and tricks. You can search for similar articles on tips and guides. Thank you for reading and for following us regularly.