

# How to download PDF files on Google Drive is blocked download

To download a PDF file, the DOC file on Google Drive is blocked from downloading, we can use other intermediate tools right away without doing it manually.

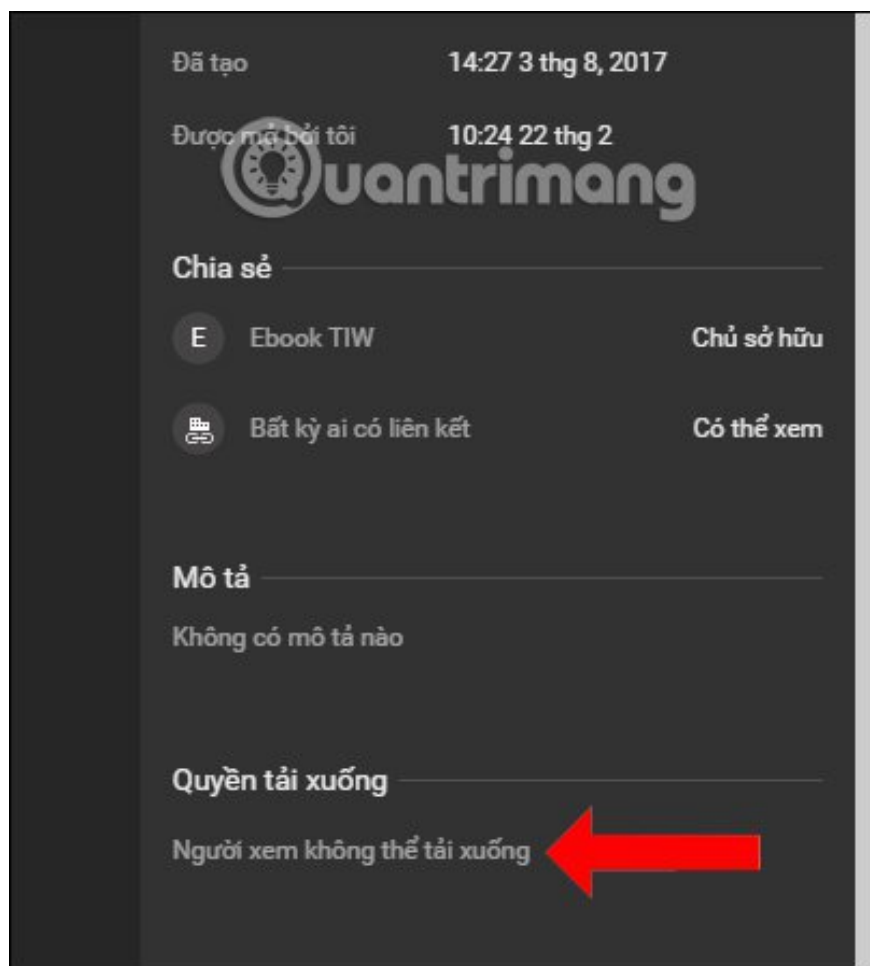
There will be cases where you cannot download PDF or DOC files on Google Drive due to the loss of download features, or the download limit for Google Drive permission. In the case of being locked down to download files on Google Drive, users will often need to install support software or manually copy.

However, there are many different ways we can download downloaded data on Google Drive, with a very simple way of doing it without installing additional support tools. Join the Network Administrator to learn how to download the downloaded PDF file on Google Drive in the article below.

1. How to fix errors do not upload files to Google Drive
2. The tips should know with PDF files on Google Drive
3. Instructions for storing online data on Google Drive

## Downloading files on Google Drive is downloaded

For files that do not allow downloading, at the link download file interface when clicking on the 3 dots icon and click on Details you will see **the Viewer message can not be downloaded** .



## Method 1: Use code to download Google Drive file

### Step 1:

First download the code below and open with Notepad on your computer.

1. Download code to download Google Drive file

```
Untitled - Notepad
File Edit Format View Help
javascript:
function unicodeToChar(text) {
    return text.replace(/\\u[\dA-F]{4}/gi,
        function(match) {
            return String.fromCharCode(parseInt(match.replace(/\\u/g, ''
        )));
    });
}

var bodyHTML = document.body.innerHTML;
var viewerng_link = bodyHTML.slice(bodyHTML.search('https://drive.google

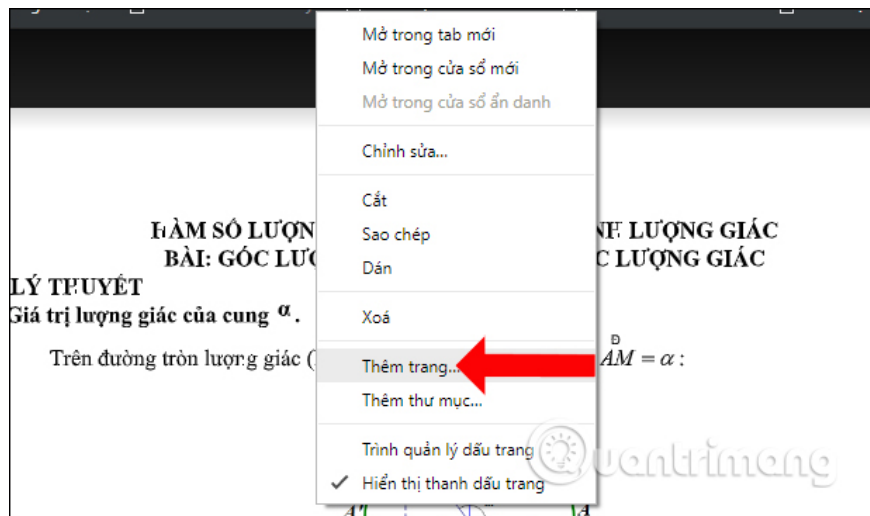
var rawLnk = unicodeToChar(viewerng_link);

var http = new XMLHttpRequest,
    url = rawLnk.slice(6, rawLnk.search('ds=') - 1),
    params = rawLnk.slice(rawLnk.search('ds='));
http.open("POST", url, !0), http.setRequestHeader("Content-type", "appl:

< >
```

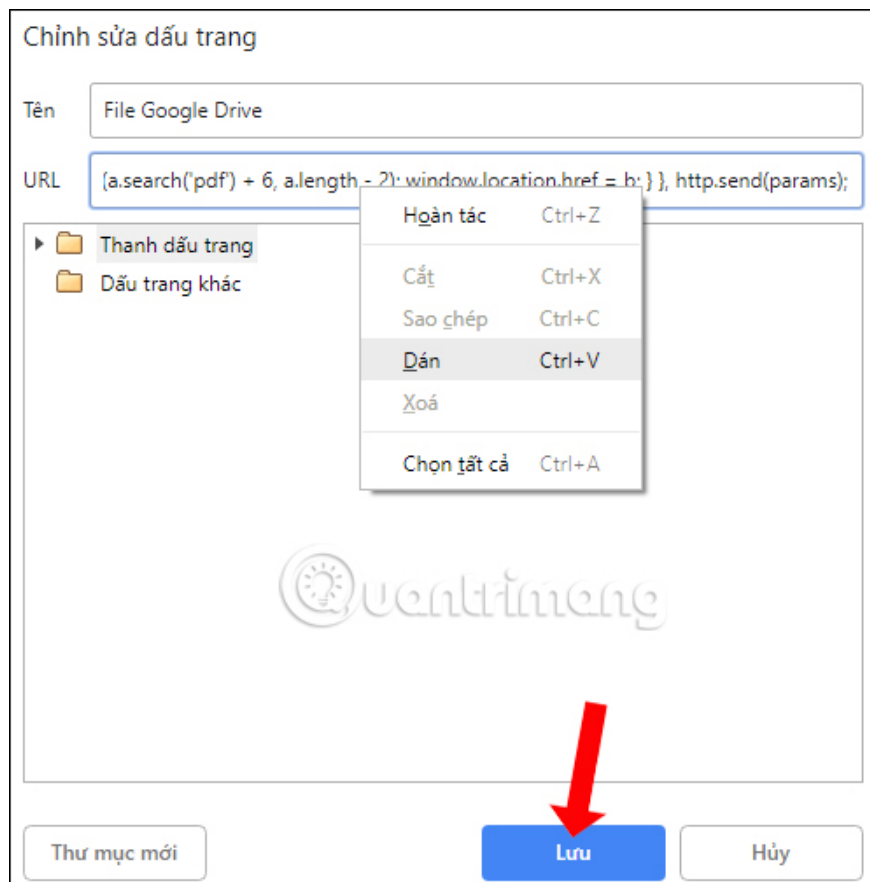
**Step 2:**

Then open the blocked Google Drive file. At the bookmark bar on Chrome we right-click and select **Add page** .



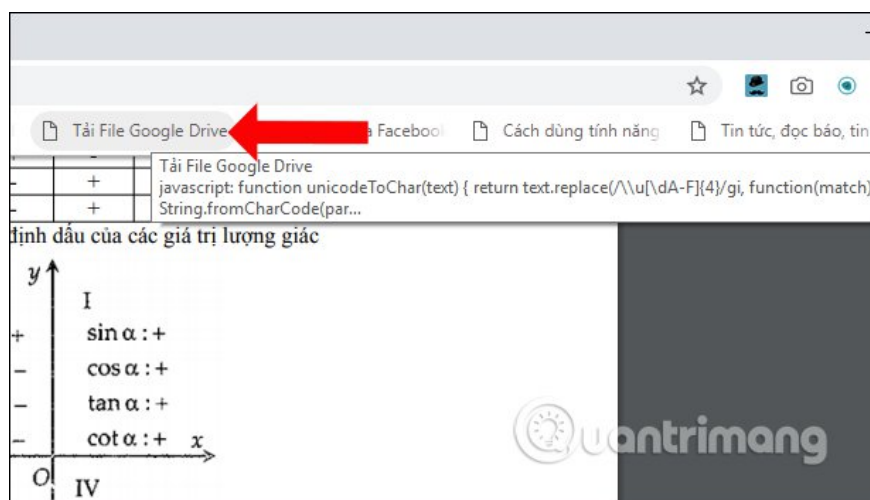
**Step 3:**

Show **Edit bookmark** interface. Here the user names the bookmark. The **URL** section below Delete the link currently displayed and **paste the code that** is currently open in Notepad and **click Save** below to save it.



**Step 4:**

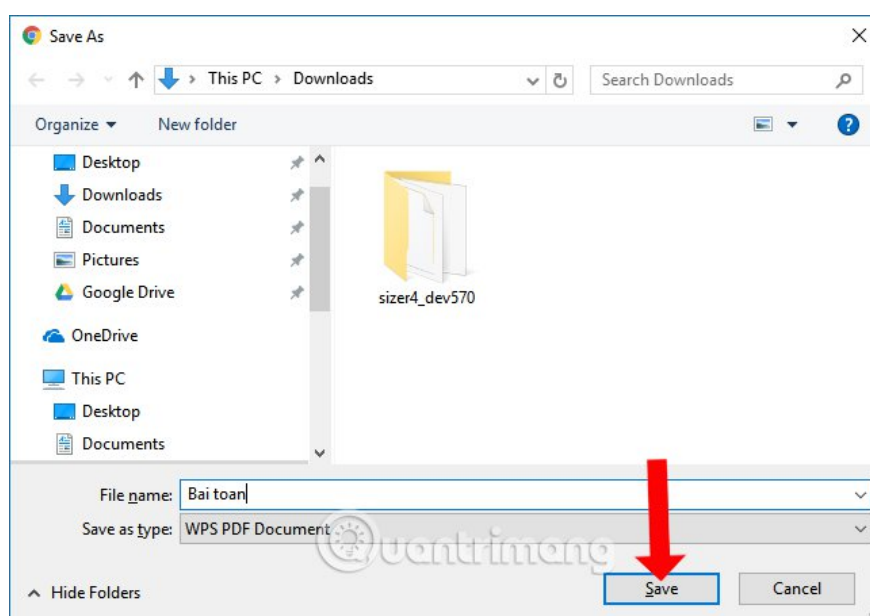
Then users have created a new bookmark on Chrome browser at the bookmark bar. Continue clicking on the **bookmark you just created** and will then be transferred to the new web interface.



Here we will see **the Download icon** as shown to download the file on Google Drive that is blocked to download to the computer



When clicked, it will display the folder to save the file, name it and click **Save** to save the file as usual.

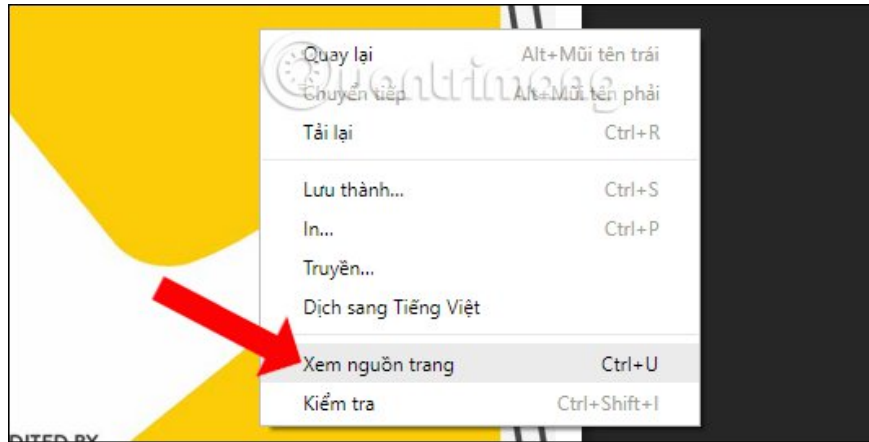


## Method 2: Open the Google Drive page source interface

This way will be more complicated because you need to open the page source interface of the PDF file you want to download on Google Drive.

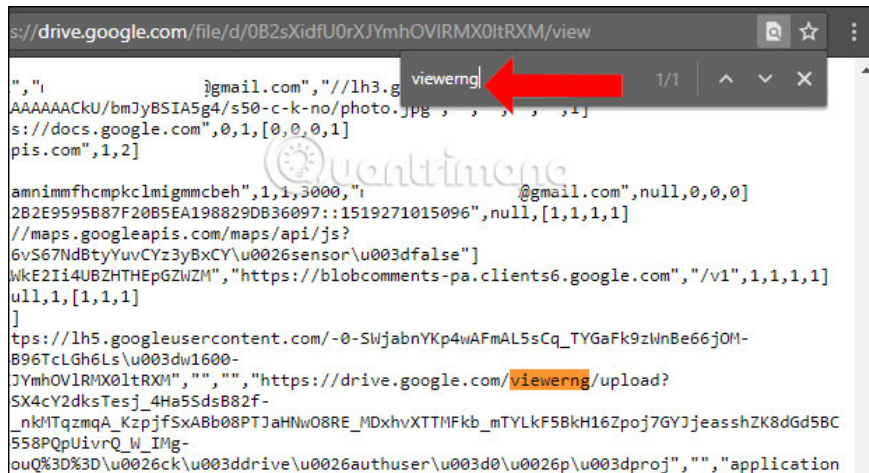
### Step 1:

At the PDF file interface you want to download, **right-** click and select **View source page function** , or press Ctrl + U.



### Step 2:

At the page source interface press **Ctrl + F** key and enter **the viewerng keyword** to search quickly.



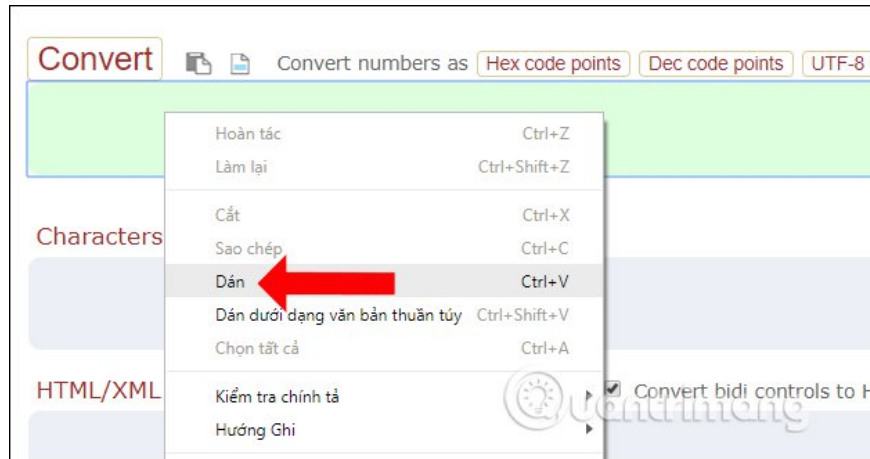
### Step 3:

Copy the entire link found with the viewerng keyword in the page source interface as shown below.



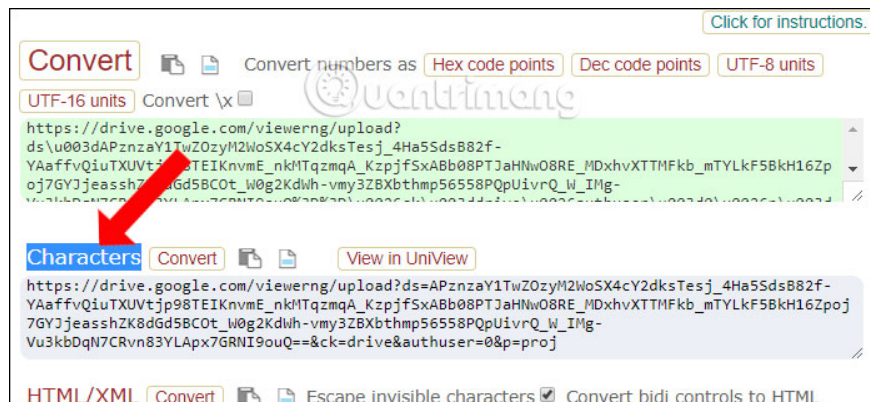
Then paste it into the Unicode code converter tool by following the link below.

1. <https://r12a.github.io/app-conversion/>



#### Step 4:

Click the **Convert** button above and you'll get more **links at Characters** . Copy the link in Characters section and paste it into a new tab in your browser.



#### Step 5:

Switch to the new interface after pasting the new link, **copying the link from https to the = sign** in the link and then pasting it into the new tab.



### Step 6:

We also wait a few seconds for the PDF file to load and will see **the Download icon** to download the file as shown below.



## Video tutorial to download Google Drive file is blocked download

So, with these two ways, you can download any file on Google Drive locked download button. The first way is simpler and easier, so you can use it.

See more:

1. How to change folder ownership in Google Drive
2. How to transfer data from iPhone to Android using Google Drive
3. Instructions for storing online data on Google Drive

I wish you all success!

You finished reading the article "**How to download PDF files on Google Drive is blocked download**" edited by the [TipsMake](#) team. We hope this article has provided you with many useful tech tips and tricks. You can search for similar articles on tips and guides. Thank you for reading and for following us regularly.

