

How to download music, videos on Youtube to your phone extremely fast and easy

With large screens and long battery life, watching videos, listening to music on Youtube on mobile devices is becoming increasingly popular and becoming an indispensable form of entertainment on this platform. In addition, you can easily save videos, music from YouTube to your computer to watch in the absence of Internet through the tips in the article below.

With large screens and long battery life, watching videos, listening to music on Youtube on mobile devices is becoming increasingly popular and becoming an indispensable form of entertainment on this platform. In addition, you can easily save videos, music from YouTube to your computer to watch in the absence of Internet through the tips in the article below.



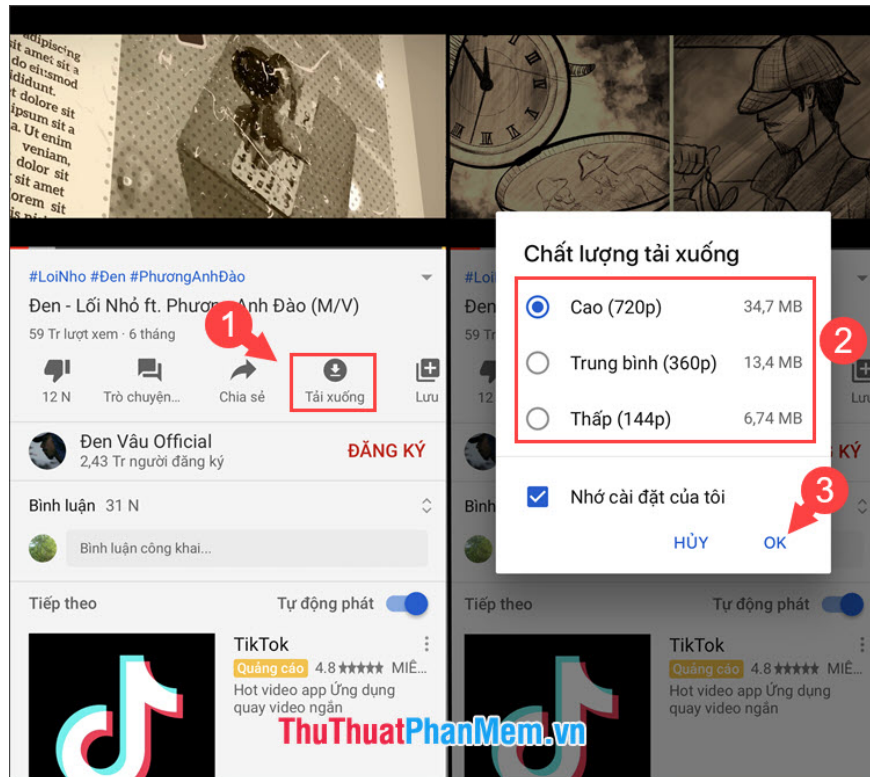
1. Download music, videos from Youtube on iPhone

1.1. Download YouTube videos to your device with the Youtube app

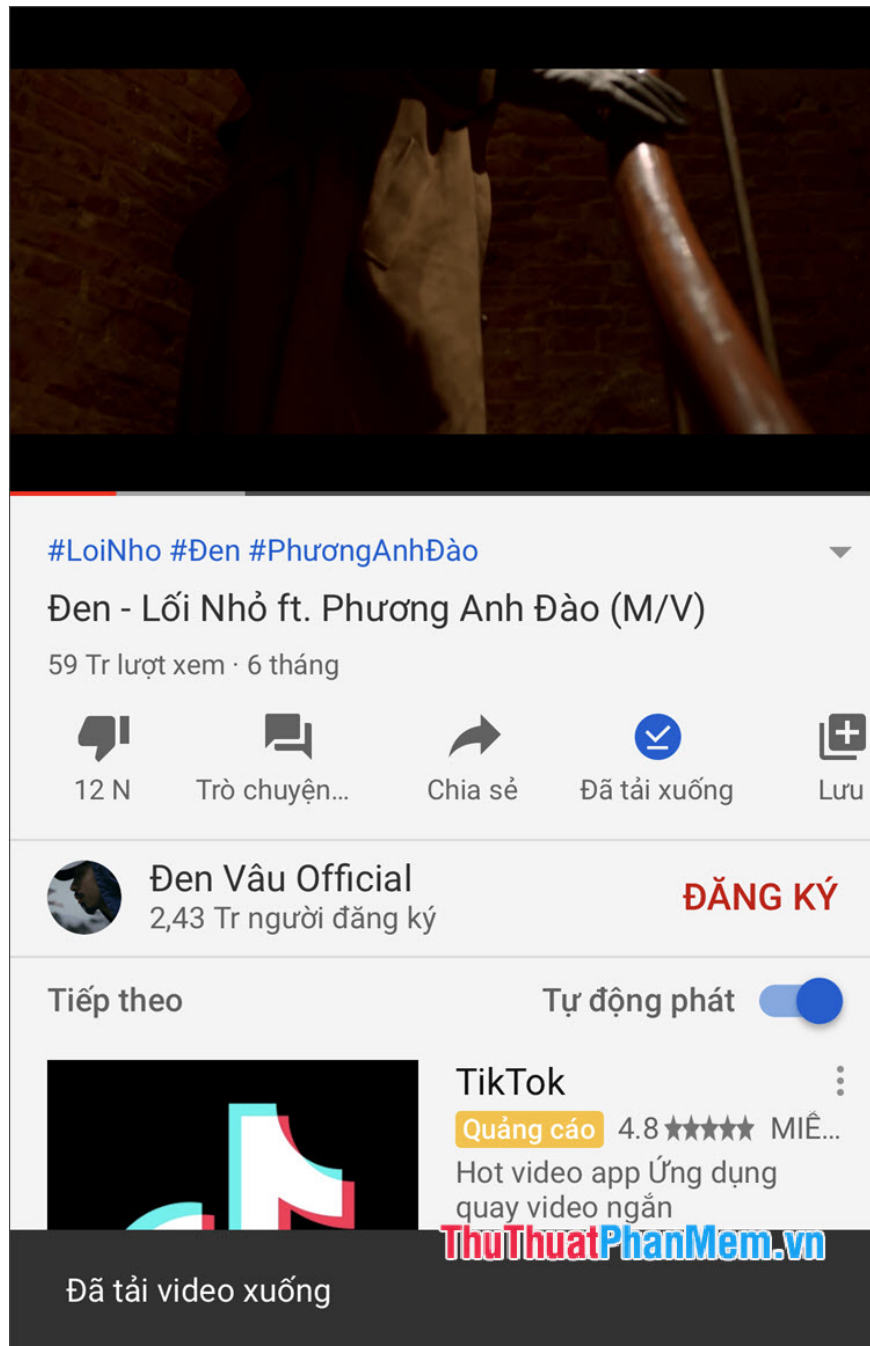
The YouTube app allows you to download videos from the platform and watch them again without the Internet. If your device does not have a YouTube application, please visit the following link to download.

<https://apps.apple.com/en/app/youtube/id544007664?l=en>

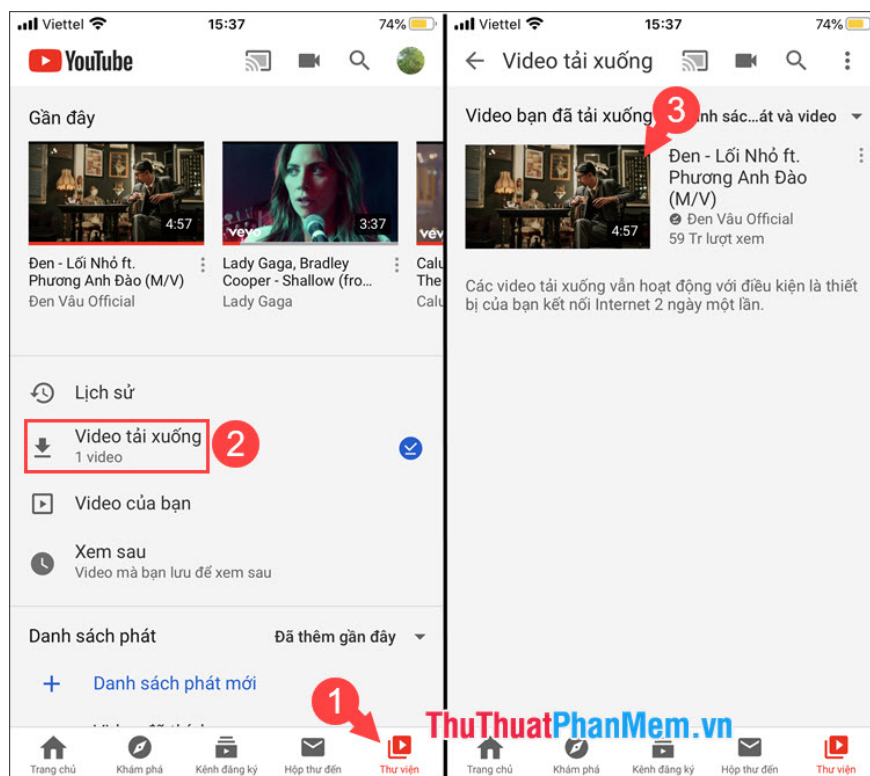
Step 1: You need to open the video to download on Youtube. Then you touch **Download (1)** => select video quality **(1)** => **OK (3)** .



After the notice **Download videos** is done. You can exit Youtube or turn off the Internet to watch videos.



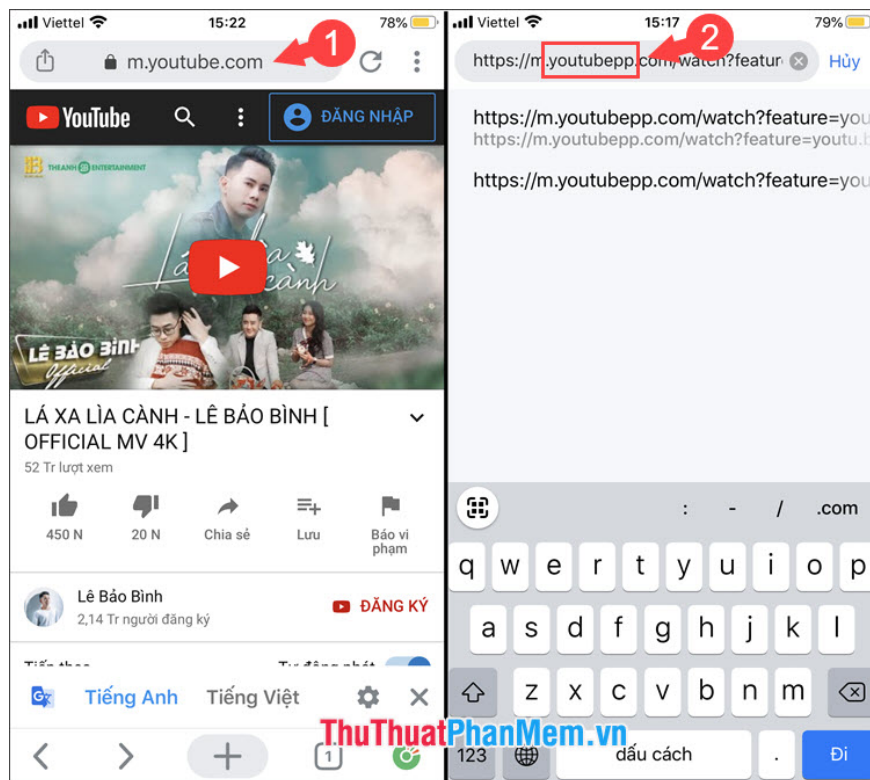
Step 2: To view the saved video, visit **Library (1)** on the Youtube app. Next, select the **Video download** section **(2)** . To watch the video, you just need to touch the downloaded video **(3)** .



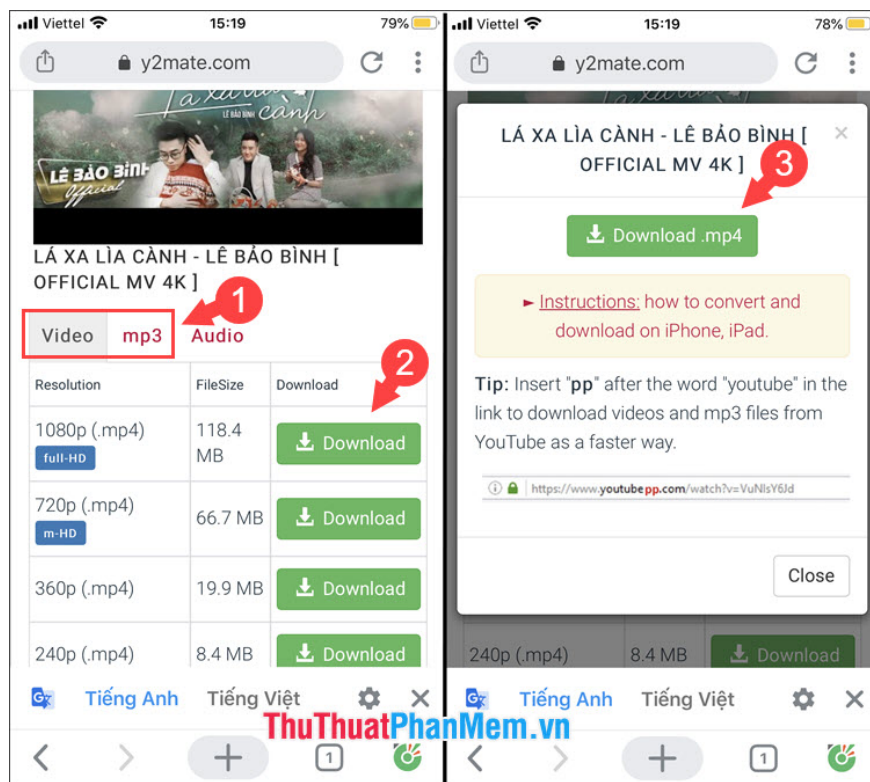
1.2. Download videos, music on Youtube to y2mate

In order to download YouTube videos and music using your browser, your browser must support the Download function. Among the browsers that support good downloads, we should use Coc Coc. Please download in the following link: <https://apps.apple.com/vn/app/tr%C3%ACnh-duy%E1%BB%87t-c%E1%BB%91c-c%E1%BB%91c/id1170593919?L=en>

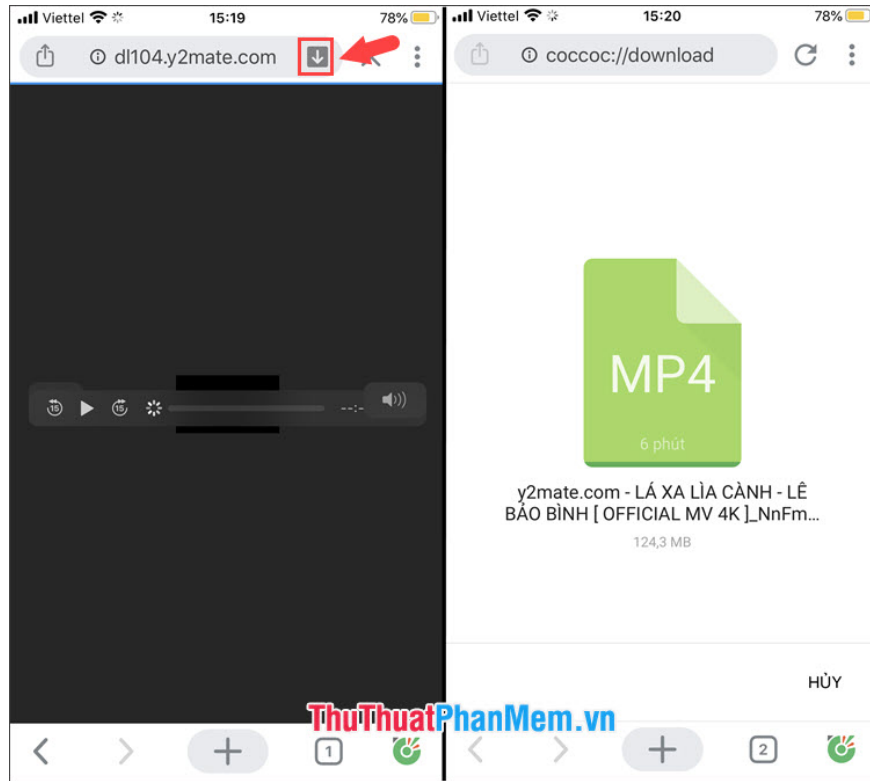
Step 1: You need to open the video to download from Youtube with Coc Coc. Next, you touch the address bar of the browser (1) and add the suffix " pp " behind the word "youtube" (2) as shown below. After adding new characters, your youtube video address looks like ***https://m.youtubepp.com/watch /***.




Step 2: Before downloading, you can choose to save the video or music in **Video / mp3** (1) . To save the video, select the video item and **Download** the video with the corresponding resolution (2) . Next, click **Download .mp4** (3) to download.



Step 3: When a new window pops up, quickly touch the **Download** icon and wait for the download to complete.



Step 4: To watch the video, you return to the main screen of Coc Coc and touch the Coc Coc icon (1) => **All downloads** (2) .



Step 5: And finally, you just need to touch the downloaded video to watch and enjoy the results.



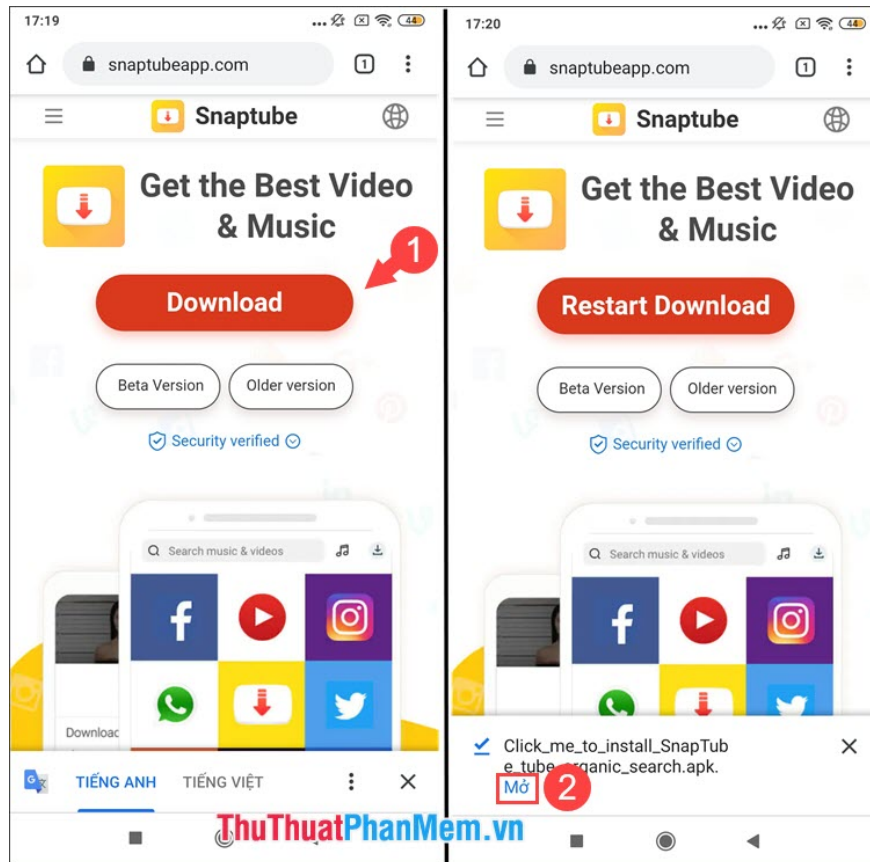
2. Download music, Youtube videos on Android

With two ways of downloading videos, YouTube music on iOS can also be applied to Android. Also, please refer to the following.

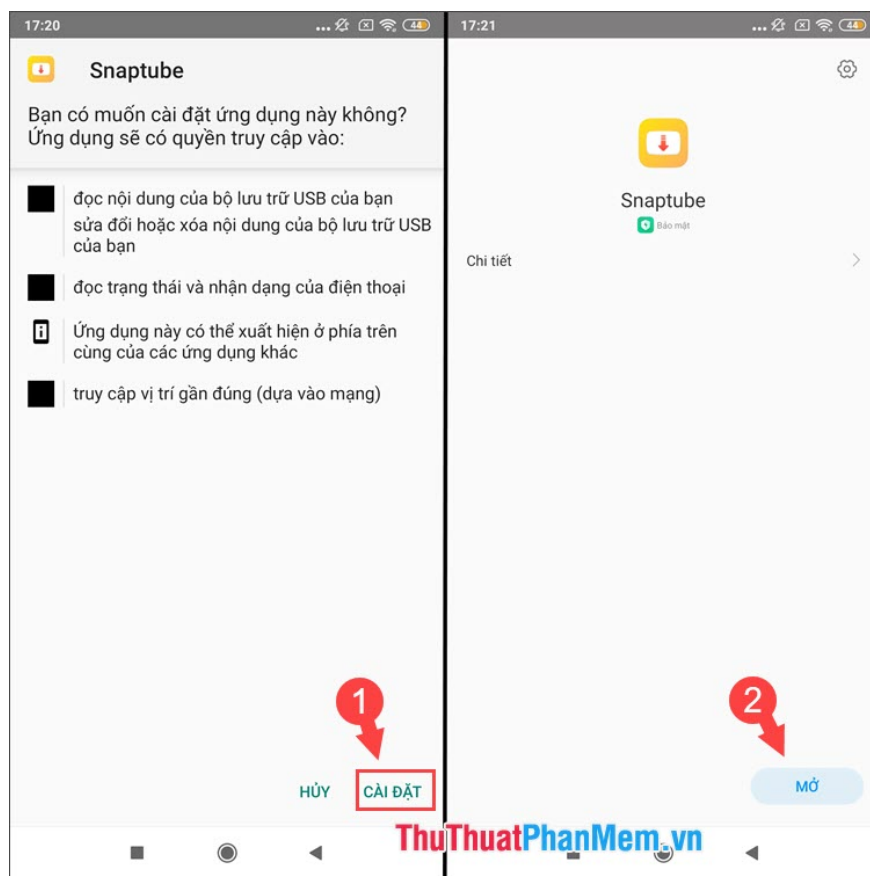
Step 1: First, you need to set up **the Unknown application** settings on Android through the following tutorial <http://TipsMake.vn/cach-cai-ung-dung-tu-nguon-khong-xac-dinh-on-android/>

Step 2: You access the link <https://www.snaptubeapp.com/> to download the **Snaptube** application .

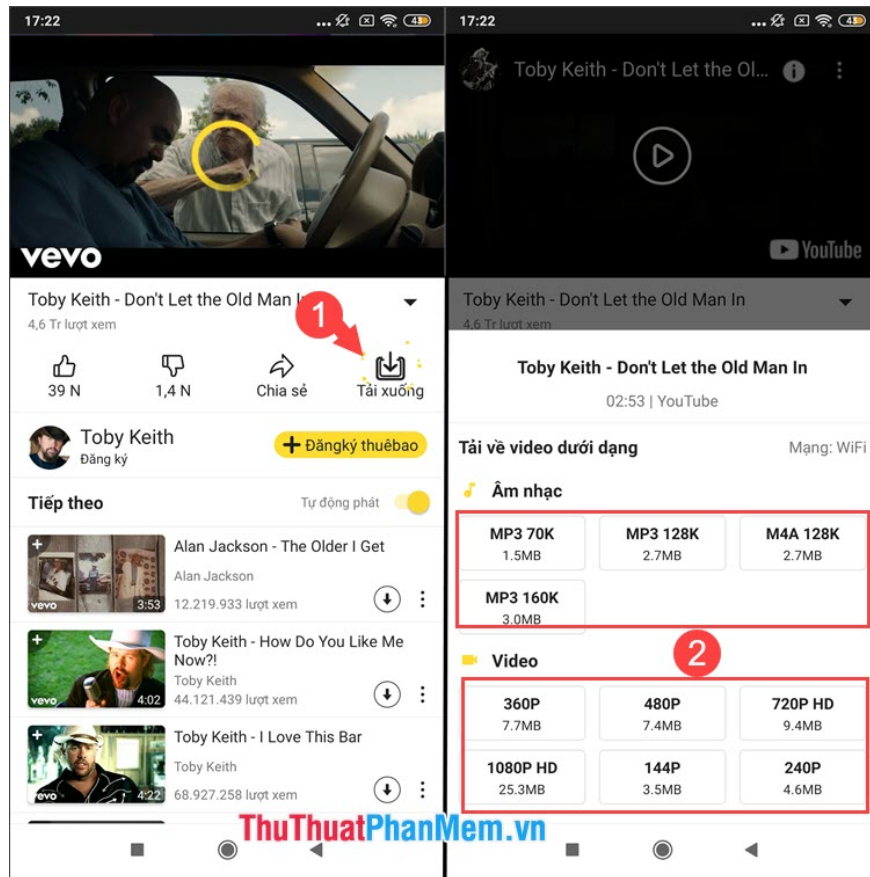
Next, you touch the **Download** button (1) and after the download is complete, there will be a notice to install the APK file at the bottom, then click **Open** (2) .



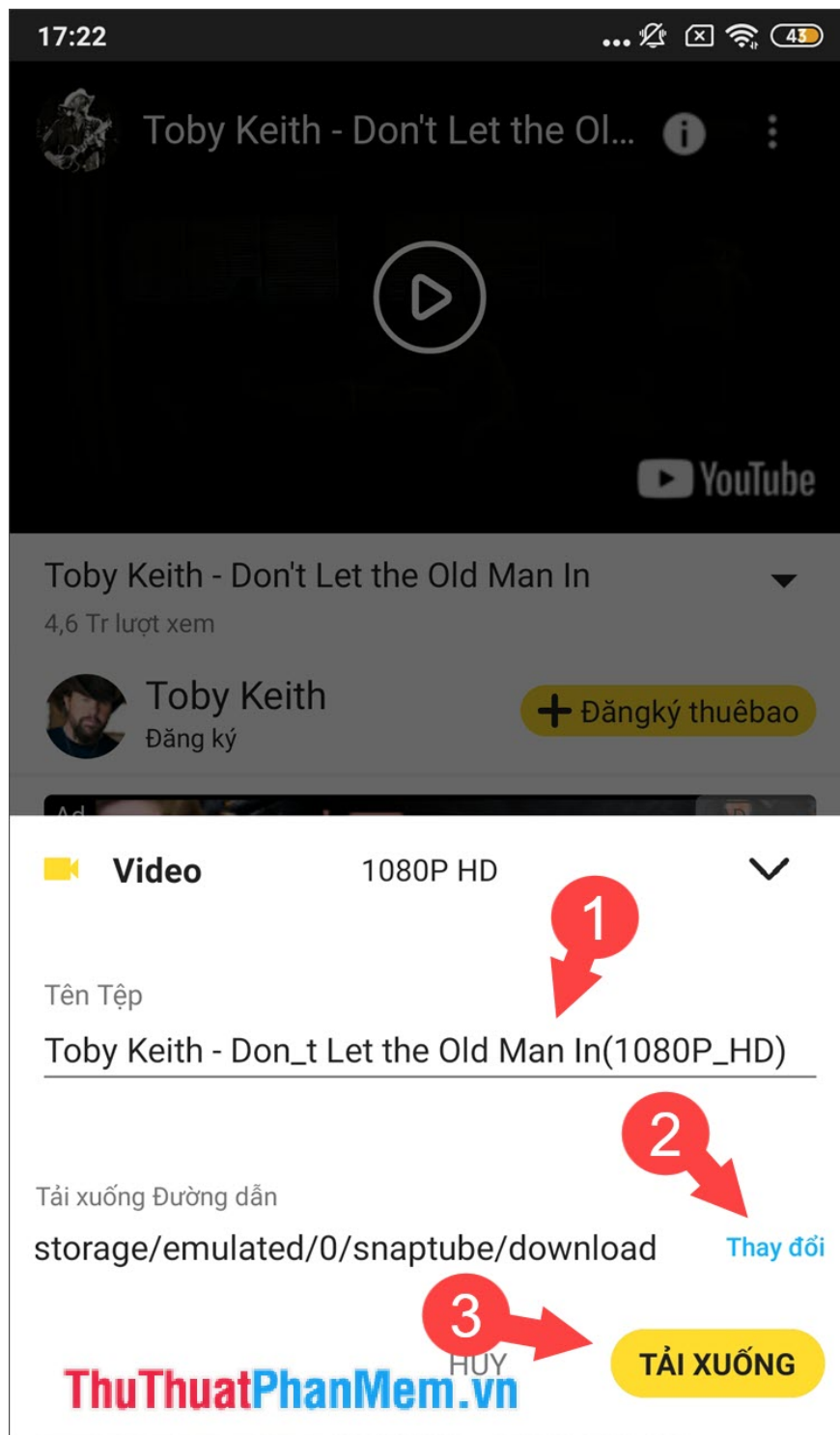
Step 2: Click **Install (1)** and click **Open (2)** after the installation is complete.



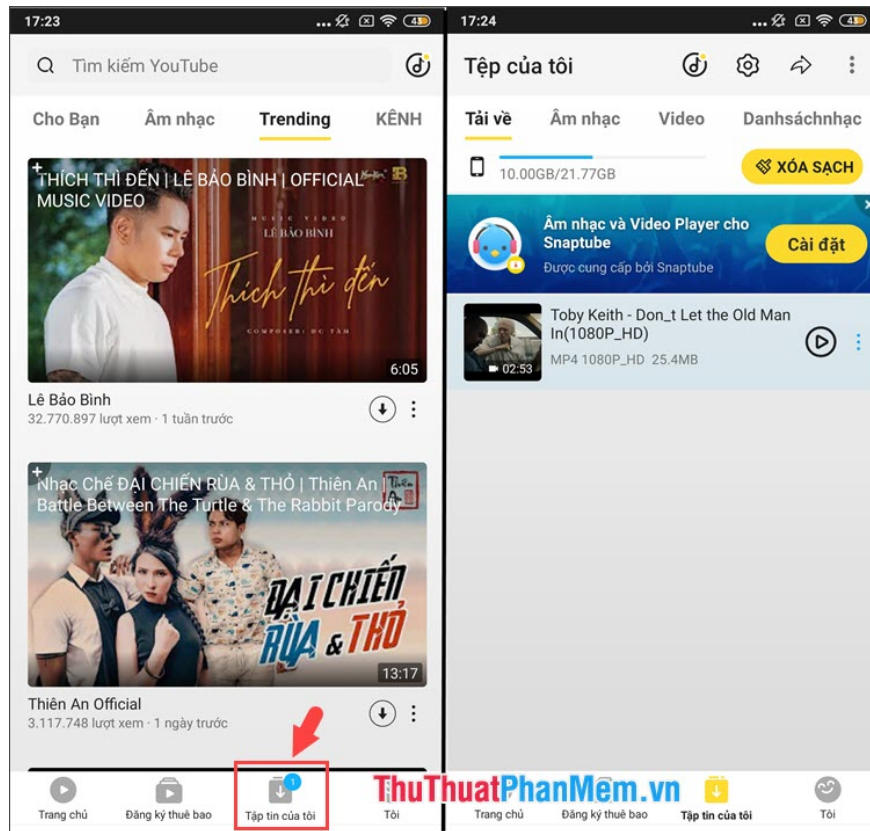
Step 3: You need to open the video to download with Snaptube. Please touch the **Download** button (1) . Next, you choose to download music or video, you choose the corresponding item with the quality of music, video (2) .



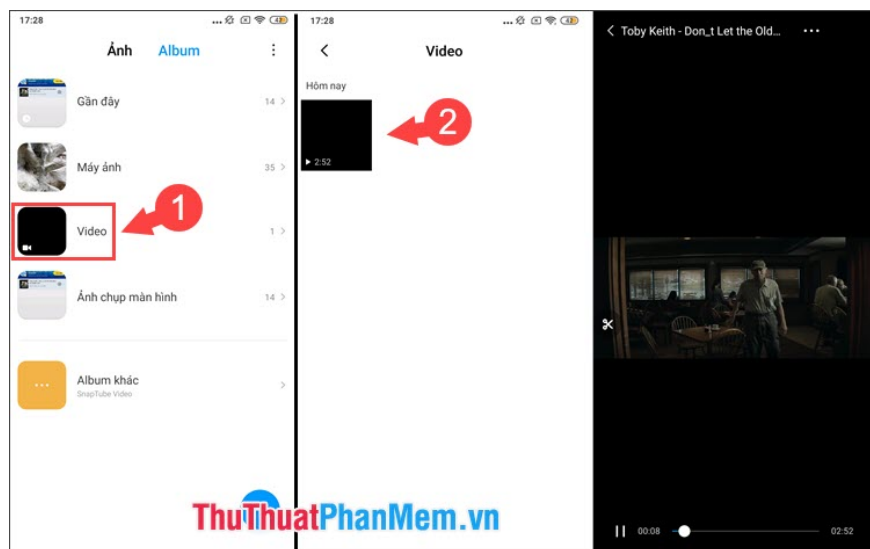
Step 4: You name the file (1) , choose a location to save the file (2) and finally **Download** (3) to download to your computer.



Step 5: To check the downloaded file, tap My **Files** and watch the downloaded video. However, Snaptube does not support you to watch directly but must download the *Music & Video Player for Snaptube app* . If you do not need to download then we can browse files in Photo Album (for video) and Music Library (for audio files).



Step 6: To open the video, you open Photo Library => **Video (1)** => Select the video download **(2)** and enjoy.



With tips to download music and videos on YouTube to your phone, you can easily save your favorite videos and watch them without Internet. Good luck!

You finished reading the article "**How to download music, videos on Youtube to your phone extremely fast and easy**" edited by the [TipsMake](#) team. We hope this article has provided you with many useful tech tips and tricks. You can search for similar articles on tips and guides. Thank you for reading and for following us regularly.

