

How to download multiple files on Google Drive without extracting

When downloading multiple files on Google Drive will be combined into zip file. However, many people do not want to download the zip file and then extract it.

Google Drive allows users to download multiple files at once, and files will be combined into zip files. Users need to use decompression software such as WinRAR or 7Zip to extract files. However, if the decompression tool has a problem, or the user does not want to perform further decompression steps, it is possible to use the Drive Multiple Downloader tool.

Drive Multiple Downloader will download multiple files on Google Drive at the same time, but users do not need to extract files as before. The files will appear in the list on the application so we can choose to download. The following article will show you how to download the Google Drive file on Drive Multiple Downloader.

1. How to change folder ownership in Google Drive
2. How to limit the time of sharing links on Google Drive
3. How to create music list in Google Drive

Download Google Drive files using Drive Multiple Downloader

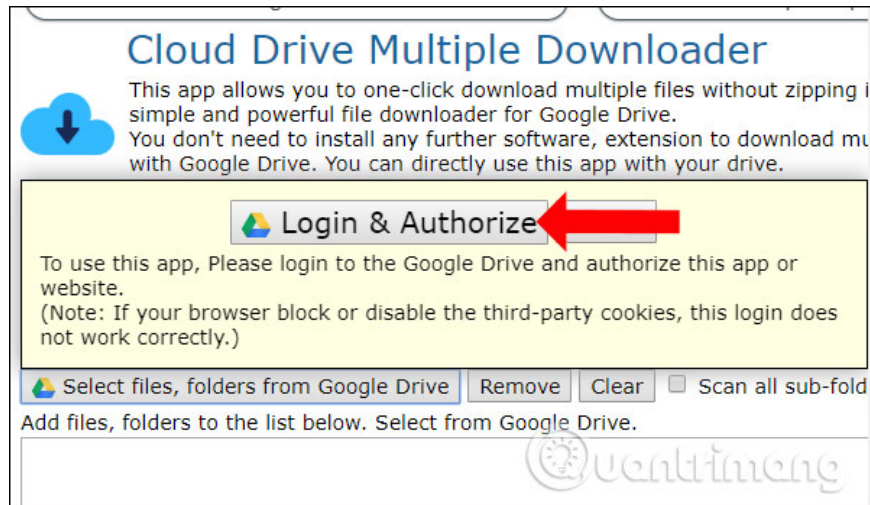
Step 1:

Users accessing Drive Multiple Downloader follow the link below.

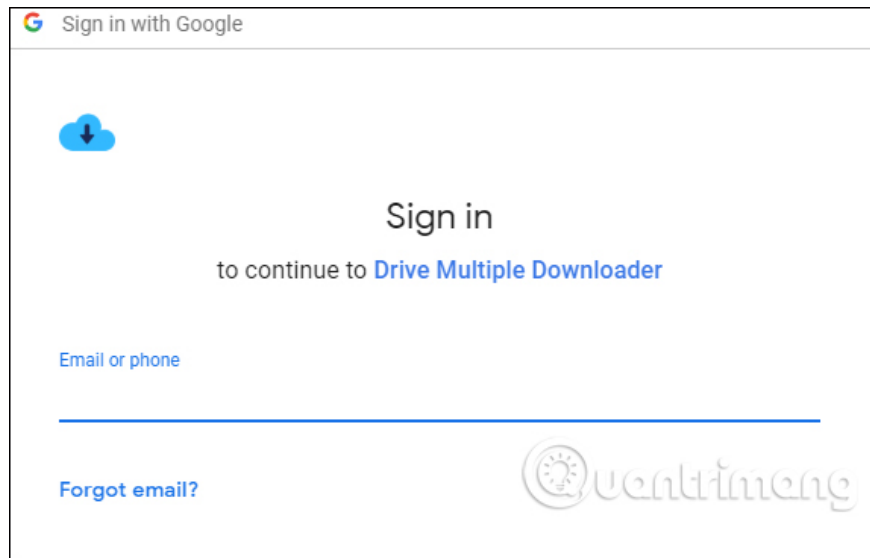
1. <https://softgateon.herokuapp.com/multidownload/>

Step 2:

In the page the user clicks on **Select files, folders from Google Drive** to select the Google Drive storage service and then click **Login & Authorize** this hosting service.

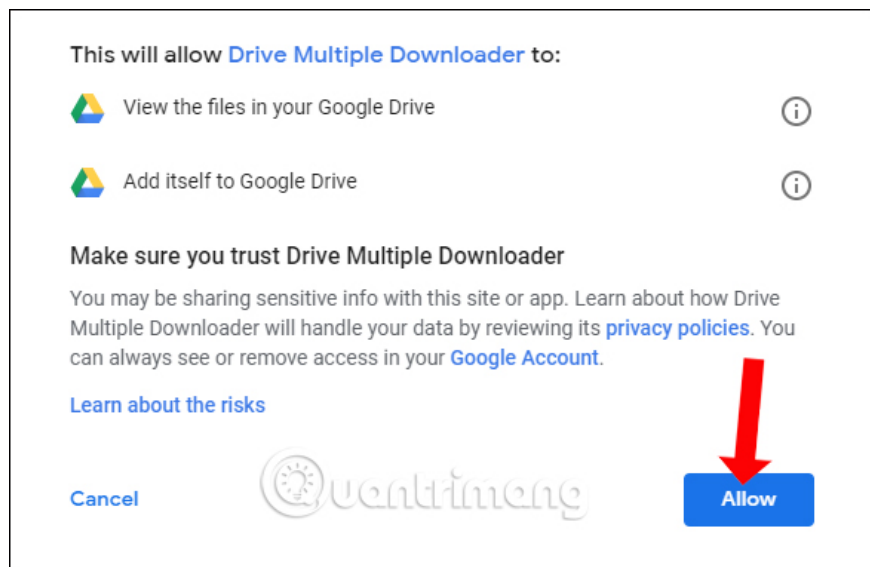


Next to the user enter their personal Google Drive account information.



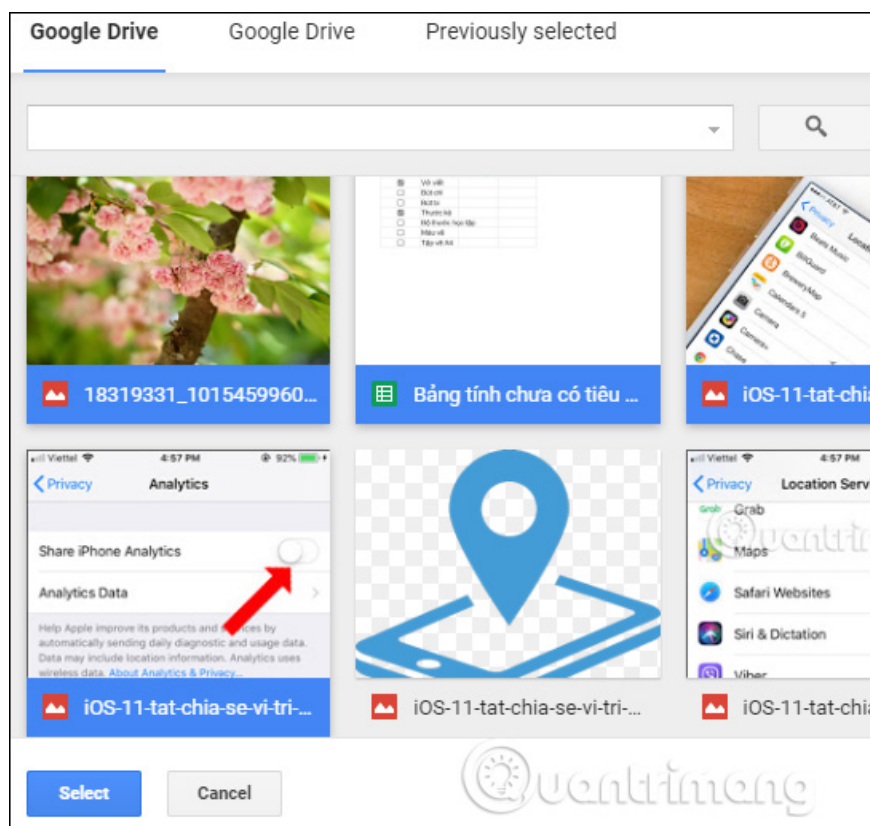
Step 3:

The application will require users to allow access to Google Drive accounts, click **Allow** to agree.



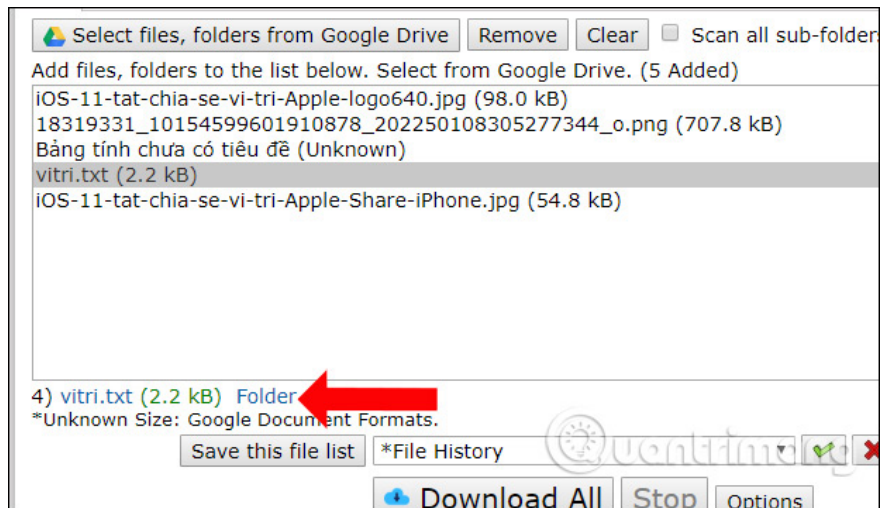
Step 4:

Return to the Google Drive interface. Here the user will see all the files stored on the account. The first Google Drive interface will be files stored outside the interface. If you click on the second Google Drive item, it will create the created folder. Press Ctrl and click on the files you want to download, click **the Select button** below.



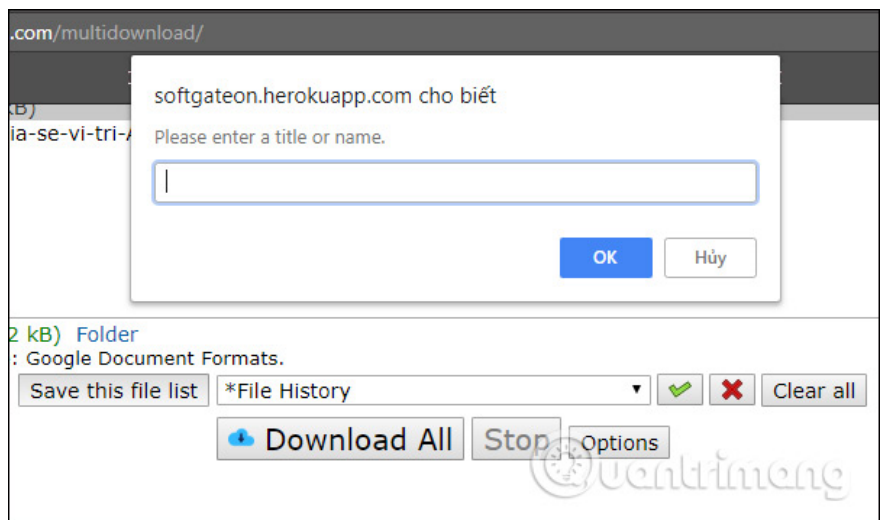
Step 5:

The files that the user wants to download will appear in the list on the Drive Multiple Downloader interface, with the file name and file format. When you click on the file in the list, it will display the link of the file name below to open the preview file in another interface, with the folder containing the file if available. The preview interface will apply to all file formats, including text files.



Step 6:

To download all files, click on **Save this file list** and name the download list and click OK. When creating a list of downloaded files, users can view and reload if desired. The list will be saved. If you want to delete any list, press X to delete, or Clear all to delete all lists.

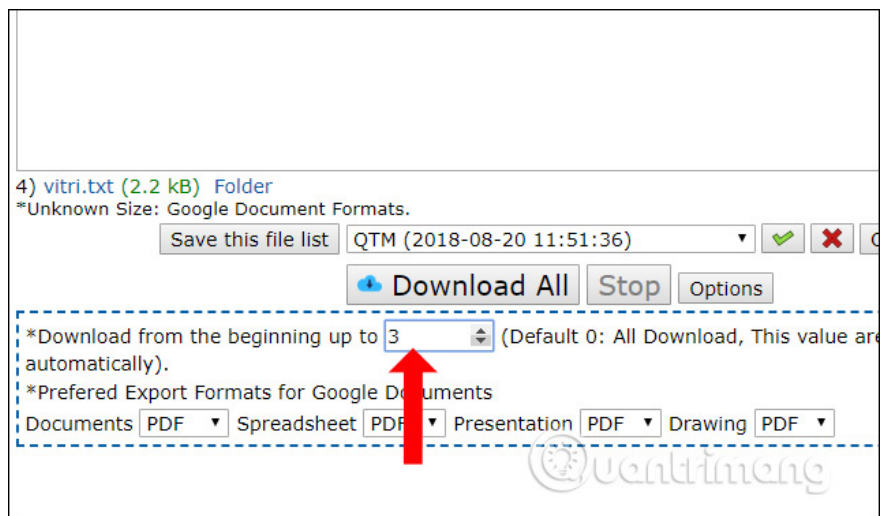


Step 7:

Next when clicking on **the Options button** above will display additional download options.

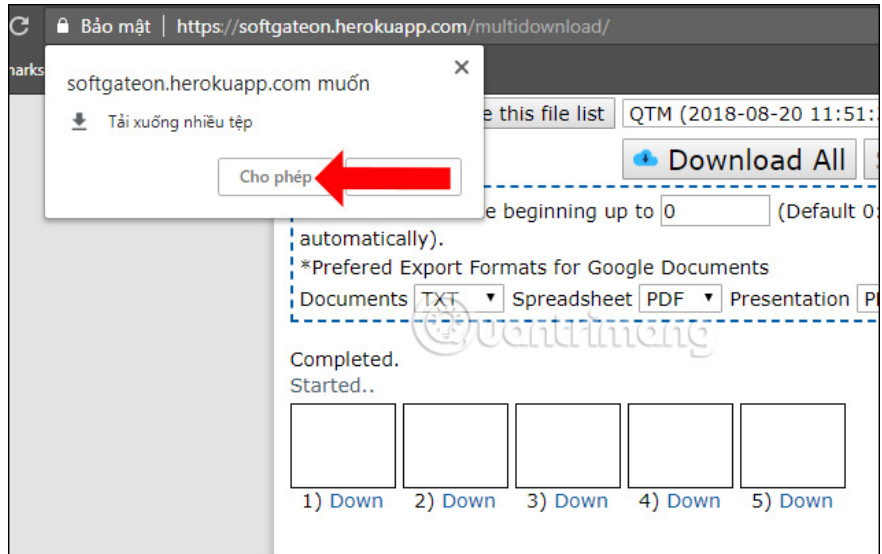
Download from the beginning up to enter a corresponding number of file order you want to download starting from it. Default number 0 to download all. The order will be arranged as a list of files displayed on the Drive Multiple Downloader interface.

Preferred Export Formats for Google Docs to choose download formats for document files into pdf, docx, odt, rtf, txt, zip.



Step 8:

Finally click the **Download All** button to proceed to download the files. Now the application will need users to download multiple files at once, click **Allow**. Immediately the file download process will take place shortly thereafter. Also the downloaded files will be displayed on the Drive Multiple Downloader interface. The Down button in each file will be a separate download link for that file.



So with Drive Multiple Downloader service, users will not need to download multiple files on Google Drive in zip tail format. Each file will be downloaded at the same time, or users can choose to download the file they want on the list on Drive Multiple Downloader.

See more:

1. Keep the sharing link intact when renaming the Google Drive file

2. How to turn off Quick Access on Google Drive
3. Trick to search on Google Drive

I wish you all success!

You finished reading the article "**How to download multiple files on Google Drive without extracting**" edited by the [TipsMake](#) team. We hope this article has provided you with many useful tech tips and tricks. You can search for similar articles on tips and guides. Thank you for reading and for following us regularly.
