

How to download Minecraft for free, free Minecraft PC

Download Minecraft PC for free to your computer and test your creativity or survival skills in the game.

Minecraft is probably quite familiar to many gamers now, from young children to older players, with a player base larger than both GTA V and Fortnite.

Thanks to allowing gamers to unleash their creativity and demonstrate their survival skills in the open world, coupled with attractive mods supported by a large global community, Minecraft has maintained and grown its player base since its launch on both PC and mobile platforms.

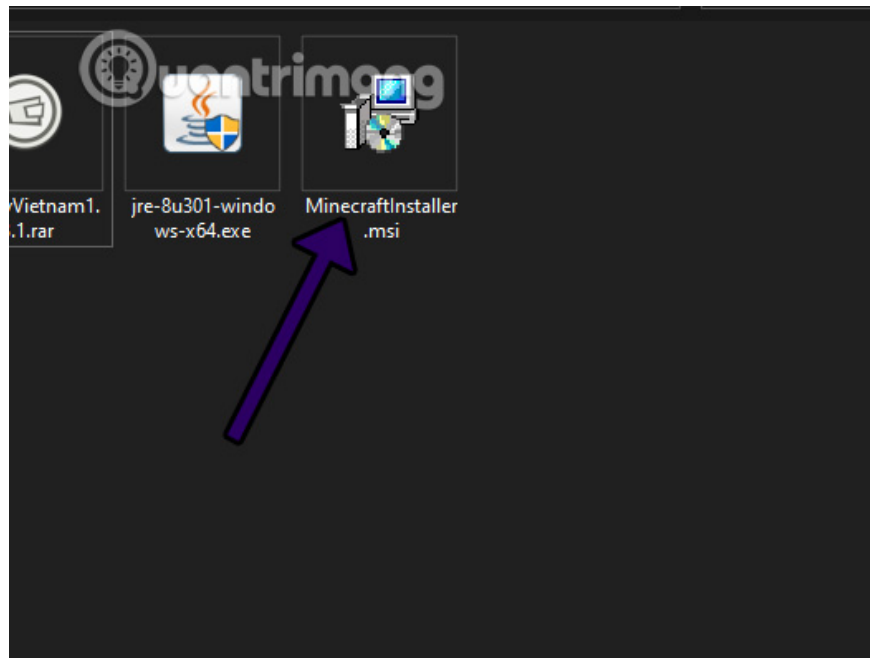
The Minecraft version below will include additional versions of Minecraft PE and Minecraft Launcher, such as Minecraft Dungeon and Minecraft Java edition. You can choose and download these official versions from Mojang.

If you want to experience the official version of Minecraft, check out the guide below.

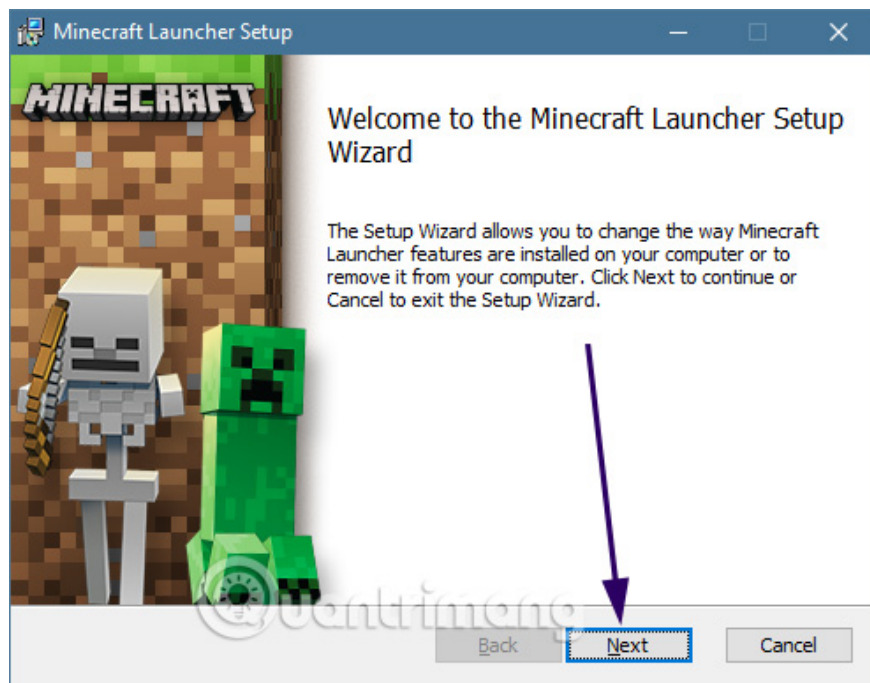
Download Minecraft for free on PC, download Minecraft demo

Step 1: Download the Minecraft installation file from below and open the installation file with the .MSI extension, as shown in the image below.

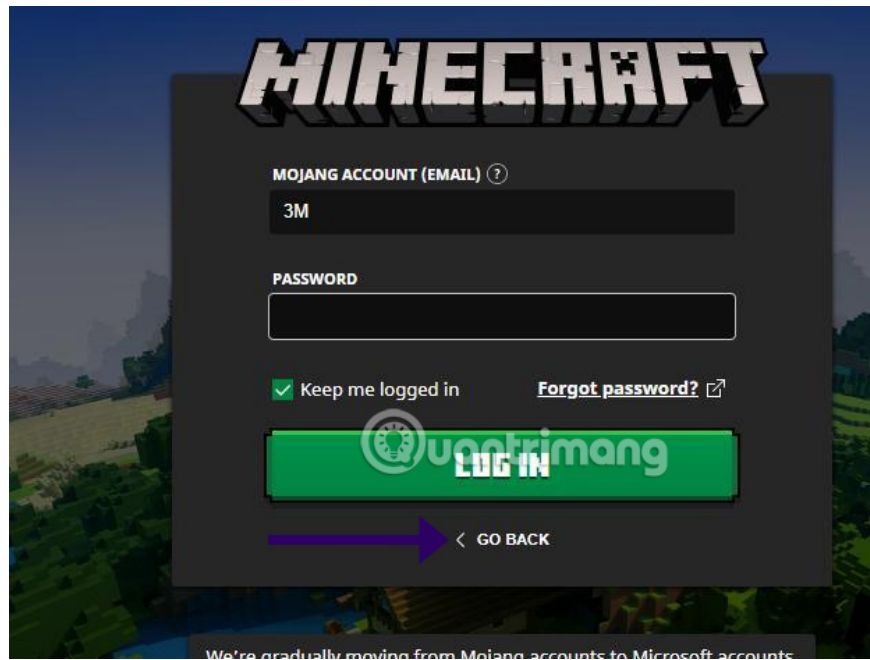
Download Minecraft PC



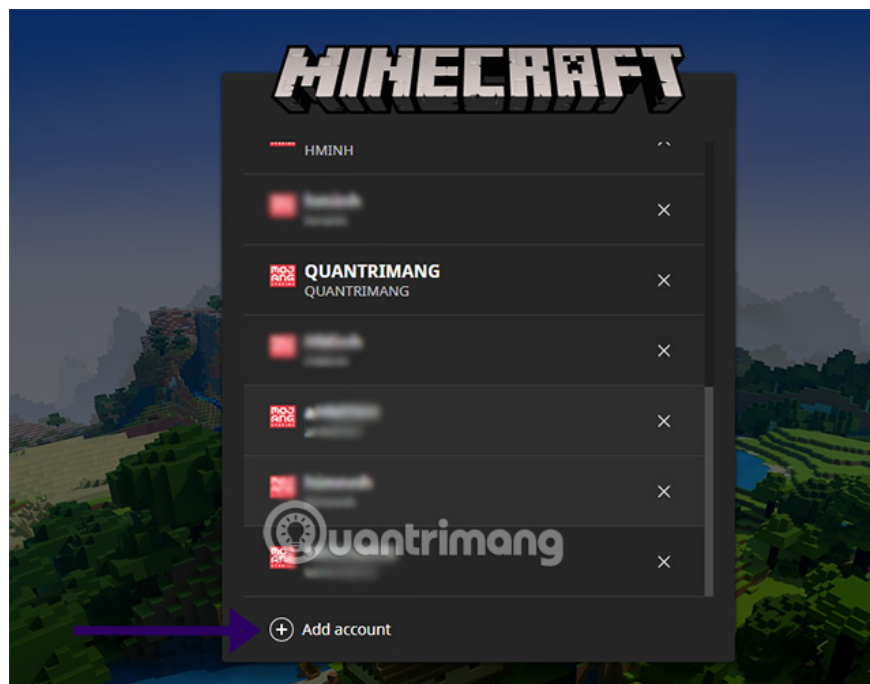
Step 2: Select **Next** until you see the **Browser** option , then click on it and choose a different folder to install the game.



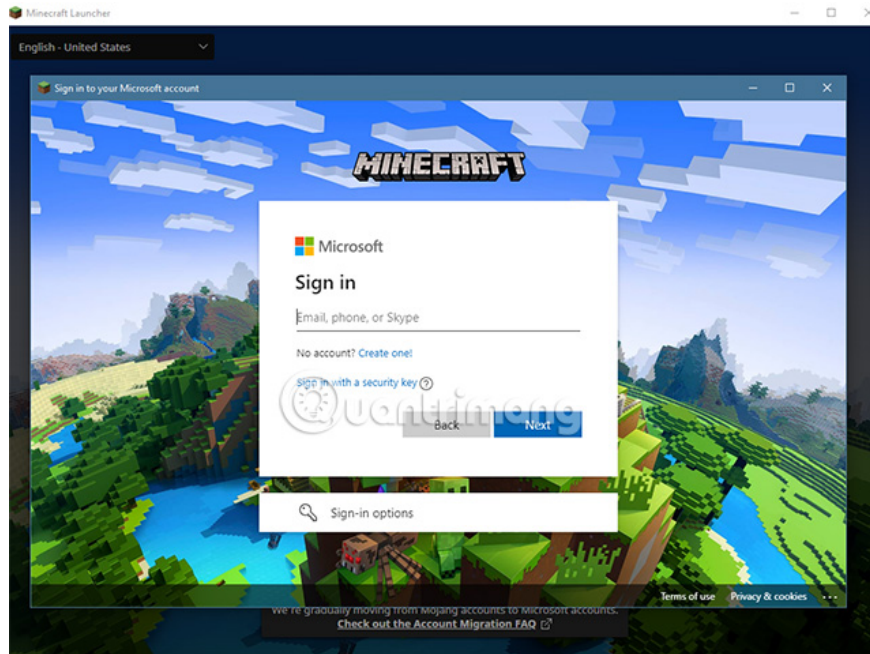
Step 3: After you have finished installing Minecraft, select **Minecraft Launcher** on your Desktop. Log in to your Mojang account if you already have one; if not, select **Go Back** at the bottom.



Step 4 : Select "**Add Account**" from the list of accounts below to add a new account to the game. On the next login screen, you can choose to log in using your Mojang account or your Microsoft account.



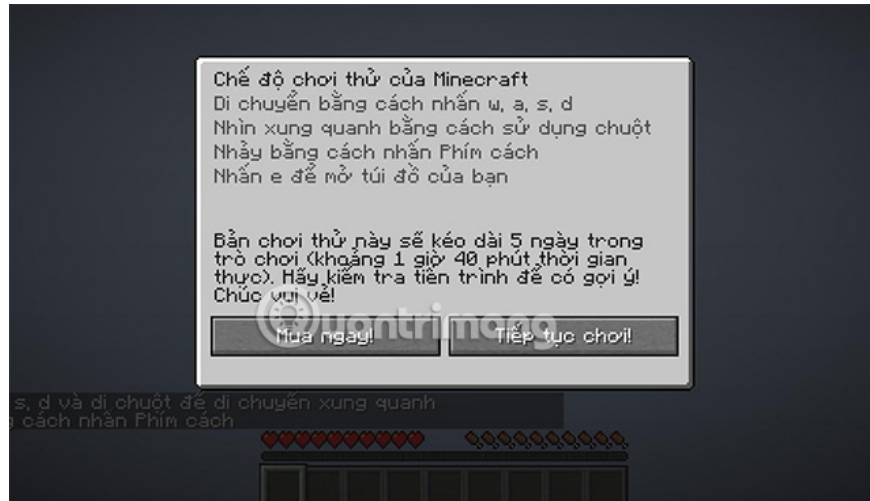
Step 5: Then log in using your Microsoft account with the *@outlook* or *@hotmail* suffix . When you switch to the Launcher interface, select **Play Demo** .



Step 6 : Once you've logged into the game, select "**Play Test World**".



Step 7 : The Minecraft demo mode will have a time limit of 5 days, equivalent to 1 hour and 40 minutes in real time. Below are two options: **Buy Now** or **Continue Playing**. If you want to continue experiencing the demo version, choose **Continue Playing**.



This is the official version of Minecraft, as mentioned above. In the game launcher, you will see other versions such as Minecraft Dungeon, Minecraft Java Edition, etc. You can choose those versions to download and try them out.

What is Minecraft?



If you've never seen or heard of Minecraft, it's an open-world game that's somewhat similar to LEGO. You can use blocks with different textures and build whatever you want.

In Creative mode, you can gather wood blocks and then craft them into items, houses, buildings, or even an entire city. In Survival mode, you'll also need to engage in activities like hunting, gathering, and combat.

It allows players to unleash their creativity and also forces them to demonstrate their survival skills in the game.

Minecraft Survival Challenge

You'll be captivated the moment you enter Minecraft, with the gentle piano music playing as you find yourself in a forest, amidst mountains, or on a beach. Immediately gather wood or earth to build a small shelter before

nightfall. At the same time, hunt animals or gather fruit for food, and especially prepare items that can provide light, such as torches and a stove for cooking.



Darkness falls, and you must be extremely careful when venturing outside. This is when your life could be threatened by forces such as zombies, creepers, spiders, skeletons, and more.

Therefore, in addition to crafting items for mining and hunting, players must also craft weapons to fight against the dark forces in Survival mode. This continues until you face the Ender or Wither Dragon, the two final bosses of the Minecraft world.



But what about creativity?

Simply put, in Creative mode you can create anything; in this mode you're like a god. You can even create in-game mobs like civilians, Iron Man, zombies, spiders, skeletons, and more.



Typically, in this mode, players will use the blocks and resources available in the game to create structures according to their own ideas. With diligence and resources, you can build an entire city.

Generally speaking, in Creative Mode, you can do whatever you want and not fear being destroyed by any force. You can even change the weather, teleport, and change the time using **Minecraft commands** .

Minecraft graphics



Minecraft's graphics are often described as having a classic style, somewhat reminiscent of games released in the 1990s. However, this is a significant factor contributing to Minecraft's current popularity. If the game's graphics were as realistic as Far Cry 6 or GTA 5, it wouldn't have the unique characteristics that make it stand out.

If players want to upgrade the graphics, they can use Shader mods in the game to get realistic lighting and shadow effects, crystal-clear water, and other effects like rain and explosions to change things up.

Minecraft is a 3D computer game where players can build anything. Described as "Lego online," the game involves building blocks and creating structures across various environments and terrains. Set in a virtual world, the game involves gathering resources, crafting items, building, and battling. Minecraft has been rated as suitable for children aged 7 to 13, depending on the version being played.

Minecraft is extremely popular with children, especially those aged 6 to 13. What makes the game so popular is that players can create anything... from cities to roller coasters and anything else; there are no rules to the game and the possibilities are endless.

The game also allows for multiplayer mode, a popular feature with younger players who enjoy playing with their friends and helping each other build new creations. For most gamers, the appeal lies in the freedom the game offers.

This is one of the most popular games in the world today and can be a great way for children to learn about creativity and teamwork. Minecraft can be played on computers, phones, tablets, and consoles. But the experience on a computer is definitely the most comfortable.

Hopefully, this guide on downloading Minecraft for free, free Minecraft PC, will help you have a more enjoyable experience.

You finished reading the article "**How to download Minecraft for free, free Minecraft PC**" edited by the [TipsMake](#) team. We hope this article has provided you with many useful tech tips and tricks. You can search for similar articles on tips and guides. Thank you for reading and for following us regularly.