

# How to download Harry Potter: Wizard Unite on the phone

To download the Harry Potter Wizard Unite on your computer you need to change the country zone on the App Store.

Harry Potter: Wizard Unite is a mobile multiplayer game using AR (Augmented Reality) technology to enhance virtual reality. With Harry Potter: Wizard Unite you will be able to travel into JK Rowling's wizard world into our real world.

Like Pokémon Go, the game has created a new trend in mobile gaming with AR technology. Has really created a fever with world gamers.

In Harry Potter Wizard Unite instead of training Pokemon, players will participate in magic battles and collect magic items.

In addition, players also have the ability to chant mantras, use spells, interact with strange magic events. Even see magical creatures from the Harry Potter series.

Show Harry Potter: Wizard Unite only has pre-register registration on Android, and for iPhone players can download Harry Potter: Wizard Unite directly to the computer to play. Here's how to download Harry Potter: Wizard Unite iOS.

1. Configure play Warhammer: Chaosbane on the computer
2. How to play PC games on Android devices using Parsec
3. Instructions for downloading Game For Peace on the phone

## Guide to download and play Harry Potter: Wizard Unite

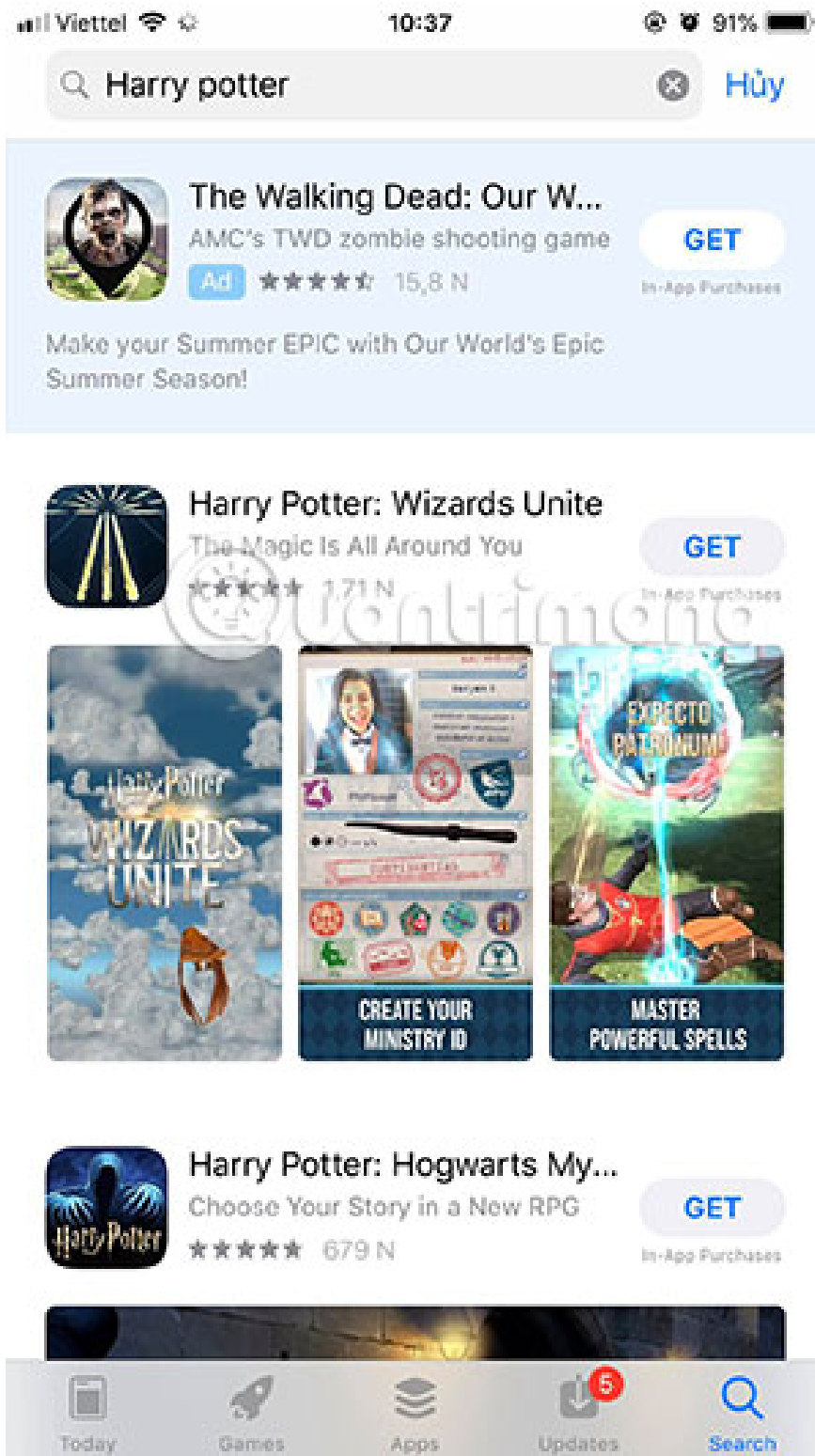
**Step 1:** Because Harry Potter Wizard Unite has not been officially supported in Vietnam, you have to change the App Store country zone to the US to download the Harry Potter Wizard Unite to your phone.

After you have changed the App Store country / region, go back to the App Store to check, if you see the language change, you have succeeded. Then search the **Harry Potter Wizard Unite** keyword on the search box.

[← Tài khoản](#)**Quốc Gia/Khu Vực**

Để thay đổi quốc gia hoặc vùng liên quan đến tài khoản này, hãy chạm vào Thay Đổi Quốc Gia bên dưới, chọn quốc gia mong muốn, sau đó chấp nhận Điều Khoản và Điều Kiện mới. Vui lòng lưu ý rằng bạn cần một phương thức thanh toán hợp lệ cho quốc gia mới.

 Thay Đổi Quốc Gia hoặc Vùng



**Step 2:** Launch the game up and you will need to allow Harry Potter Wizard Unite to access your location when in use. This setting is required because this is a constantly moving AR game like Pokemon Go. Next, select your date of birth and year of birth and click **Submit** .



## GPS PERMISSION REQUIRED

You're Unplottable! You cannot play without GPS permission.



EXIT GAME

OPEN SETTINGS




REMEMBER TO BE ALERT AT ALL TIMES  
STAY AWARE OF YOUR SURROUNDINGS.



**Step 3:** Next is the login section, select Facebook or Google account to log into the Harry Potter Wizard Unite. When you have completed the login section, please click **Accept** to agree to the **Terms of Service** .

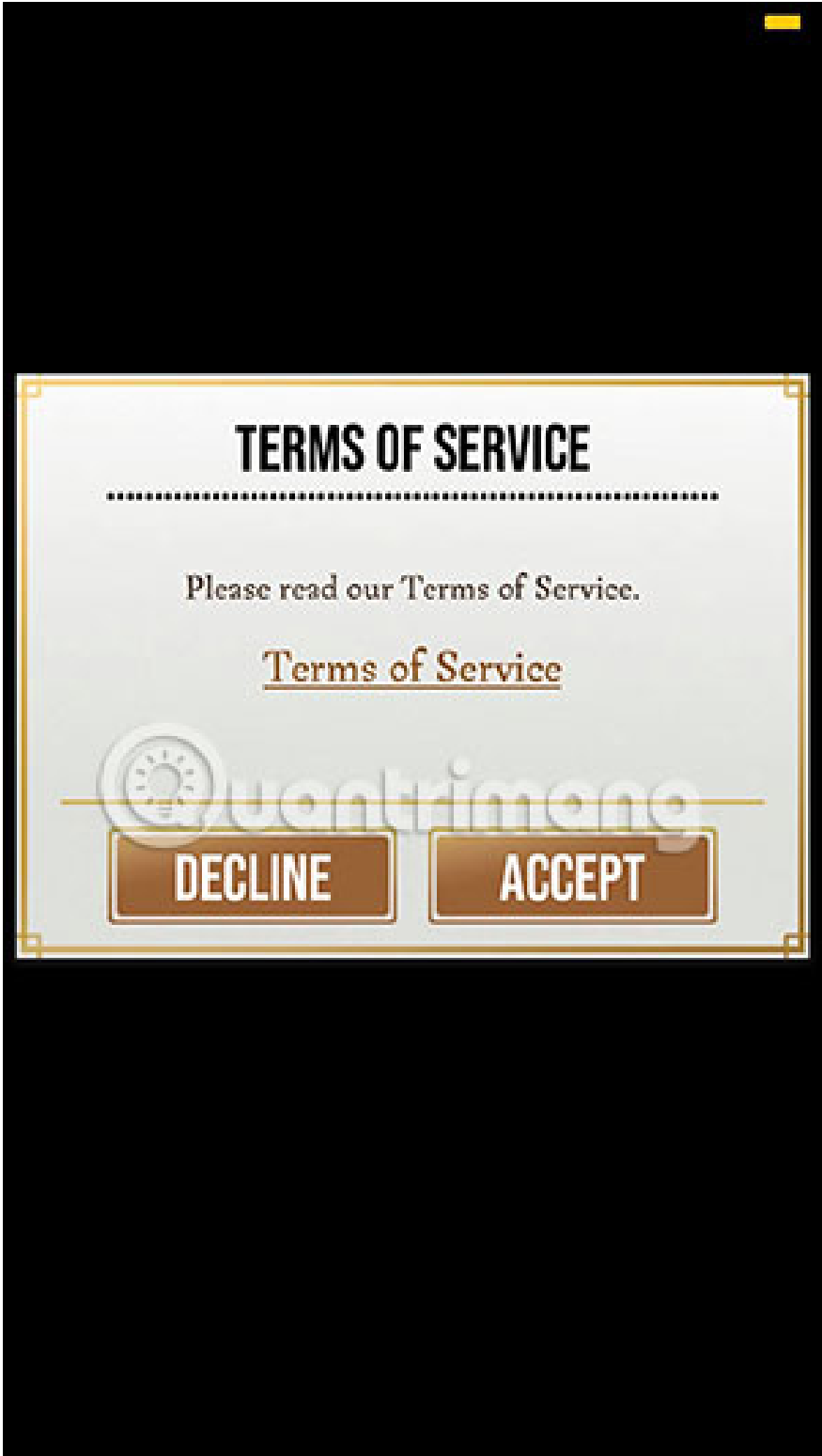
# Harry Potter WIZARDS UNITE

CREATE ACCOUNT WITH:



[PRIVACY POLICY](#)

[CAN'T SIGN IN?](#)



Next, agree with the privacy policy and allow sending information to your email with the email sharing. Click **Next**.

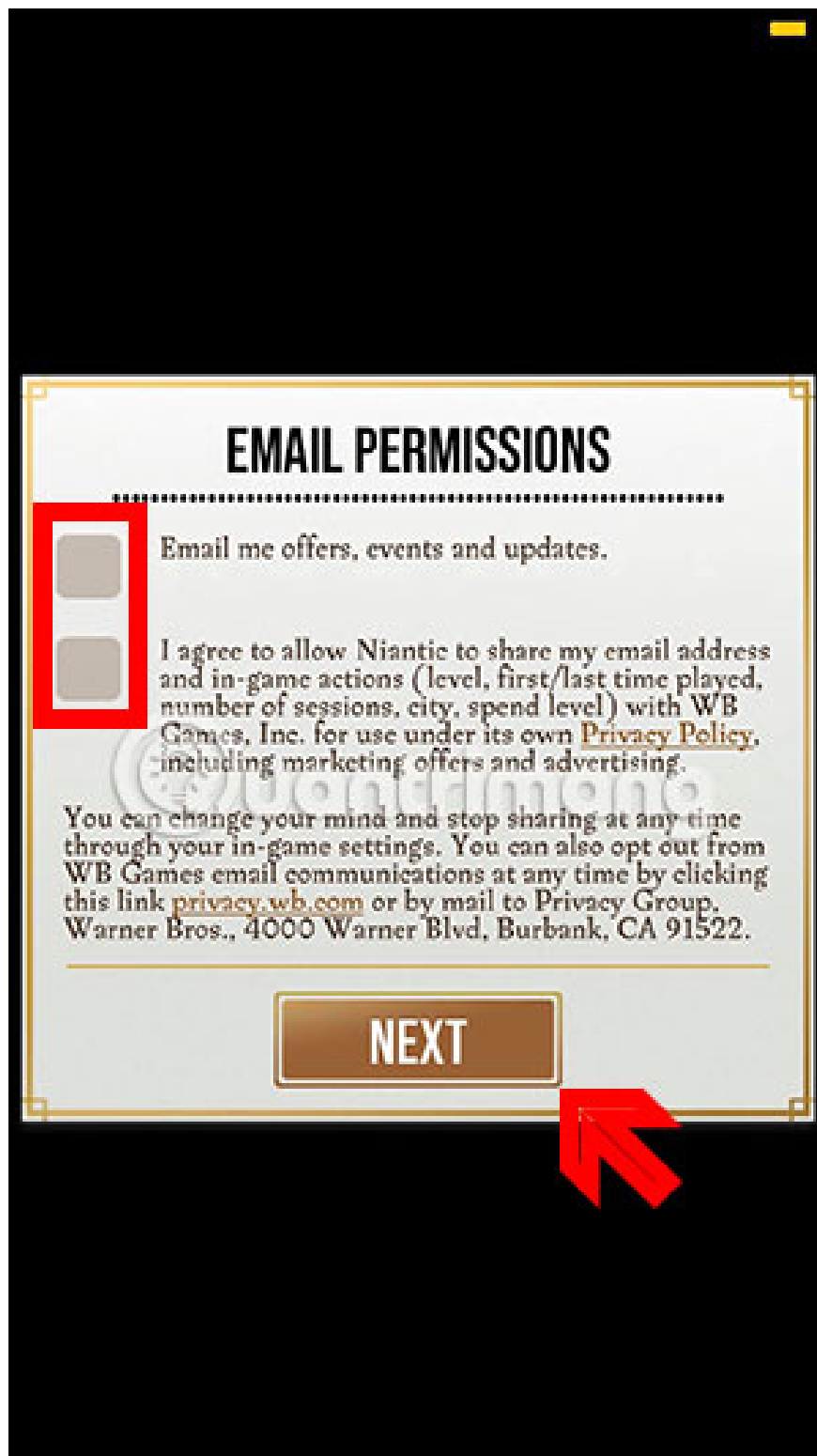
# PRIVACY POLICY

Please review the Niantic Privacy Policy for information about how we process your personal data.

[Privacy Policy](#)

OK



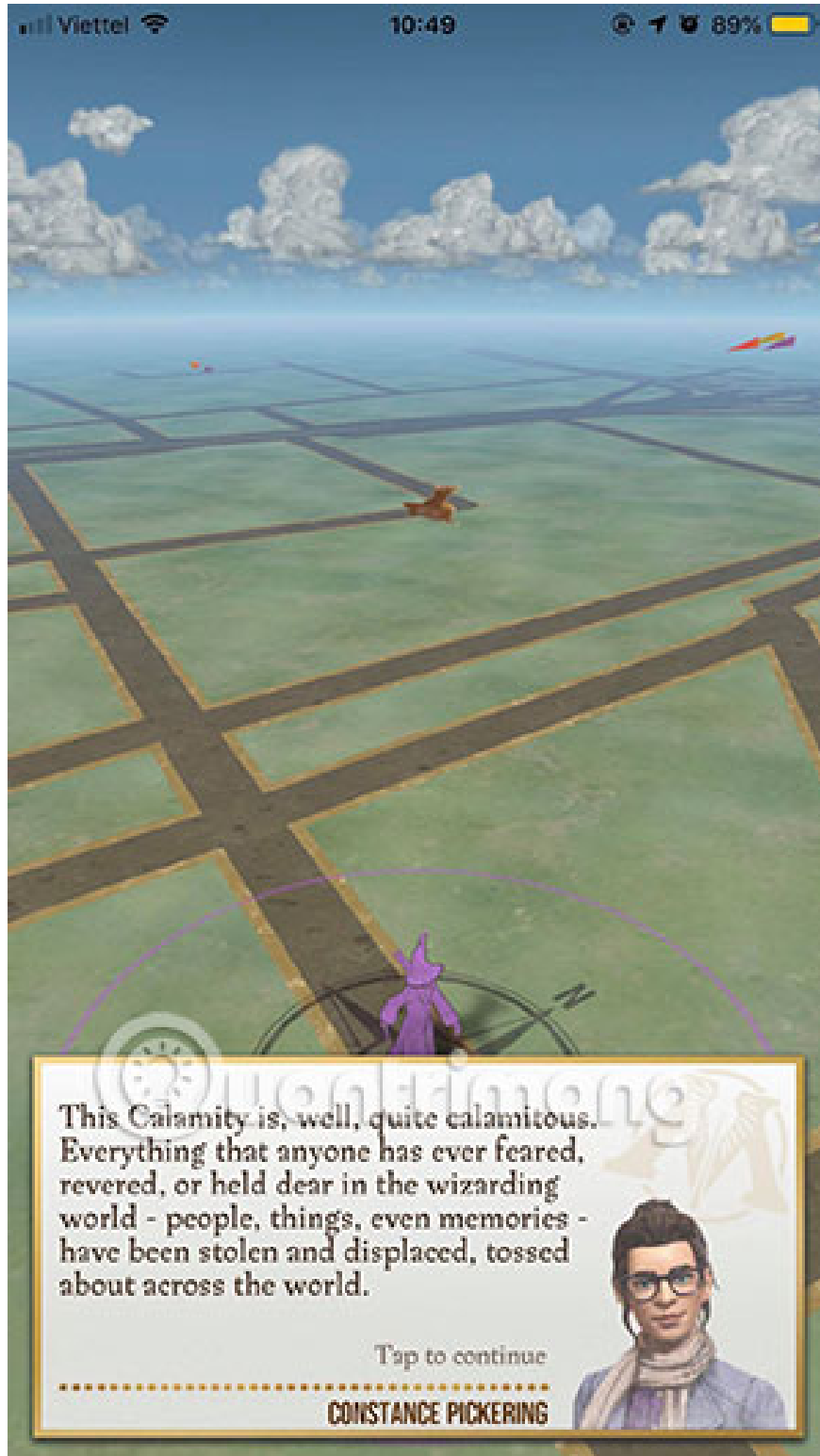


Once you have completed the private procedure you will see the Harry Potter Wizard Unite map, wait a bit and you will see the **Vounteer Registration** table, in this table, write your name. After clicking Next, go to the next information panel.





When you first enter the game of course you will get initial instructions, there will be a "guide" appear and tell you what to do. If you see any of the icons displayed below, click on it to enter the game.



This Calamity is, well, quite calamitous. Everything that anyone has ever feared, revered, or held dear in the wizarding world - people, things, even memories - have been stolen and displaced, tossed about across the world.

Tap to continue

.....  
**CONSTANCE PICKERING**





At this point, Harry Potter Wizard Unite will ask to access your camera, click agree to allow Harry Potter Wizard Unite to open your camera.

# CAMERA PERMISSION REQUESTED

Enable augmented reality to engage with magical Traces.

Allow access to your Camera?

DENY

ALLOW





When you turn on the camera and look around you will see the footprints, stand in that position and look around. You will see the character interacting with you appear on the camera, directing three dots (on the word TAP) into the correct position on the character and tap on it.




# Quantrimona

First, you'll need to search the ground to locate the Foundable. Stay alert, and make sure you have plenty of light to see.

Tap to continue

HARRY POTTER





And you will see a line drawn in blue and white as shown below, you should draw as shown in the picture to perform the action, then your character will perform the spell or act according to the proposed task .





In addition to rescuing the character, you will have to draw many times when encountering an enemy. There are many things you can still explore in the Harry Potter Wizard Unite.

So, through the download guide Harry Potter Wizard Unite above, you have the opportunity to experience this fascinating AR game on your phone. Like Pokemon Go, you must move and not be allowed to sit in one place.

You finished reading the article "**How to download Harry Potter: Wizard Unite on the phone**" edited by the [TipsMake](#) team. We hope this article has provided you with many useful tech tips and tricks. You can search for

similar articles on tips and guides. Thank you for reading and for following us regularly.

---