

# How to download Google Play Store to your computer, install Google Play on PC for free.

Check out these instructions on how to download Google Play Store to your computer, or the steps to install Google Play services on your PC. This will allow you to install and use many Android apps and games directly on your computer without worrying about battery drain, damaging your device, and most importantly, enjoying a larger screen experience.

To **download and install Google Play Store on your computer** , you need to use **an Android emulator** . When it comes to Android emulators , users will immediately think of **BlueStacks** , a software with good performance that runs powerfully on computer operating systems, providing a smooth and lag-free experience. Therefore, Taimienphi will guide you on how to download Google Play Store to your computer using the BlueStacks emulator.



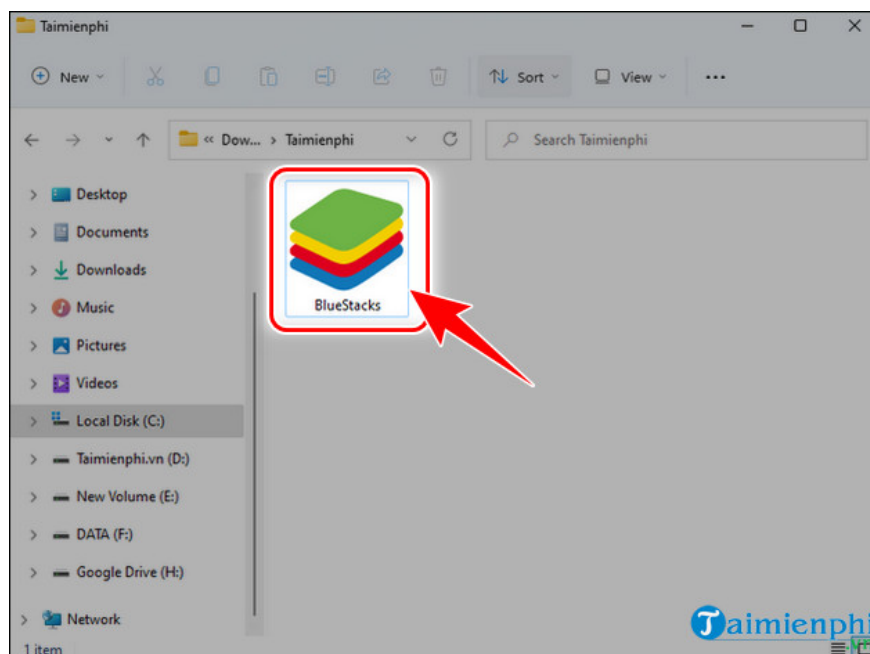
**Tips for downloading and installing Google Play Store on your computer using the BlueStacks Android emulator.**

***Instructions on how to download and install CH Play on your computer.***

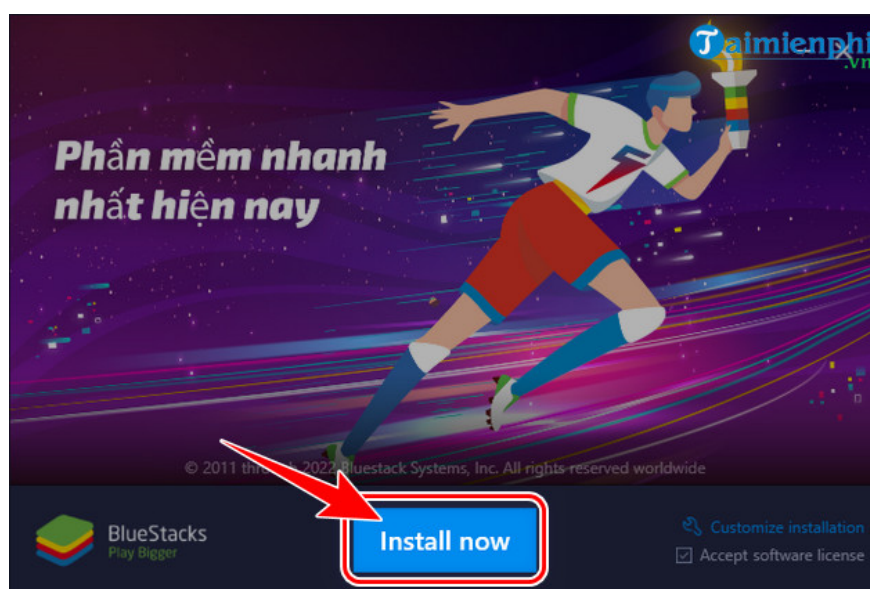
*Step 1:* Download the BlueStacks Android emulator via the link below.

- Link to download the latest version of **BlueStacks**

*for PC Step 2:* Click the **BlueStacks** download file on your computer.



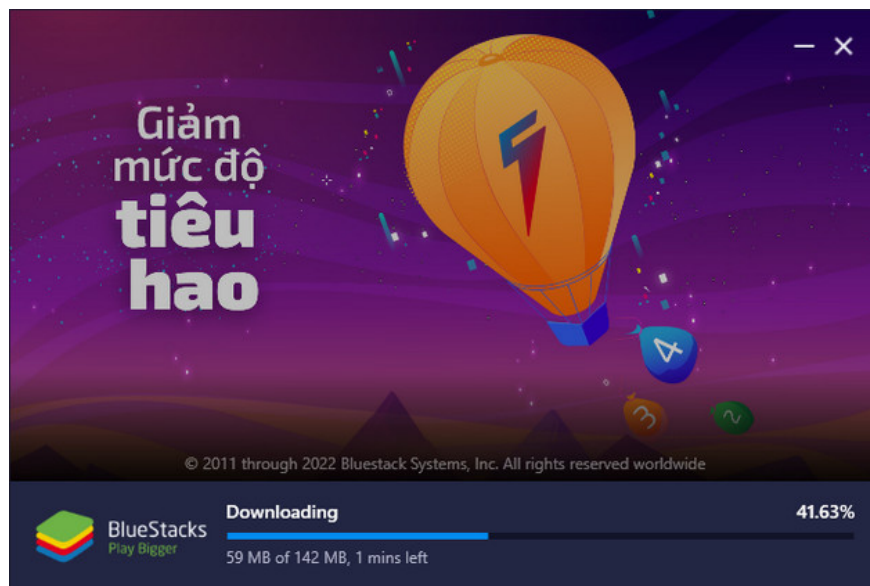
Step 3: Click **Install Now** to begin installing BlueStacks on your computer.



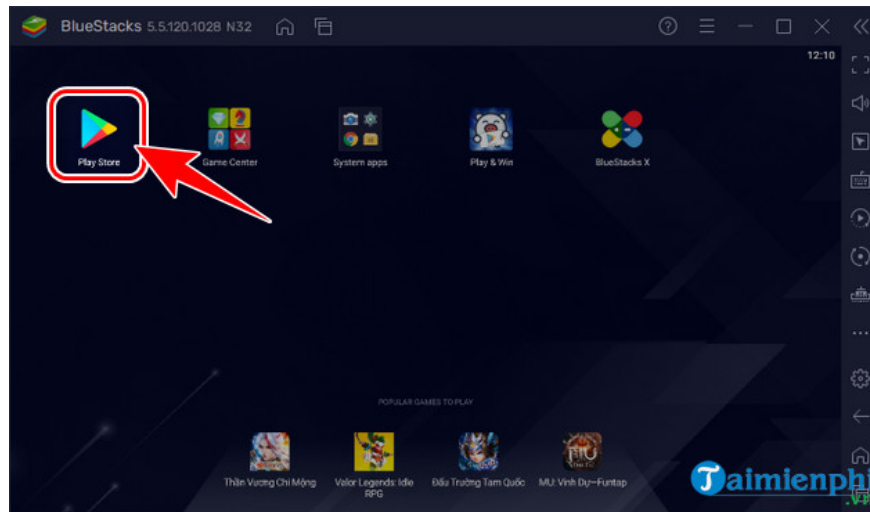
- Alternatively, you can choose **Customize Installation** to change the installation location of BlueStacks on your PC. Click **Change Folder** => select the location to save the file => click **Install Now** .



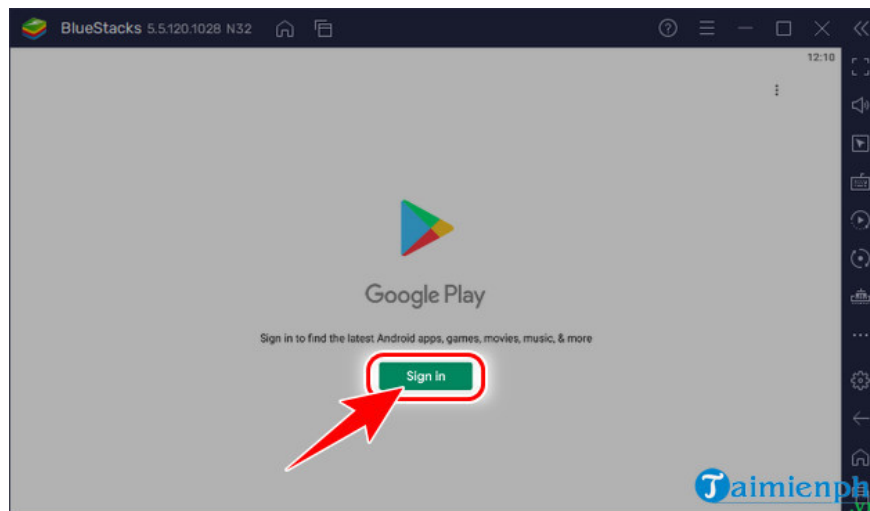
- The download and installation process takes a few minutes; you can do other things while you wait.



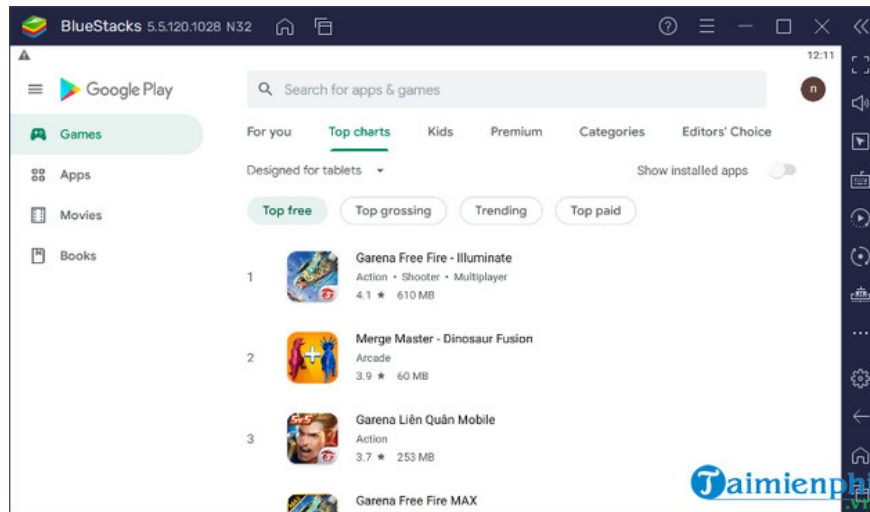
*Step 4:* After the installation is complete, go to **the Play Store** and access CH Play.



*Step 5:* Click **Sign In** to log in with your **Google** or **Gmail** account , then go to **the Play Store** on your computer. If you don't have an account, click **Create an Account** (refer to the instructions below if you don't know how to do this).



- The Google Play Store interface on a computer will look like the illustration below; you can search for and install apps just like on a phone or tablet.



With just the 5 simple steps above, you can **download CH Play to your computer** using an Android emulator. Now you can easily download any app or game you like from the Google Play Store. If you have any questions, please contact Taimienphi via the comments below.

You finished reading the article "**How to download Google Play Store to your computer, install Google Play on PC for free.**" edited by the [TipsMake](#) team. We hope this article has provided you with many useful tech tips and tricks. You can search for similar articles on tips and guides. Thank you for reading and for following us regularly.