

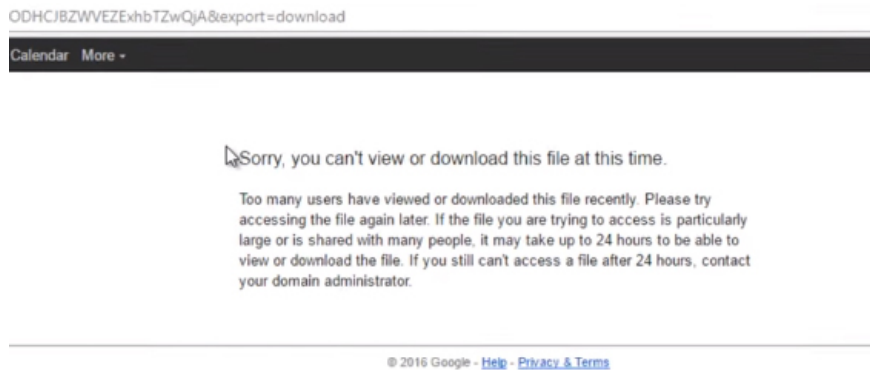
How to download files on Google Drive when the download limit is exceeded

When downloading files on Google Drive, users often encounter errors that cannot download files because they have exceeded the download limit. At that time, you must return to download the file after 24 hours.

One of the errors when users download files on Google Drive is that the file has exceeded the download limit and users have to return within 24 hours. This error message occurs because too many people download the file via the link on Google Drive at the same time, leading to a limited number of people downloading. So how can I download files on Google Drive in case of being notified of such download limits? Please follow the tutorial below

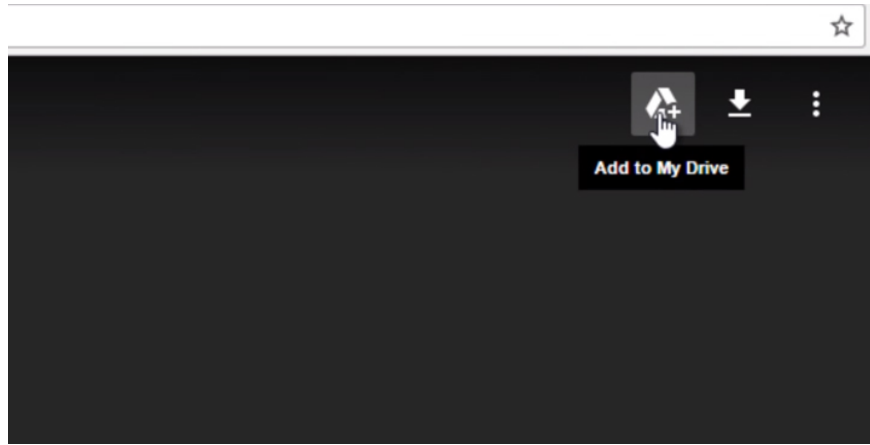
1. The tips should know with PDF files on Google Drive
2. Don't miss these 9 useful Google Drive tricks!
3. Recover deleted data on Google Drive

The error message to download the restricted file will be as shown below.




Step 1:

At the file download interface on Google Drive, we will click on **the Google Drive - Add to My Drive icon** in the top right corner. This will put the file into the user's personal Google Drive account.

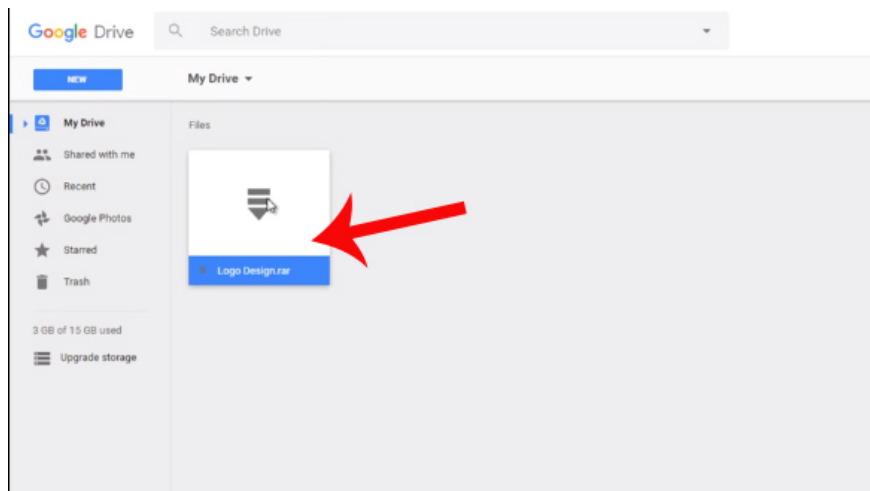


If the message like the image below means we have successfully added the file to the Google Drive account.

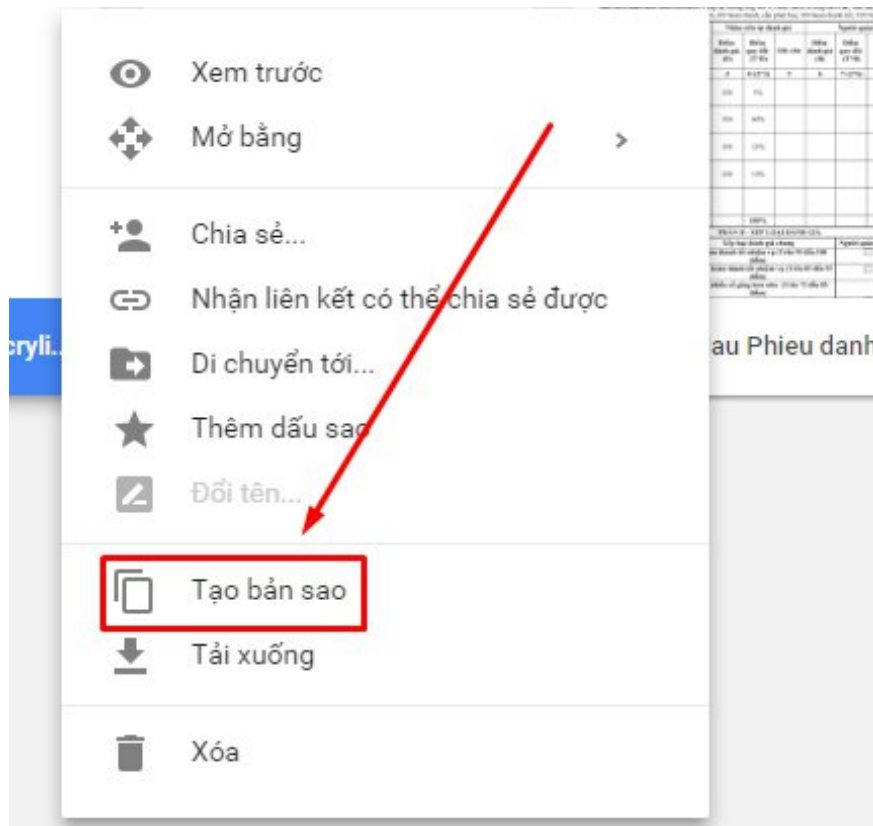


Step 2:

Now you access your personal Google Drive account. We will see the newly added file.

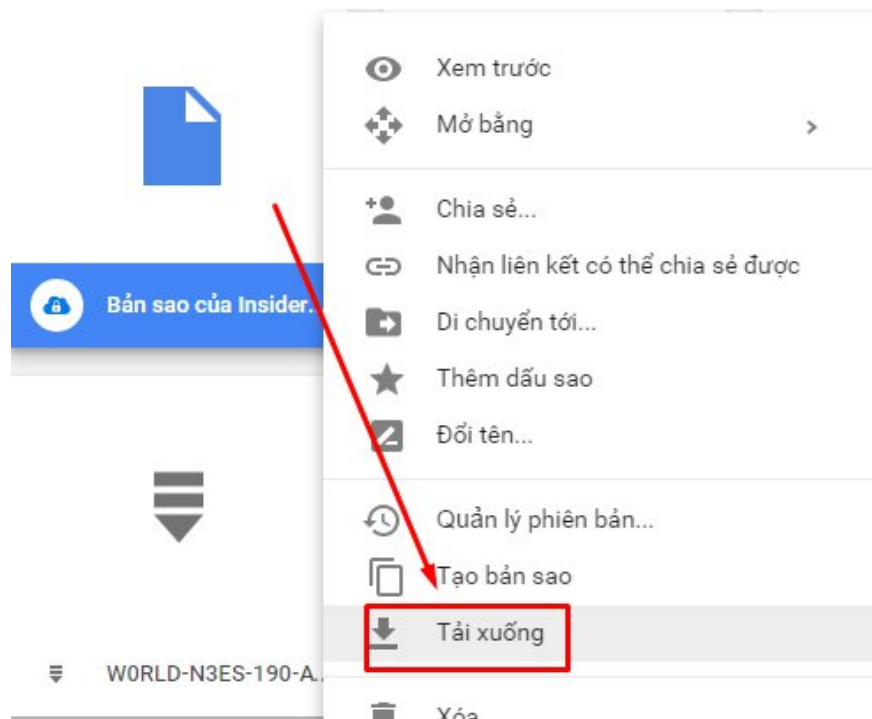


You right-click on the file and select **Create copy** (Make a Copy).



Step 3:

Soon we have created a copy of that file on Google Drive. You just need to right-click the copy and then click **Download** (Download).



Very simple and easy to implement, right? So with just a few simple steps, you can download files on Google Diver when you report errors that exceed the download limit, without having to wait up to 24 hours as in the notification.

I wish you all success!

You finished reading the article "**How to download files on Google Drive when the download limit is exceeded**" edited by the [TipsMake](#) team. We hope this article has provided you with many useful tech tips and tricks. You can search for similar articles on tips and guides. Thank you for reading and for following us regularly.