

# How to download files on DownZemAll for free

DownZemAll is a file downloading software similar to IDM but completely free with many useful features that the software brings.

IDM is a popular download and use software. Besides, there are many downloaders that have similar features to IDM, which are completely free like DownZemAll. This software supports you to download files at the same time via download links, or install utilities to install when browsing. DownZemAll has a simple interface, so users absolutely easy to use, as well as experience its features. The following article will guide you how to use DownZemAll to download files on your computer

## Instructions for using DownZemAll to download the file

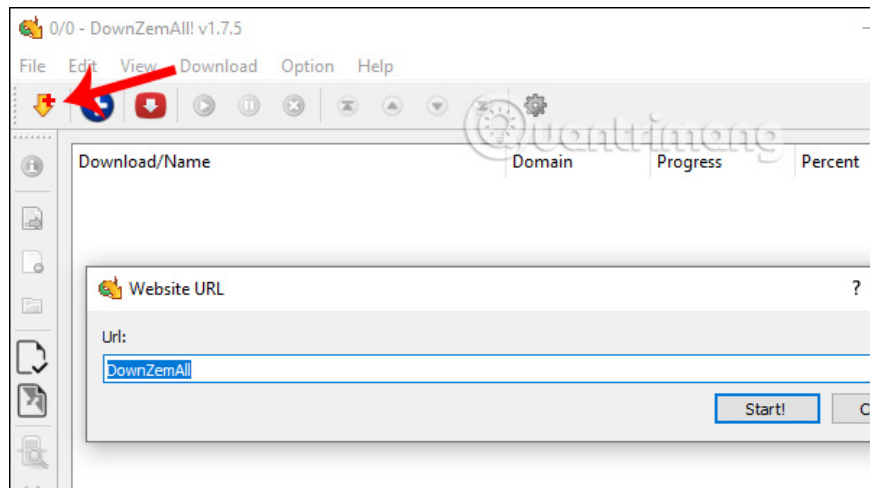
### Step 1:

We visit the link below to download DownZemAll for the computer operating system being used, including Windows, Linux and MacOS. You then proceed to the installation as usual.

<https://setvisible.github.io/DownZemAll/category/download.html>

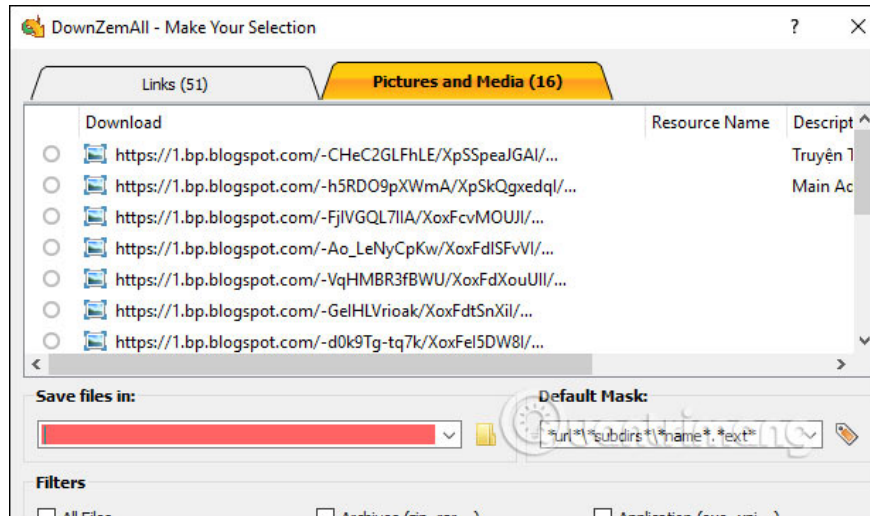
### Step 2:

To download a batch file, first click on **the yellow arrow icon** . Now display the interface for you to **enter the website link** you **want to download** the content on the website, then click **the Start button** to start checking the link.



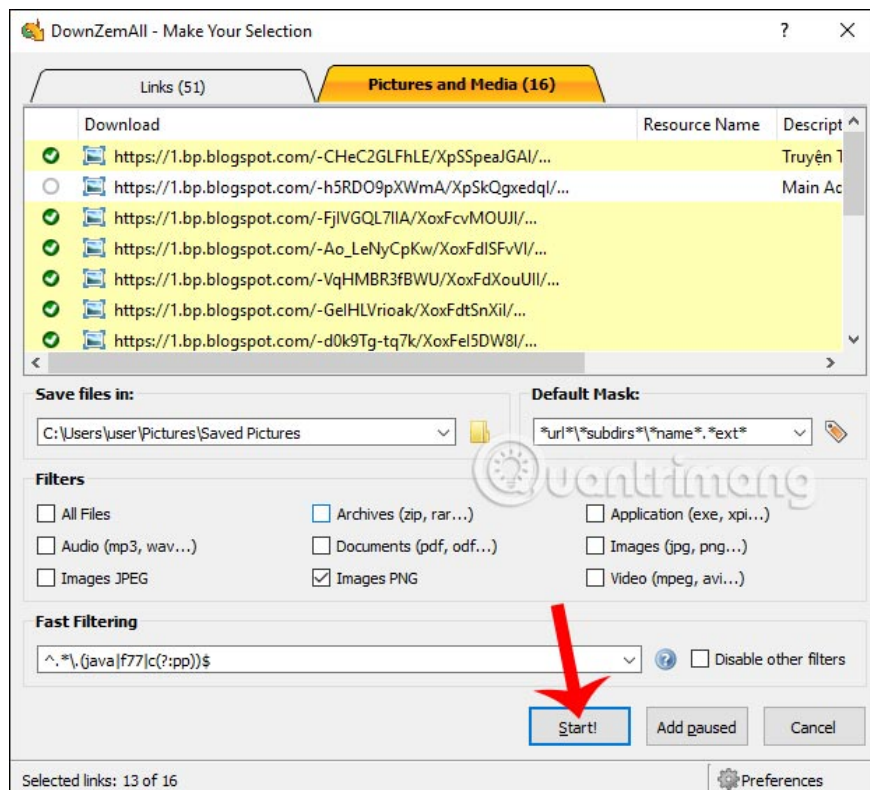
### Step 3:

After the software checks the link and finds the file to download, click **the Pictures and Media tab** to view the file.

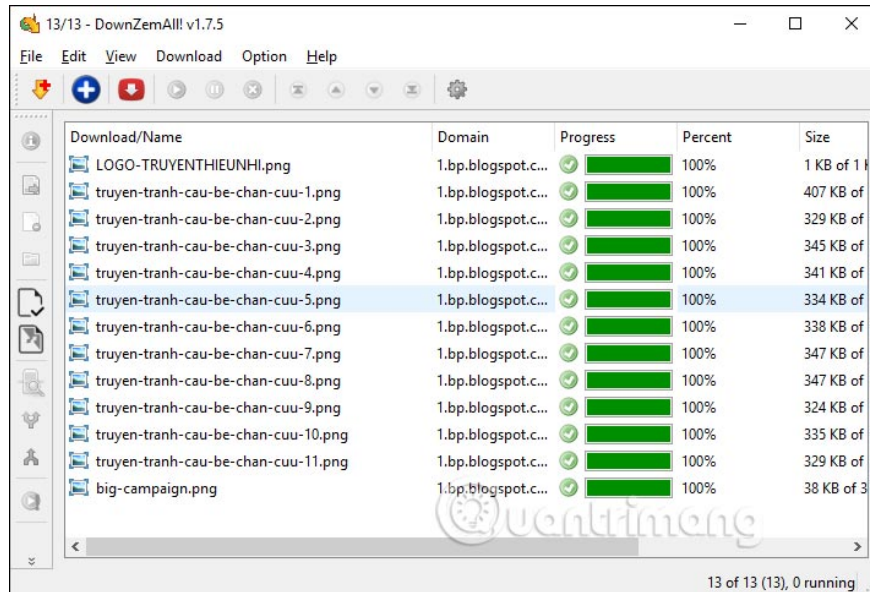


### Step 4:

Now to **find the file formats that users want to download**, select the file type in **the Filters section**. Then click **the folder icon at Save files in** to select a directory to save the downloaded file. Finally click **Start** below to download now or click **Add pause** to add to the waiting list.

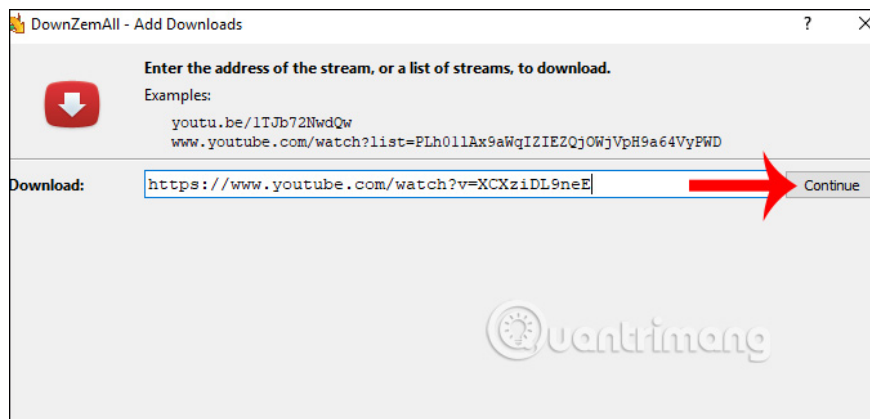


The download process takes place right after. Once the file has finished downloading, a notification will be displayed at the bottom right of the screen. The downloaded file will save to the directory of your choice and show the download status as below.



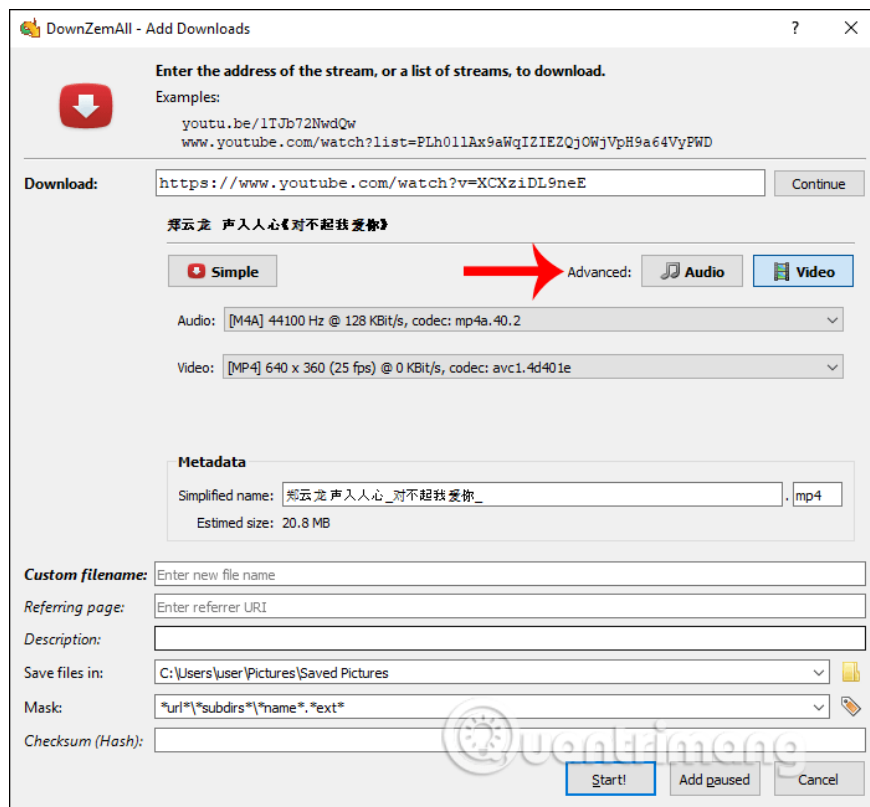
### Step 5:

In addition to downloading the file as usual, the DownZemAll software also supports downloading YouTube videos. Click **the red download icon** to display the interface to **paste the YouTube video URL** . Click **Continue** to continue.



### Step 6:

Display interface for us to set video download. DownZemAll allows you to download videos or download audio from YouTube videos. Next, you adjust the video quality or download video quality level minimalist (Simple). Click the folder icon to choose where to save. Finally click Start to download YouTube videos.



You finished reading the article "**How to download files on DownZemAll for free**" edited by the [TipsMake](#) team. We hope this article has provided you with many useful tech tips and tricks. You can search for similar articles on tips and guides. Thank you for reading and for following us regularly.