

How to download data from Apple ID to computer

Apple has allowed users to download personal data of Apple ID accounts that the company collects.

Recently, Apple launched the Data and Privacy website, which allows users to download information in their Apple ID account that the company has collected. Actually allowing users to download personal data has been on Google and Facebook for a long time.

The data you can know includes Apple ID information, devices, works on the App Store, AppleCare history, online shopping preferences and all data stored on iCloud or warranty history at AppCare. The Apple ID Data and Privacy Data and website features only operate in Europe, in order to comply with the European Union (EU) Universal Data Protection (GDPR). Other areas will be deployed in the coming time.

1. How to change Apple ID password?
2. Errors when using iCloud account (Apple ID)
3. Guide to check battery level of iPhone, iPad 100% accurate data by analyzing Apple

Instructions for downloading personal data on Apple ID

Step 1:

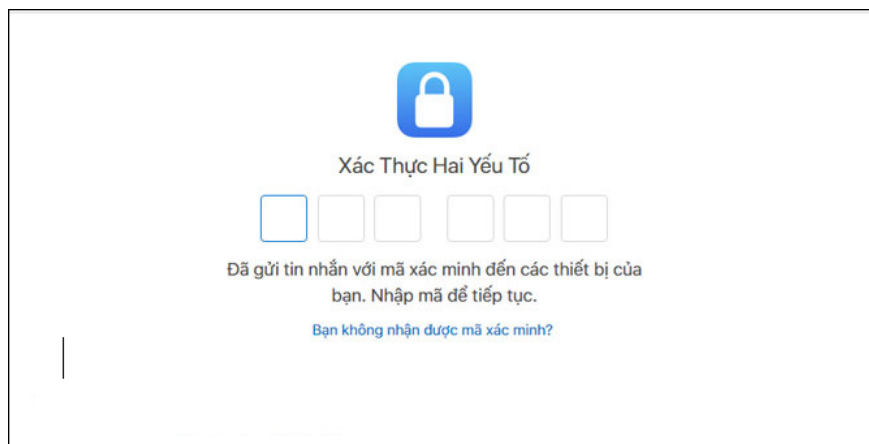
You access the Apple Data and Privacy page according to the link below and log in to your Apple ID account to download data.

1. Apple Data and Privacy page



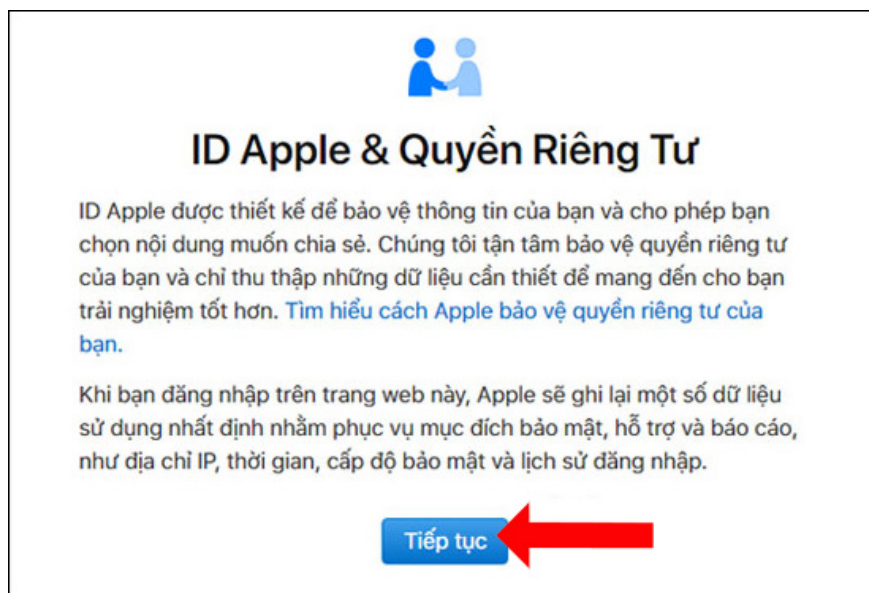
Step 2:

Then there will be a 6-digit code sent to the device using the Apple ID account you just entered above. Please enter the confirmation code in the interface as shown.

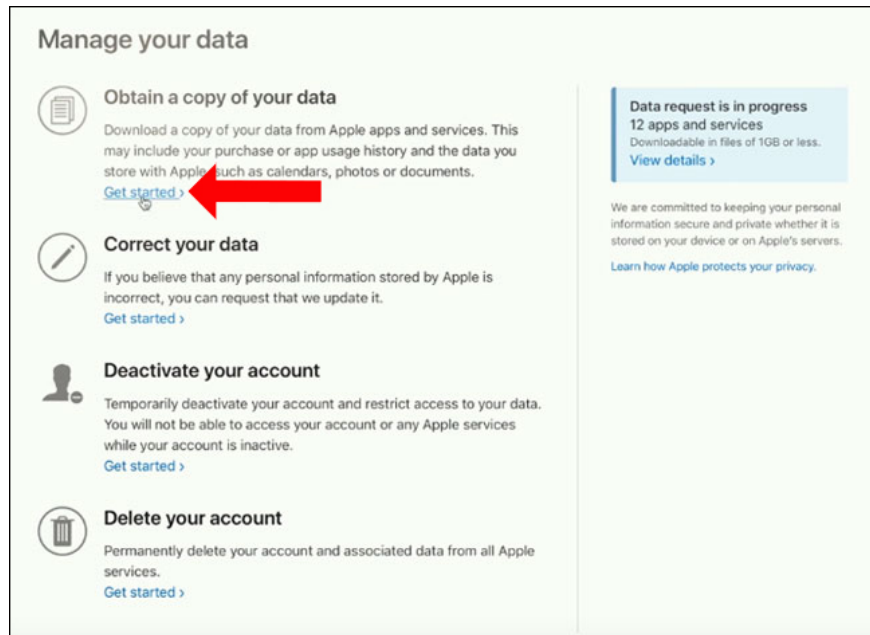


Step 3:

A new interface appears and click on **the Continue button** below at the Apple ID & Privacy section.



In the Manage your data interface, in the **Obtain a copy of your data section** , click **Get Started** .



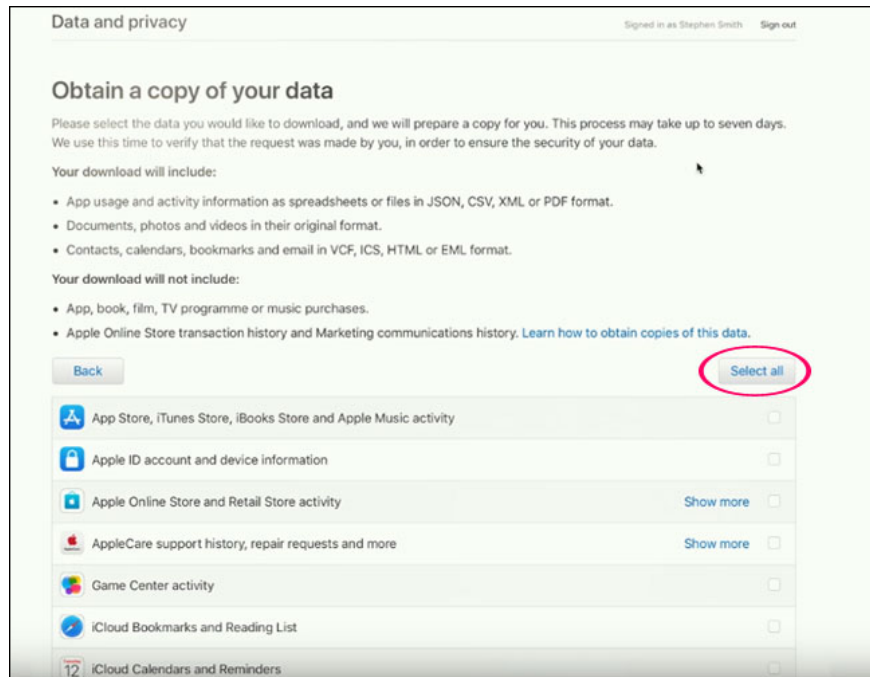
Step 4:

Click on **Select All** to select all the data you want to download, or you can customize your own data by selecting each item. The downloaded data will include the following information:

1. Operation information and application usage in the form of spreadsheets or files in JSON, CSV format or PDF format.
2. Documents, photos and videos in original format.
3. Contacts, calendars, bookmarks and emails in VCF, ICS, HTML or EML format.

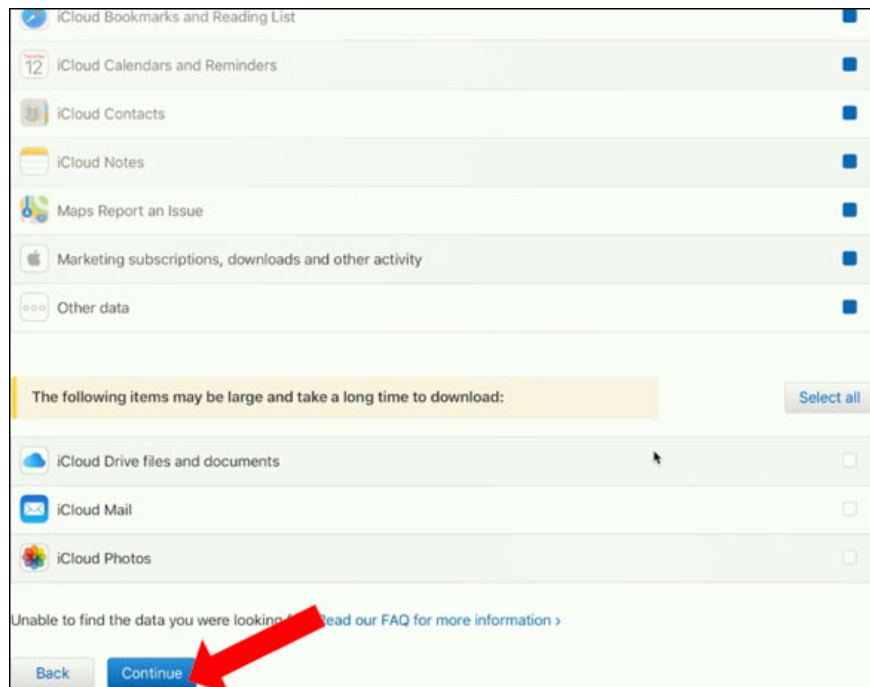
Data not collected include:

1. Purchased apps, books, movies, TV shows or music
2. Transaction history of Apple Online Store and Marketing communication history.



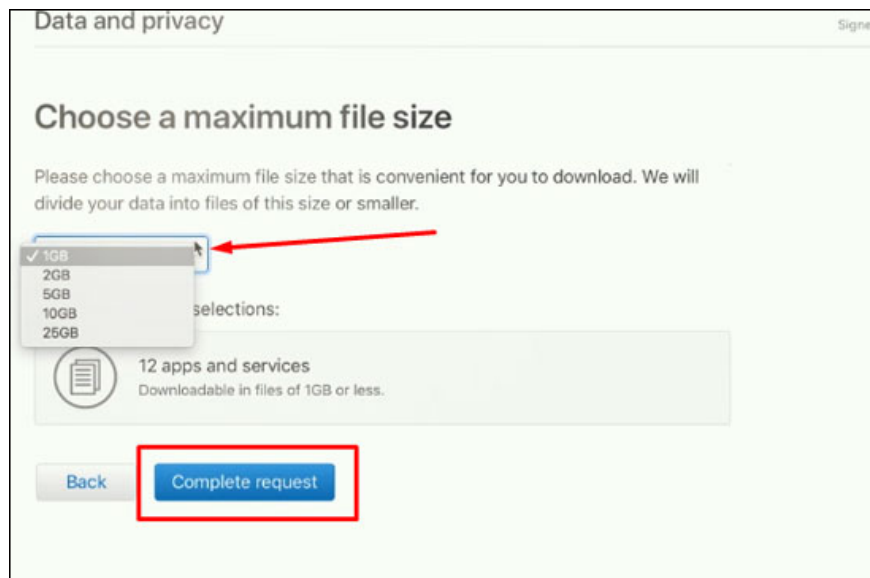
Continuing below Apple will split into different data, above the low-capacity files, from below the line The following items may be large and take a long time to download are large and necessary items. time to download. This section mainly consists of images, emails, documents saved on iCloud.

Click **Continue** below to continue.



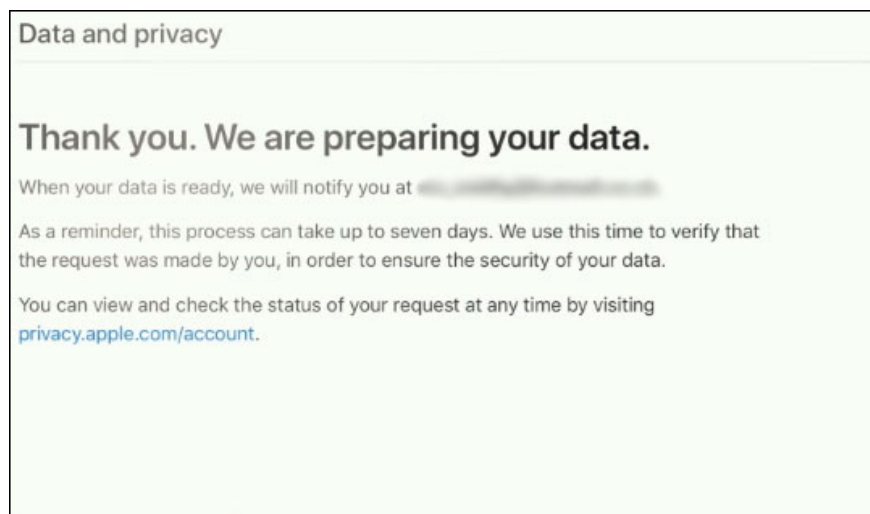
Step 5:

Users will be selected for file size to conveniently download data, ranging from 1 GB to 25 GB.



So when the data is ready to download, Apple will send a notification to you via email logged on the page. Receiving notifications will wait for about 1 week after requesting data download. Apple will verify that your account is properly requested for download to ensure data security.

There will also be an announcement on Apple in the process of checking your account data.



With the deleted information, users cannot download the data. Besides the ability to download personal data, Apple also offers the option to delete your information. It will also take up to 1 week for the company to approve the request.

See more:

1. Instructions on how to send a request to Apple to check the iPhone battery remotely, do not need to go to a service center
2. Activate 2-layer verification to secure your Apple ID account
3. How to back up data on Apple Watch

I wish you all success!

You finished reading the article "**How to download data from Apple ID to computer**" edited by the [TipsMake](#) team. We hope this article has provided you with many useful tech tips and tricks. You can search for similar articles on tips and guides. Thank you for reading and for following us regularly.
