

How to download CH Play for Samsung phones, install Google Play APK

Sometimes, during use, you might accidentally delete the Google Play Store download or not find it in your Samsung phone's app store. Don't panic, you can download and install Google Play Store on your Samsung phone with just a few basic steps; it's not difficult at all.

Installing Google Play Store on a Samsung device isn't difficult. If, for some reason, your device doesn't have it pre-installed, please refer to the following instructions on how to **download and install Google Play Store on Samsung**.



Download Play Store for Samsung

Benefits of installing Google Play Store on Samsung devices.

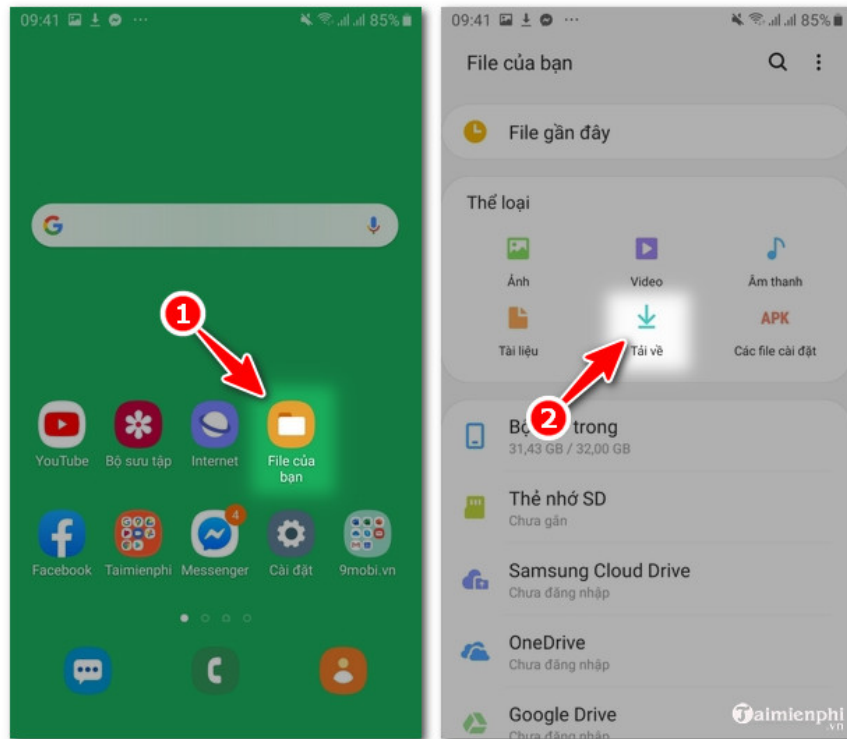
- Download many free apps and games
- Supports all Samsung smartphone models, both old and new
- All content is clean and quality-checked
- User-friendly interface, divided into many themes for easy searching.

Instructions on how to download CH Play for Samsung and install Google Play.

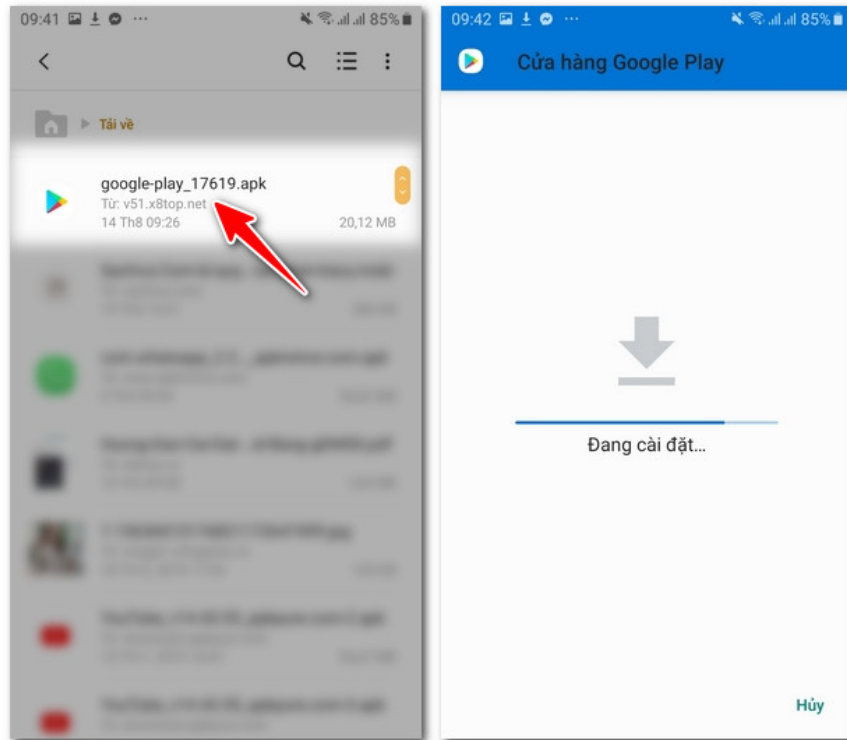
Samsung users can install the Play Store on their devices without needing to enable unknown sources to install APK files, unlike other Android models.

Step 1: Download the Google Play APK installation file [here](#).

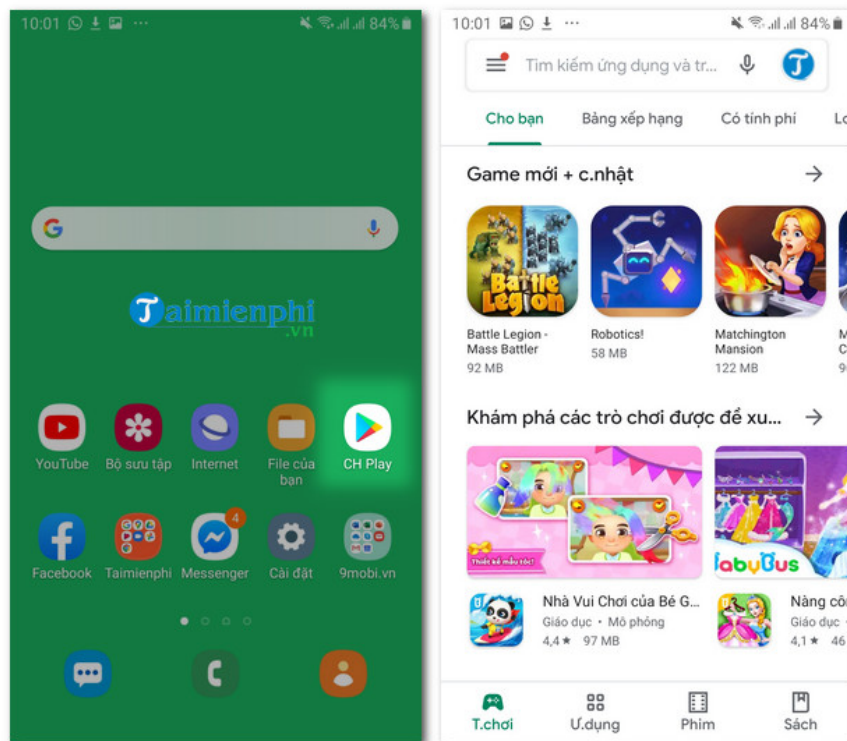
*Step 2: Open your file manager and tap the **Downloads** folder on your device.*



*Step 3: Find the downloaded **Google Play APK** file and tap on it to begin the installation.*



After downloading and successfully installing Google Play for Samsung, the screen will display as shown in the illustration below.



To install Android apps on your computer, you need a Google Play Store library similar to the one on Android phones. By using an Android emulator like BlueStacks, this process becomes easier than ever.

So, Taimienphi has just guided you on how to download Google Play Store for Samsung. From now on, you can freely download and install your favorite apps and games on your phone easily and conveniently without worrying about security issues anymore. However, you need to create a Google Play account and log in to your Google account on Google Play Store using your Android phone first.

You finished reading the article "**How to download CH Play for Samsung phones, install Google Play APK**" edited by the [TipsMake](#) team. We hope this article has provided you with many useful tech tips and tricks. You can search for similar articles on tips and guides. Thank you for reading and for following us regularly.