

# How to download Brain Out on the computer, install Brain Out on the computer

With the Brain Out version on the computer, you will not be limited by the battery capacity when playing Brain Out on the phone and have more time to think and answer questions.

Brain Out, a logical puzzle game that causes many players to have a headache to be able to find answers to extremely difficult questions in the game. And it takes so much time, so sometimes the battery capacity of smartphones does not help you continue the journey to find answers to Brain Out questions.

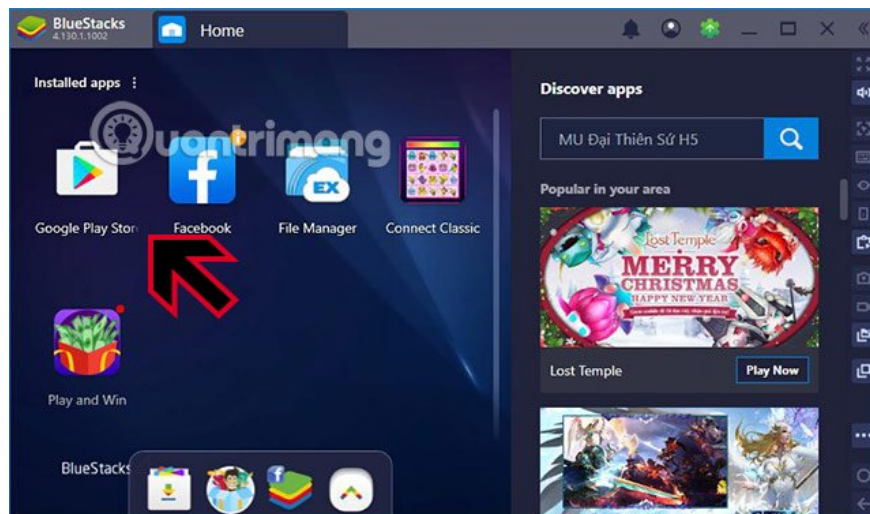
So play Brain Out on your computer, if you have never thought of downloading and installing Brain Out on your computer, please refer to the instructions below to download Brain Out for your PC.

1. Brain Puzzle answers level 1 - 100 (updated continuously)
2. Game Stump Me from level 1 - 50
3. Collection of funny and funny riddles with answers

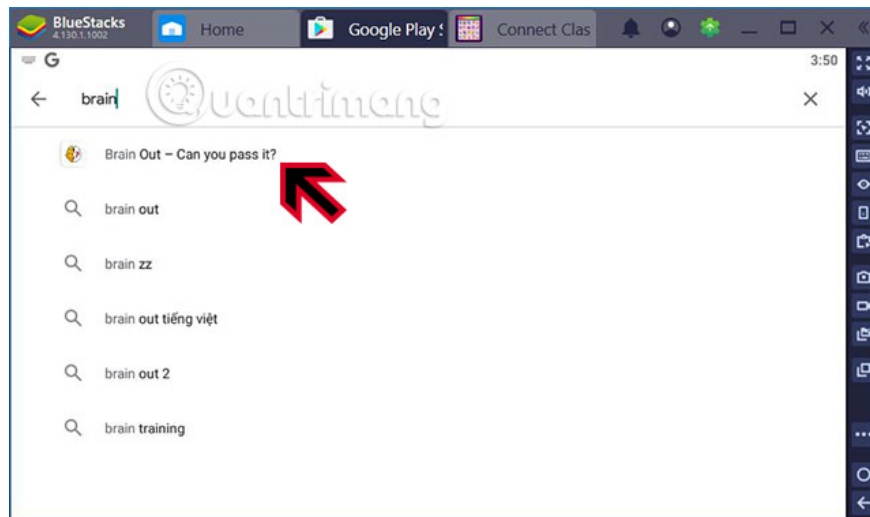
## Instructions to install Brain Out on PC

**Step 1:** Start with the BlueStacks emulator on your computer, or you can use any other Android emulator you are using and select **Google Play Store**.

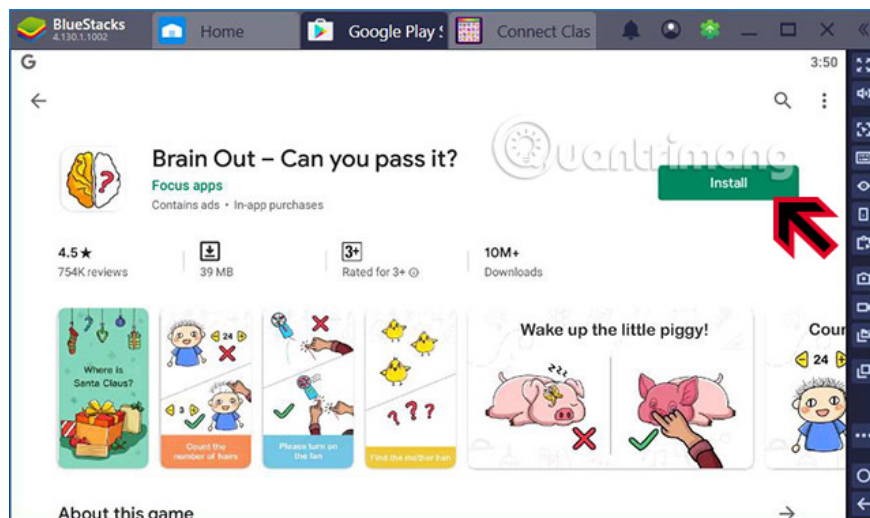
Download BlueStack PC



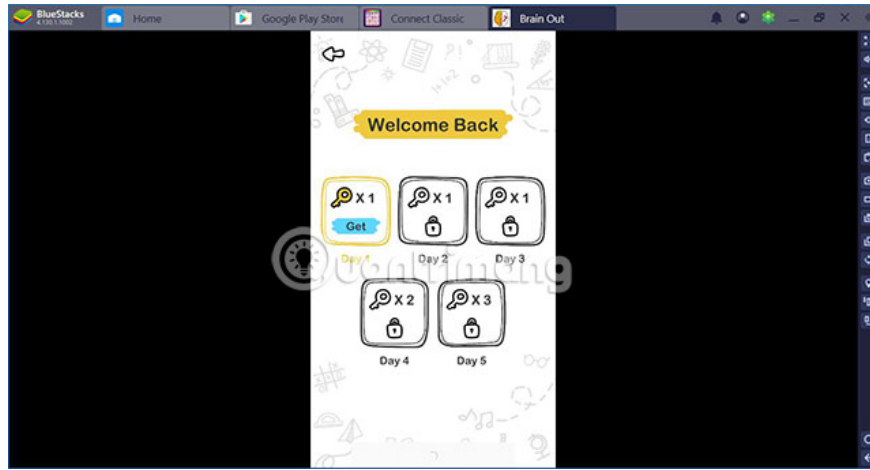
**Step 2:** Then type the keyword Brain Out in the application search bar, select the result of **Brain Out - Can you pass it?**



**Step 3:** Then click **Install** to install Brain Out, wait a while for the game to download and install.



With Brain Out PC version, the default language will be English, just press the key to enter level 1.




Then click on the settings icon in the upper left corner.



Find the biggest one

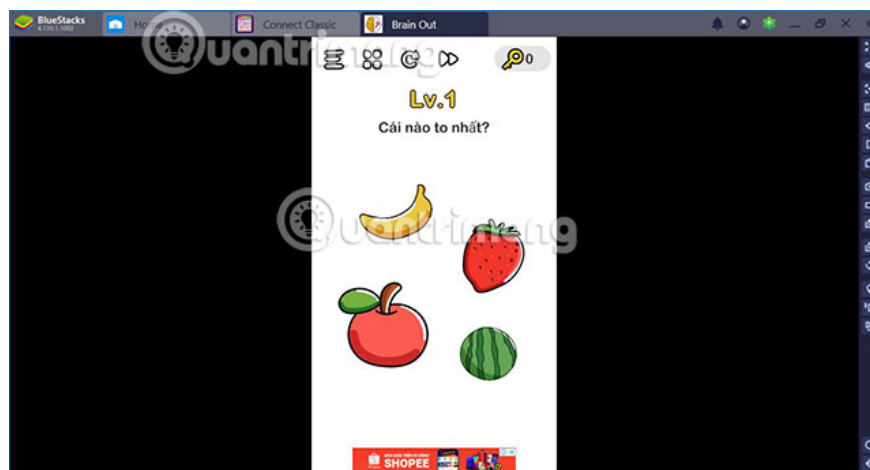
Next, select English in the upper right corner.



Then choose Vietnamese.



Okay, now your Brain Out PC has been translated into Vietnamese.



Hopefully, downloading and installing Brain Out on the computer in this article will give you more time to think about the questions in the game.

You finished reading the article "**How to download Brain Out on the computer, install Brain Out on the computer**" edited by the [TipsMake](#) team. We hope this article has provided you with many useful tech tips and tricks. You can search for similar articles on tips and guides. Thank you for reading and for following us regularly.