

How to download applications larger than 200 MB with 3G / 4G on iPhone

For those who use 3G / 4G regularly on the iPhone, we will probably see App notifications greater than 200 MB when downloading applications on the App Store. Today, 3G / 4G is quite popular and unlimited data plans are more affordable, the need to download heavy applications via 3G / 4G connection is essential.

For those who use 3G / 4G regularly on the iPhone, we will surely see the message "App greater than 200 MB" when downloading applications on the App Store. Today, 3G / 4G is quite popular and unlimited data plans are more affordable, the need to download heavy applications via 3G / 4G connection is essential. How to download applications larger than 200 MB? Invite you to read along to follow the tips in the article below!

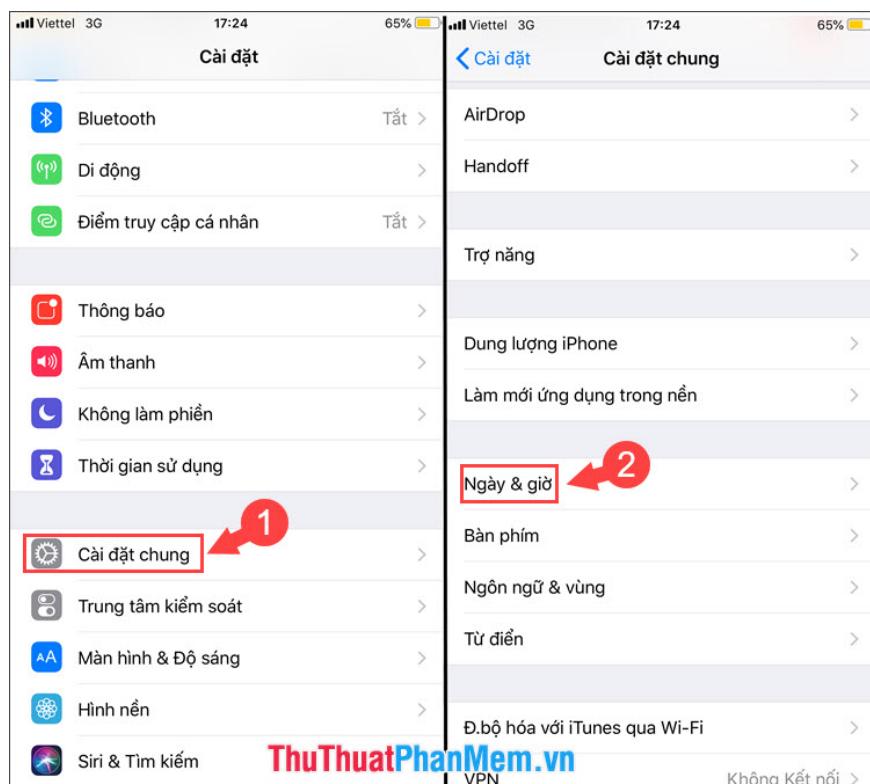


1. On iOS 12 and earlier

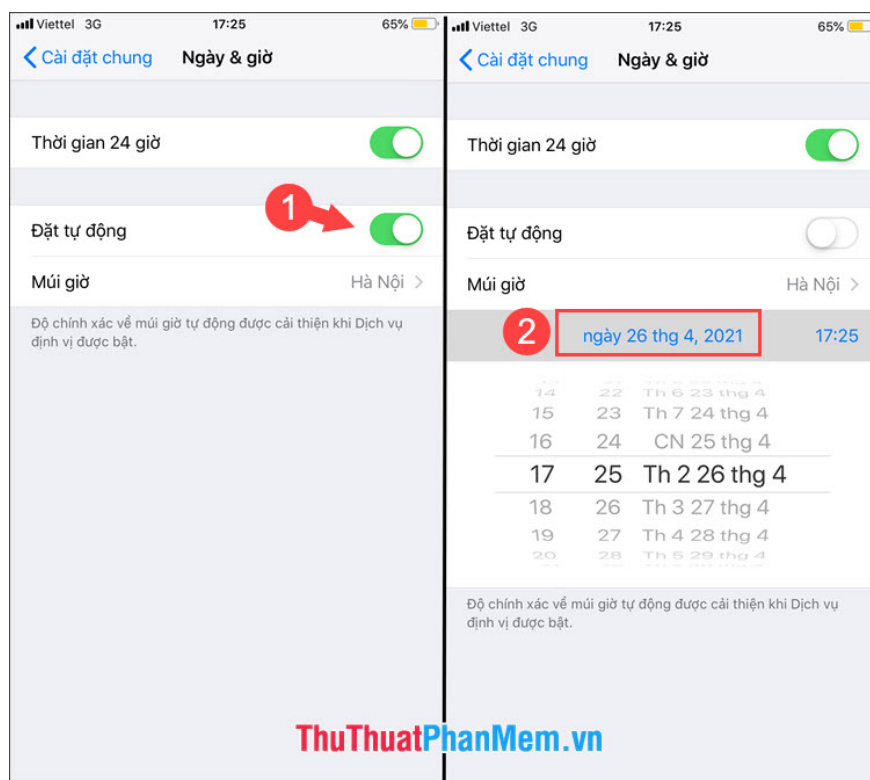
Step 1: When an **App greater than 200 MB** appears, touch OK to dismiss the message and press the **Home** key to return to the home screen.




Step 2: You open **Settings** => **General settings** (1) => **Date & time** (2) .



Step 3: You touch the **Auto set** (1) to set the time manually. Next, you adjust the date to deviate by 1 year (2) .



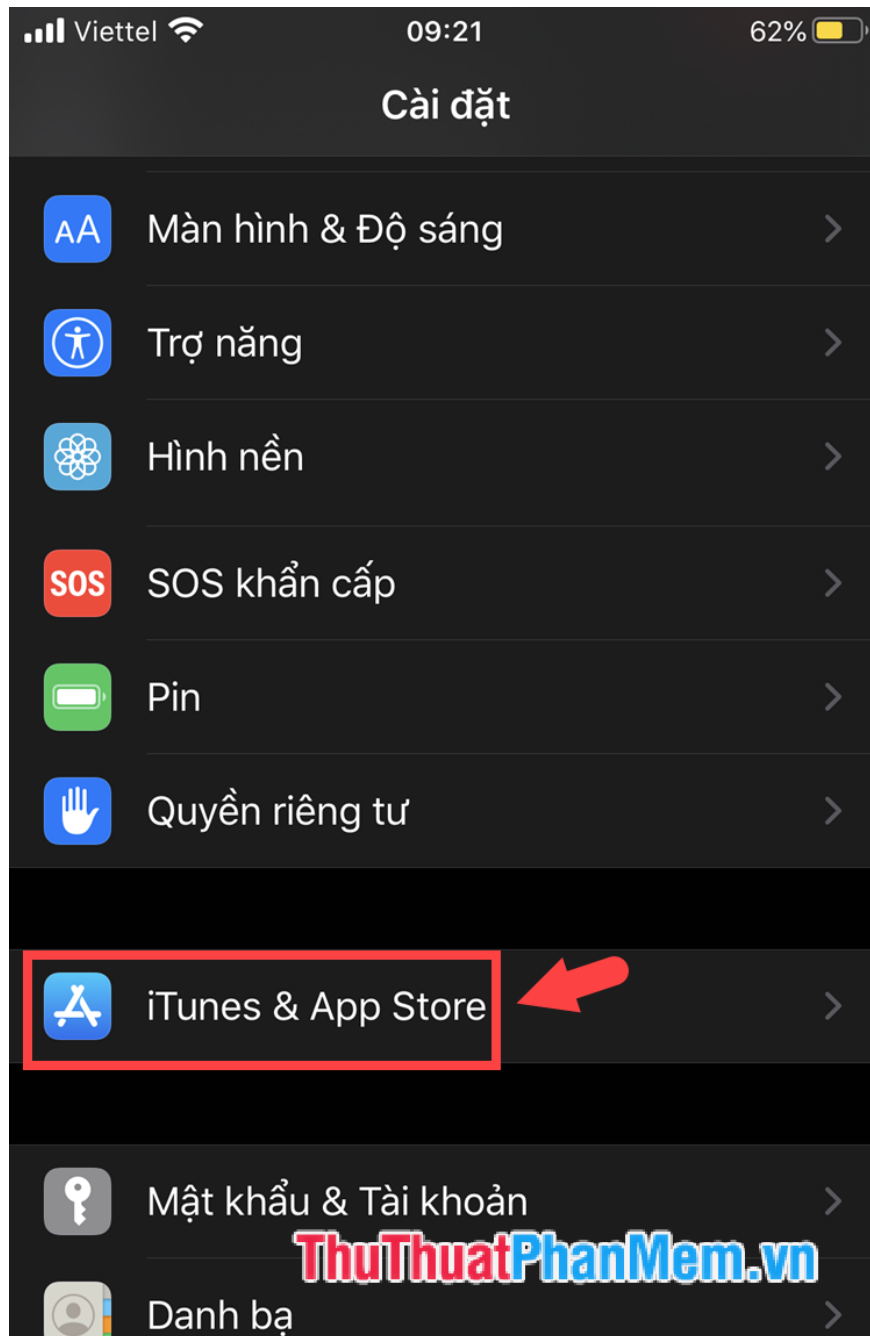
Then you exit and see the results. Applications that continue to download without error are considered successful.



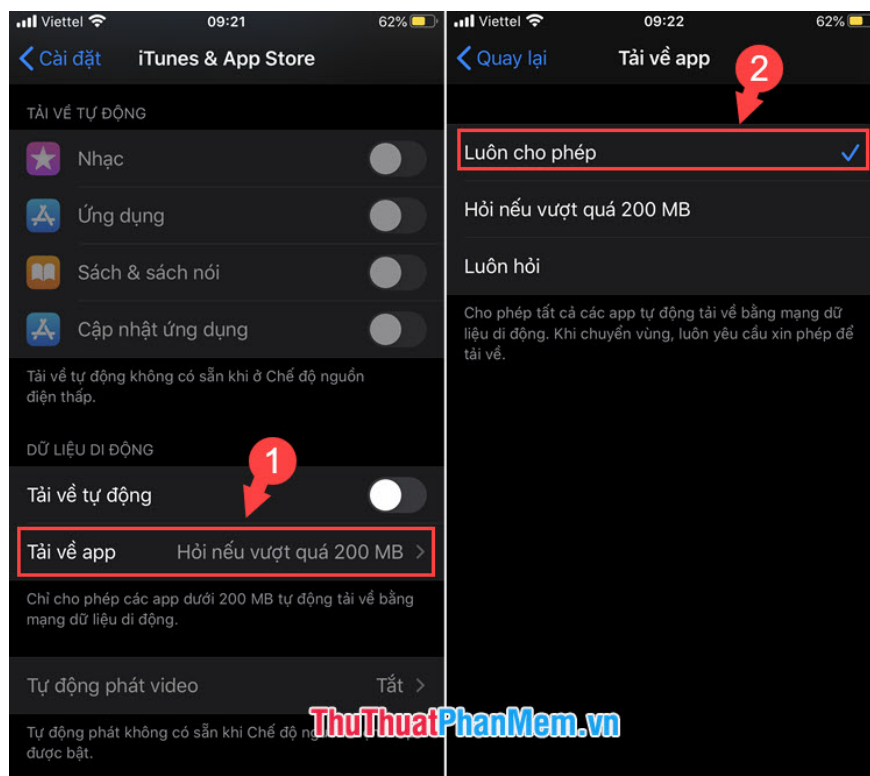
2. On iOS 13 and later

On iOS 13, the ability to download large files via 3G / 4G connection is integrated and we only need to set the download right for the App Store.

Step 1: You open **Settings** => **iTunes & App Store** .



Step 2: You touch the **Download app (1)** => **Always allow (2)** . So you can freely download applications larger than 200 MB on iOS 13 without error.



With the trick of downloading applications larger than 200 MB via 3G / 4G connection on the iPhone, we will no longer have annoying notifications and download heavy-duty apps. Good luck!

You finished reading the article "**How to download applications larger than 200 MB with 3G / 4G on iPhone**" edited by the [TipsMake](#) team. We hope this article has provided you with many useful tech tips and tricks. You can search for similar articles on tips and guides. Thank you for reading and for following us regularly.