

How to download and play Super Mario Run on Android phones

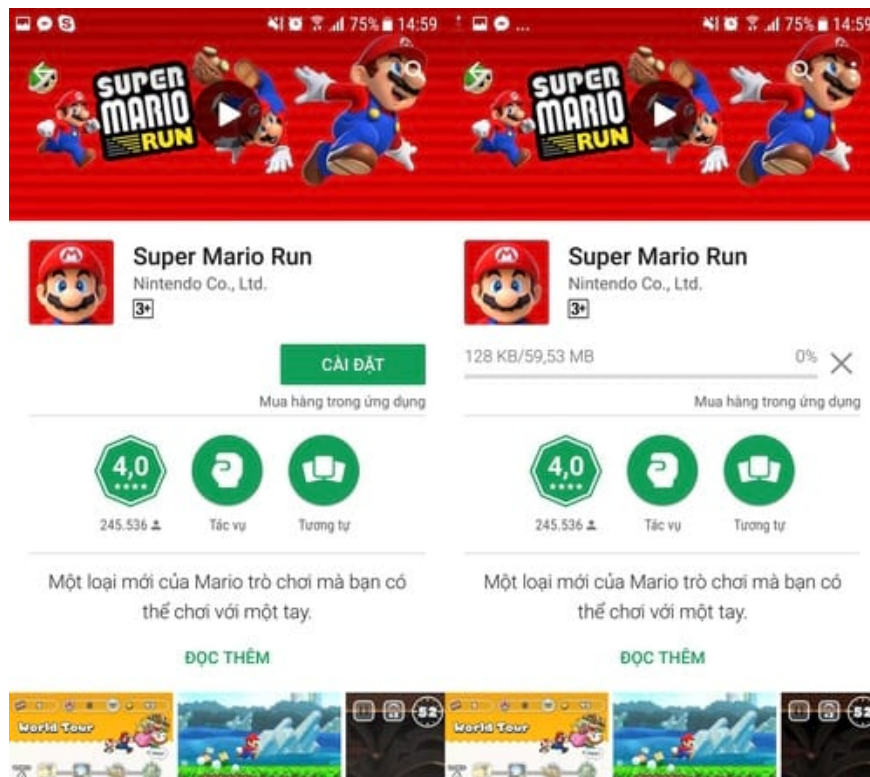
Super Mario brings an exciting running and jumping experience. If you love Mario and want to try this game, let's find out with TipsMake how to download, install and play Super Mario Run easily.

Below, TipsMake will share how to download the game and detailed gameplay instructions, helping you master each mode.

How to Play Super Mario Run on Android

1. Instructions for downloading and installing the game

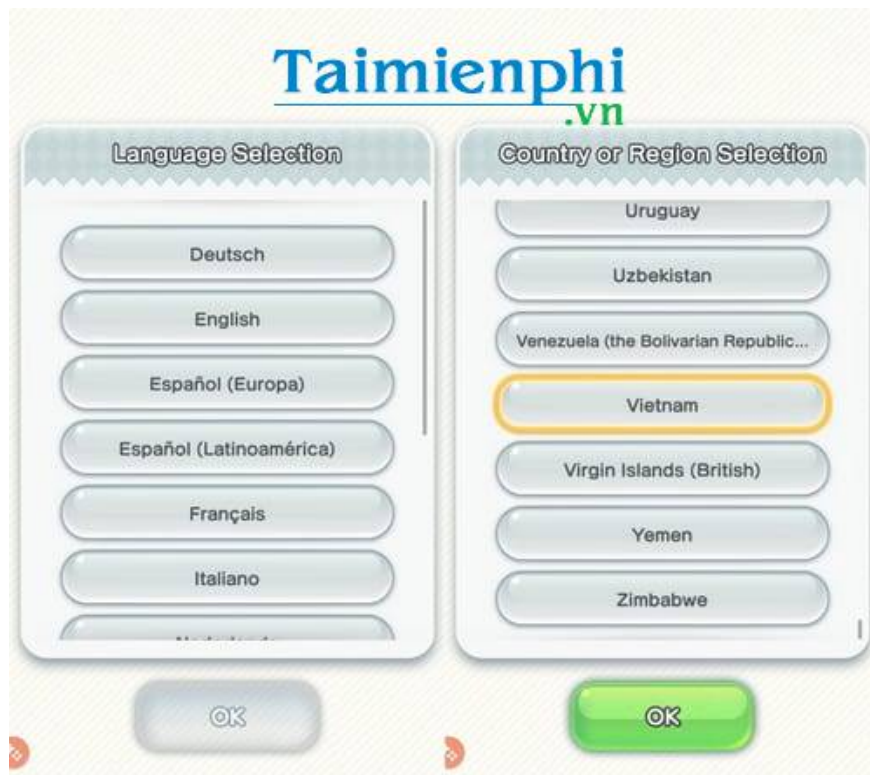
Step 1 : Go to Google Play Store (CH Play) to download Super Mario Run for Android. Or you can download **Super Mario Run** here.



After downloading Super Mario Run, you start installing the game.



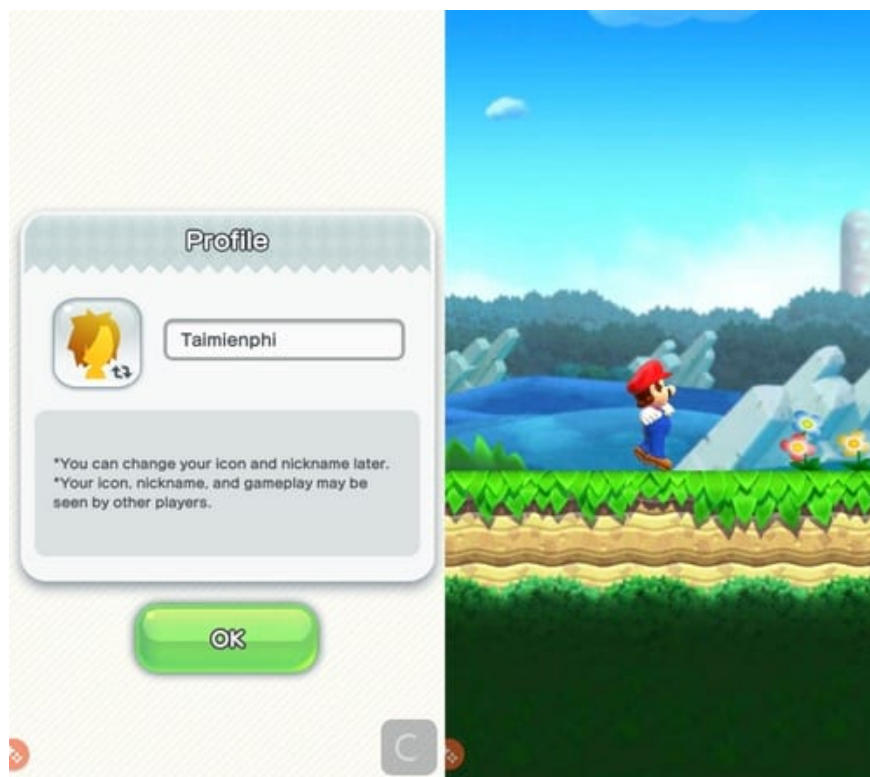
Step 2 : Enter the game and click to select the region as **Vietnam** > click **OK** .



Click **Agree** to agree to the terms when installing and playing Super Mario Run on Android.



Step 3 : Continue to enter the player name in the **Profile** section > click **OK** to continue and start the first tutorial screen in the game.



You just need to follow the instructions described with quite vivid images in the game.



2. How to play Super Mario Run on Android

After completing the first tutorial, the game will load into the main interface of the game. In the main interface, you will start choosing the game mode in Super Mario Run.



Selecting a **game mode in Super Mario Run** will take place one mode at a time. The first mode introduced is **Tour** , which takes you on a long journey with the goal of saving the princess.



After completing the levels in Tour mode, you can continue to try Toad Rally mode. This game mode challenges players with other opponents online in the game, which can be friends or other players.



Pay attention because the game is timed to see who can reach the finish line faster than you.

Every time you level up, you will be rewarded with random gifts.



In the kingdom of Super Mario Run, you can also participate in building a kingdom with funny mushroom houses.

Click the Build option to enter kingdom building mode. This includes options like **Put Away** , **Move** , **Place** , and **Shop** .



Also in the main interface, you can access the Friends list to find friends who are playing Super Mario Run on Android. In addition, when you click on the mushroom icon at the top, you can see all the achievements of the current game account.



You can experience Super Mario Run on Android with three attractive game modes, similar to the version on iPhone, iPad. Connect to the Internet to explore the full features and enjoy the endless Mario game to the fullest.

You finished reading the article "**How to download and play Super Mario Run on Android phones**" edited by the [TipsMake](#) team. We hope this article has provided you with many useful tech tips and tricks. You can search for similar articles on tips and guides. Thank you for reading and for following us regularly.