

# How to download and play Ring of Pain for free on PC

Starting from August 26, 2022 until October 15, 2022, all users at Epic Games Store can download and play Ring of Pain for free on their PC, a strategy card game worth 19 \$.99 has multiple game modes, 25 dungeons full of loot for players to explore.

This morning, Epic Games announced **the Dead Island 2 play configuration on PC** , allowing gamers to pre-order and receive incentives. At the same time, Epic Games also allows users to download and play Ring of Pain for free after receiving it.

## Article content:

1. Configuration requirements to play Ring of Pain on PC.
2. How to download and play Ring of Pain for free on PC.

## *I. Configuration requirements to play Ring of Pain on PC*

### *1. Minimum configuration to play Ring of Pain on PC*

- **OS:** Windows 7/8/10/11
- **VGA:** OpenGL 2.0, VRAM 512 MB
- **Memory:** 2 GB RAM
- **Storage:** 4 GB available space

### *2. Recommended configuration to play Ring of Pain on PC*

- **OS:** Windows 7/8/10/11
- **VGA:** OpenGL 2.0, VRAM 512 MB
- **Memory:** 2 GB RAM
- **Storage:** 4 GB available space

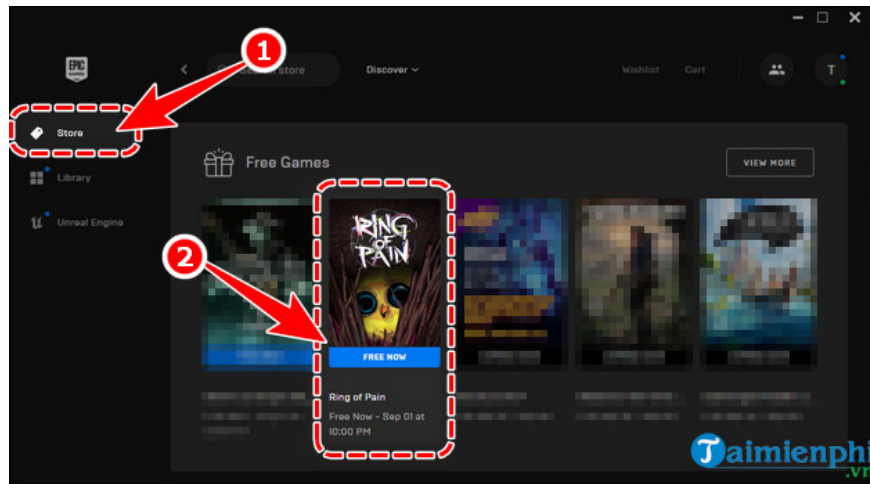
## *II. How to download and play Ring of Pain for free on PC*

*Step 1:* Download the latest version of **Epic Games Launcher** here.

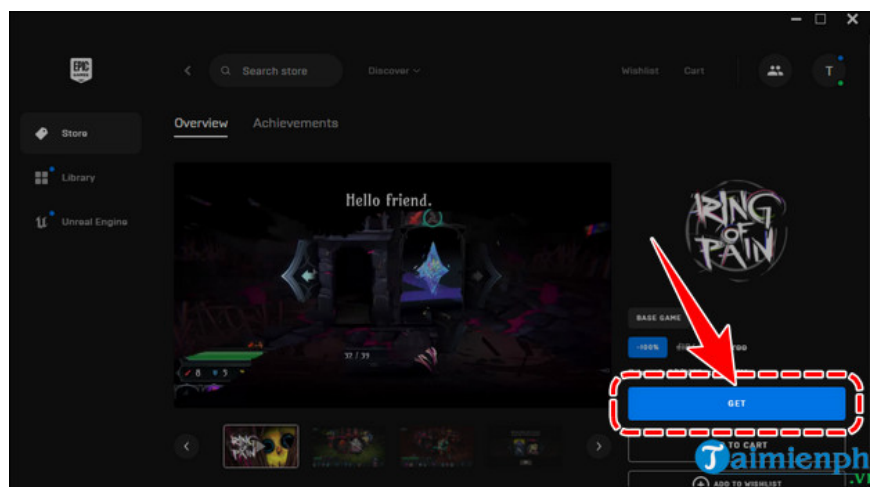
- Epic Games Launcher is Epic Games Store's software, allowing you to download and install copyrighted games on this platform.

*Step 2:* Open **Epic Games Launcher** and **log in to your game account** .

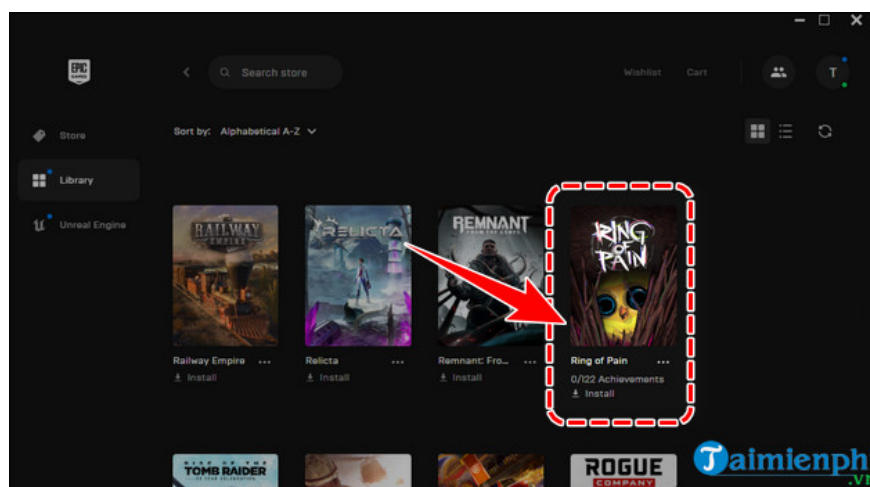
*Step 3:* At **Store** , scroll down and select **Ring of Pain** at **Free Games** .



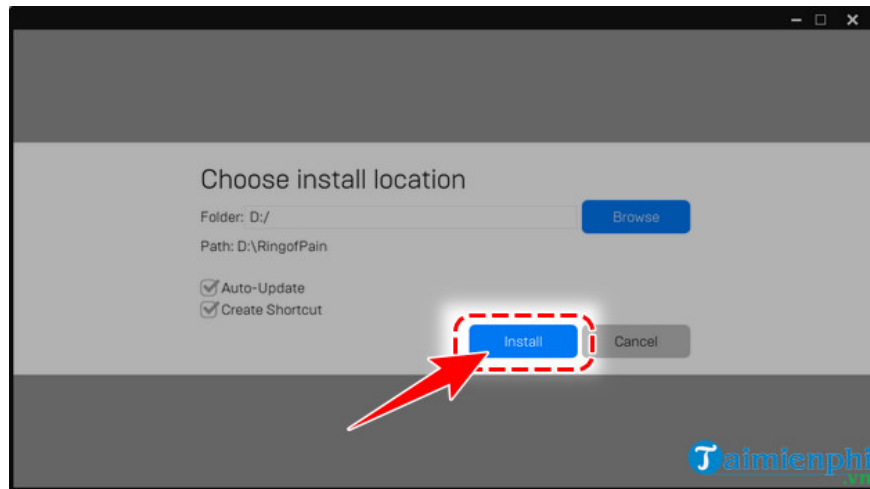
Step 4: Click **Get** => **Place Order** at the next table to receive free copyrighted Ring of Pain PC.



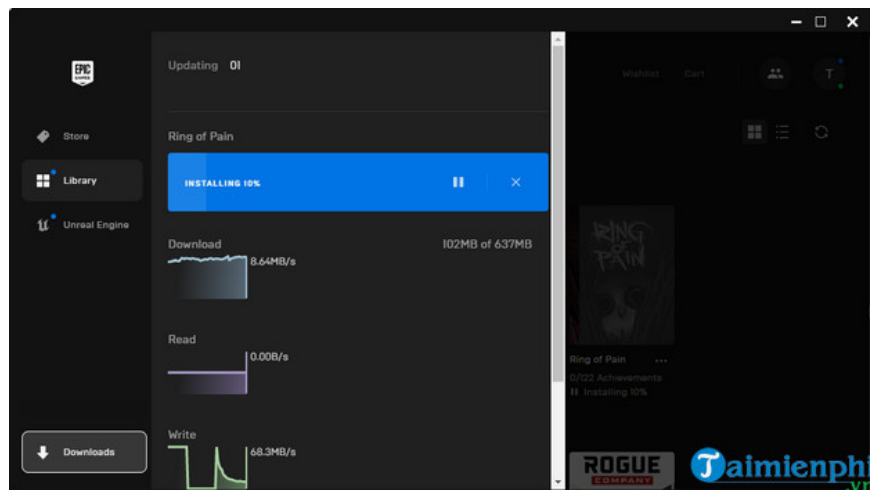
Step 5: Switch to the **Store** tab , select **Ring of Pain** .



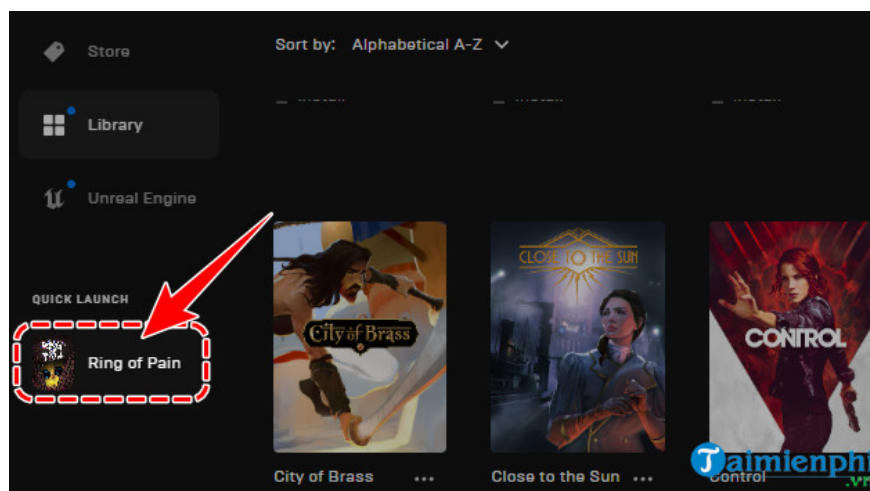
- Click **Install** to install Ring of Pain on your computer for free.



- The process of downloading and installing Ring of Pain on your computer from Epic Games Launcher takes only a few minutes if your Internet connection is high speed.



- Once installed, open **Ring of Pain** at **Quick Launch** on Epic Games Launcher or from the game icon on the **Desktop** screen .



**Ring of Pain** has a relatively light installation capacity and is suitable for most current PC configurations. Game Ring of Pain has a graphic art style inspired by Aphantasia that it promises to bring to you. Many unforgettable experiences.

You finished reading the article "**How to download and play Ring of Pain for free on PC**" edited by the [TipsMake](#) team. We hope this article has provided you with many useful tech tips and tricks. You can search for similar articles on tips and guides. Thank you for reading and for following us regularly.