

How to download and play Resident Evil 4 Chainsaw PC for free on Steam

A few hours ago Capcom held an introduction and released Resident Evil 4 Chainsaw, the Resident Evil 4 Remake version of their action horror game series. Currently, Capcom is allowing gamers to download Resident Evil 4 Chainsaw and play Resident Evil 4 Remake on PC for free.

If you are a fan of the Resident Evil horror game series, you definitely cannot miss the opportunity to play Resident Evil 4 Chainsaw PC for free on Steam. The RE4 Chainsaw Demo is about 20 minutes long and has many new elements and beautiful graphics that are superior to the previous version.

1. Configuration to play Resident Evil 4 Chainsaw on PC

1. Minimum configuration to play Resident Evil 4 Chainsaw on PC

***Requires 64-bit processor and operating system**

OS: Windows 10 64bit | Windows 11 64bit

CPU: AMD Ryzen 3 1200 / Intel Core i5-7500

RAM: 8 GB RAM

VGA: AMD Radeon RX 560 with 4GB VRAM / NVIDIA GeForce GTX 1050 Ti with 4GB VRAM

DirectX: Version 12

Free memory: 50 GB

Network: Broadband connection, high-speed network

2. Recommended configuration to play RE4 Chainsaw on computer

***Requires 64-bit processor and operating system**

OS: Windows 10 64bit | Windows 11 64bit

CPU: AMD Ryzen 5 3600 / Intel Core i7 8700

RAM: 16 GB RAM

VGA: AMD Radeon RX 5700 / NVIDIA GeForce GTX 1070

DirectX: Version 12

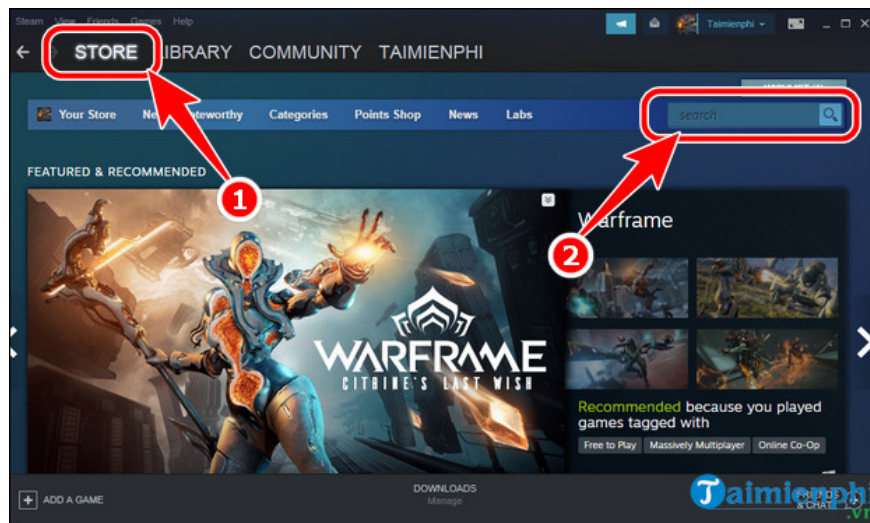
Free memory: 50 GB

Network: Broadband connection, high-speed network

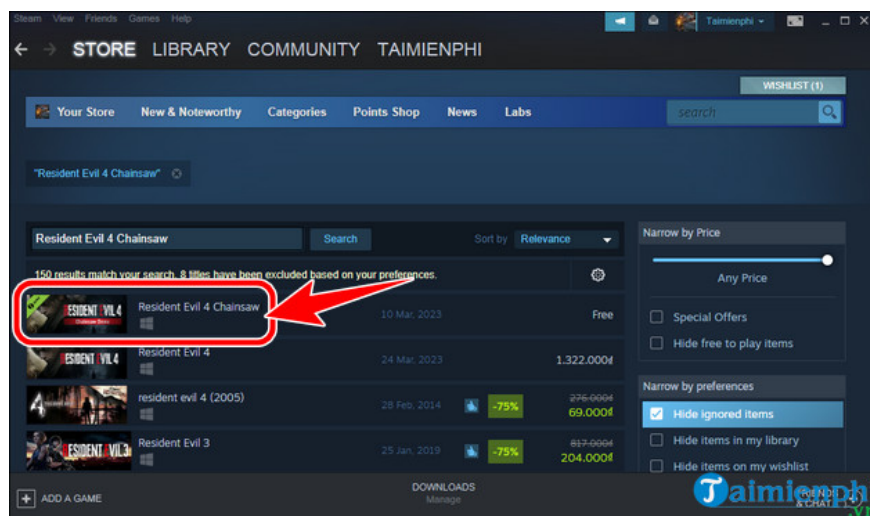
II. How to download and play Resident Evil 4 Chainsaw for free on PC

Step 1: Open **Steam** and log in to your account.

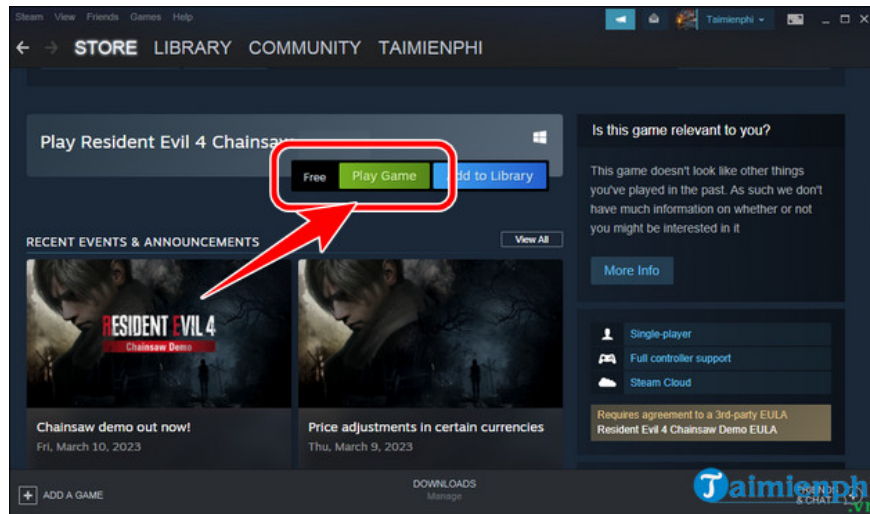
Step 2: Select the **Store** tab , enter **Resident Evil 4 Chainsaw** in the search box on the right side of the screen => press **Enter** .



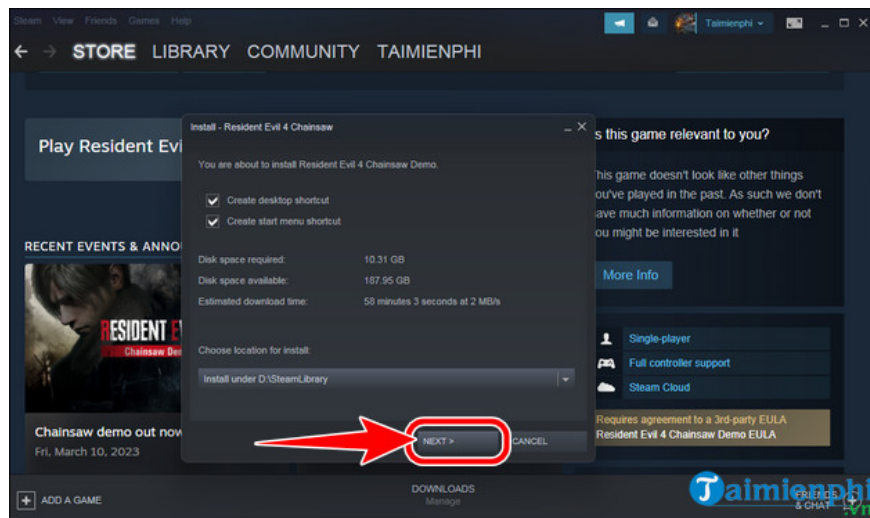
Step 3: Choose the game **Resident Evil 4 Chainsaw** .



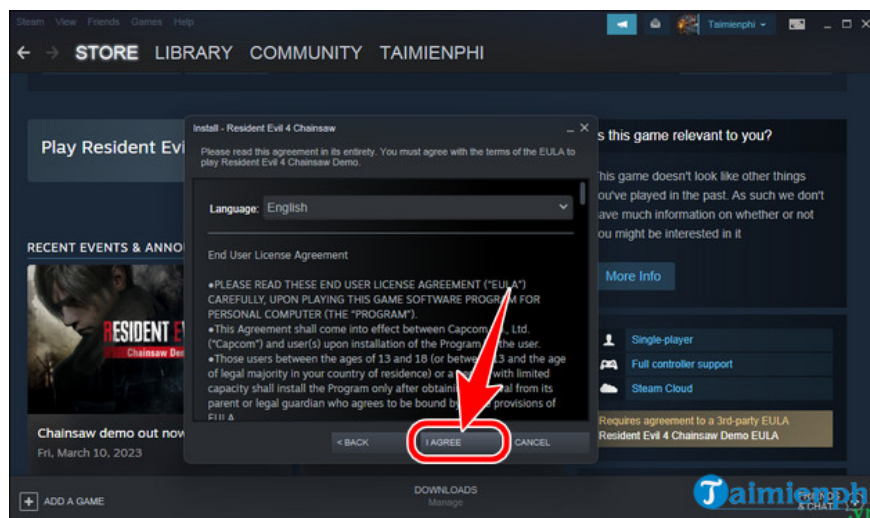
Step 4: Scroll down and select **Play Game** (next to Add to Library).



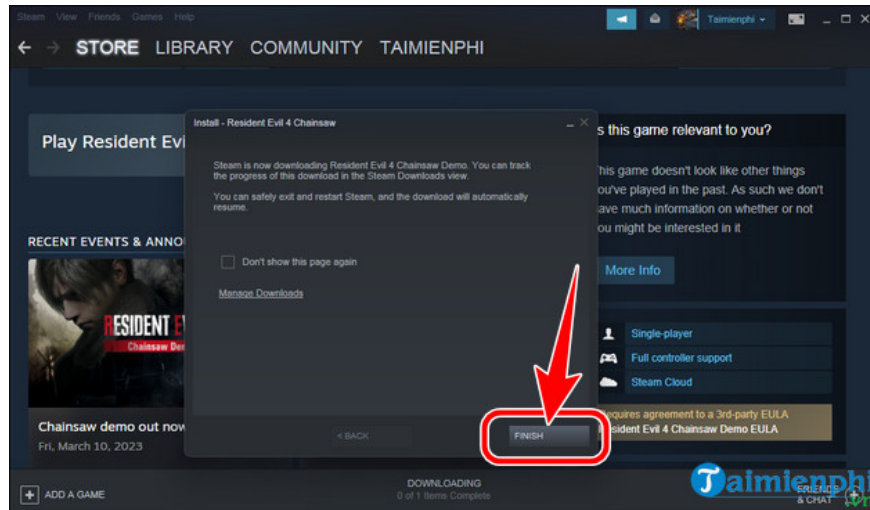
- Click **Next** at the Install Resident Evil 4 Chainsaw panel on PC.



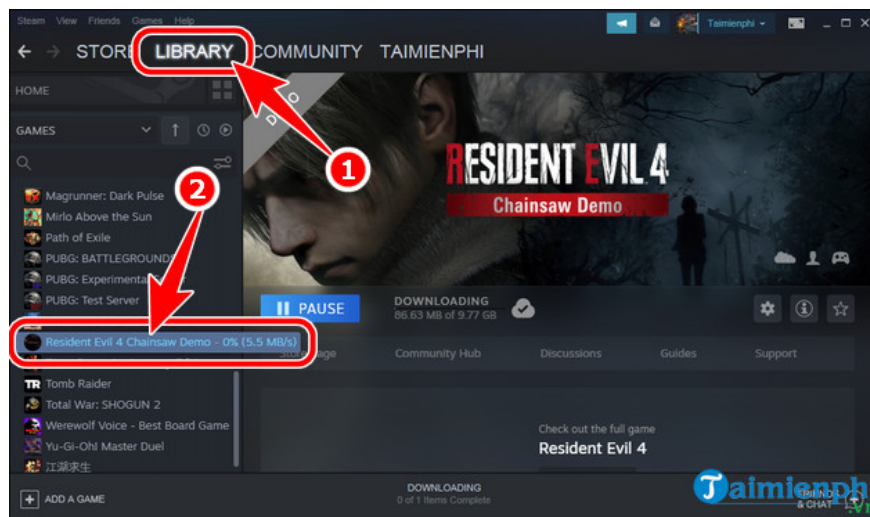
- Select **I Agree** to agree to NPH's terms and service policies.



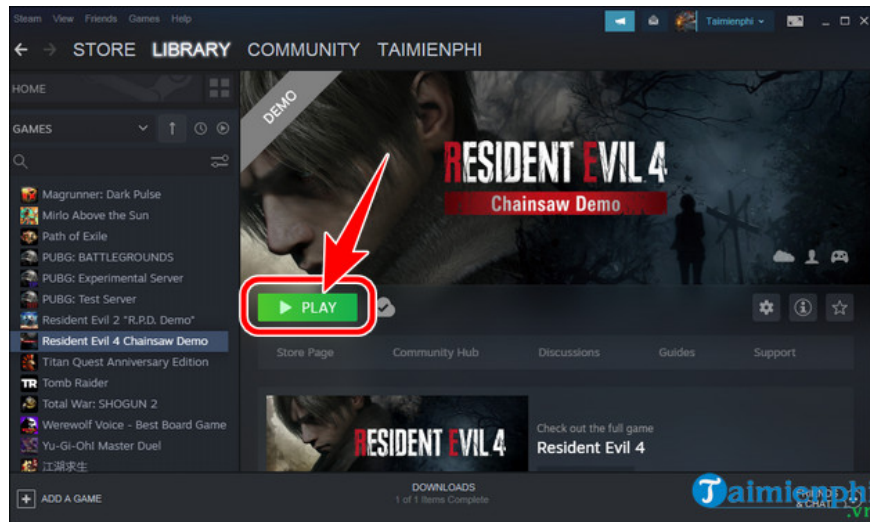
- Click **Finish** , download and install Resident Evil 4 Chainsaw on your PC.



Step 5: Switch to the **Library** tab , select **Resident Evil 4 Chainsaw** in the list and view the progress of downloading and installing the game on PC.



- After installation is complete, press the Play button or the Resident Evil 4 Chainsaw game icon on the Desktop to play the game on your computer.



What are you waiting for? Quickly download and install Resident Evil 4 Chainsaw for free on PC via Steam right now. Resident Evil 4 Remake is the latest part after Resident Evil 2 Remake and Resident Evil 3 Remake were released in turn. the year before that. Of course Resident Evil 4 Chainsaw received countless positive reviews from the gaming community.

You finished reading the article "**How to download and play Resident Evil 4 Chainsaw PC for free on Steam**" edited by the [TipsMake](#) team. We hope this article has provided you with many useful tech tips and tricks. You can search for similar articles on tips and guides. Thank you for reading and for following us regularly.