

# How to download and play Ghostrunner for free on computers and laptops

Instructions for downloading and playing Ghostrunner for free is an opportunity for you to experience the ultimate action game on computers and laptops. With beautiful graphics and dramatic gameplay, you will live in a cyberpunk world full of mystery and danger.

Ghostrunner is a fast-paced action game where speed and skill decide everything, challenging gameplay with battles against the dark forces that dominate Hell Tower. Download **and install Ghostrunner for free** , enjoy this masterpiece on PC.

## *Instructions for downloading and installing Ghostrunner on your computer for free*

Currently, Epic Games Store offers Ghostrunner for free from April 12, 2024 to April 18, 2024, during this time players can download Ghostrunner for free and experience it on the computer.

### *1. Quick guide*

Open **Epic Games Launcher** , **search** and select **Ghostrunner** game => select **Get** to receive the game worth 700K VND for free. Then you go to **the Library** tab and Install Ghostrunner, install the free game on your computer. Now you can enjoy this first-person role-playing game.

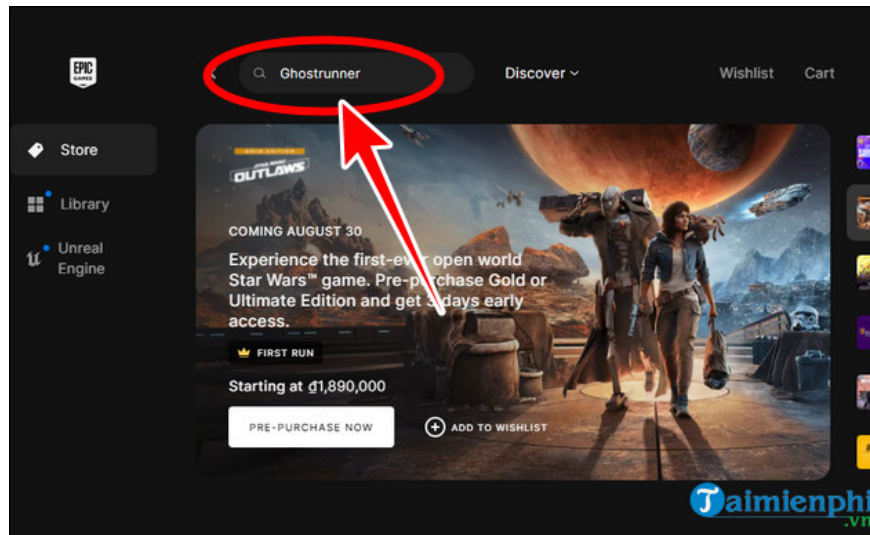
### *2. Detailed instructions*

*Step 1:* To play Ghostrunner you first need **to install Epic Games Launcher** here.

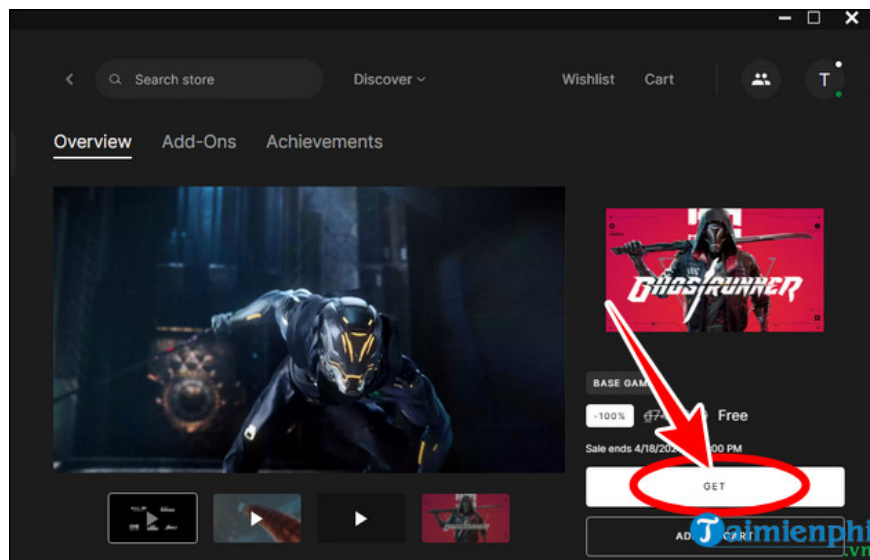
- Download **Epic Games Launcher** latest version.

*Step 2:* Open the software and log in to your Epic Games account. To **register a new Epic Games**, select **SIGN UP** .

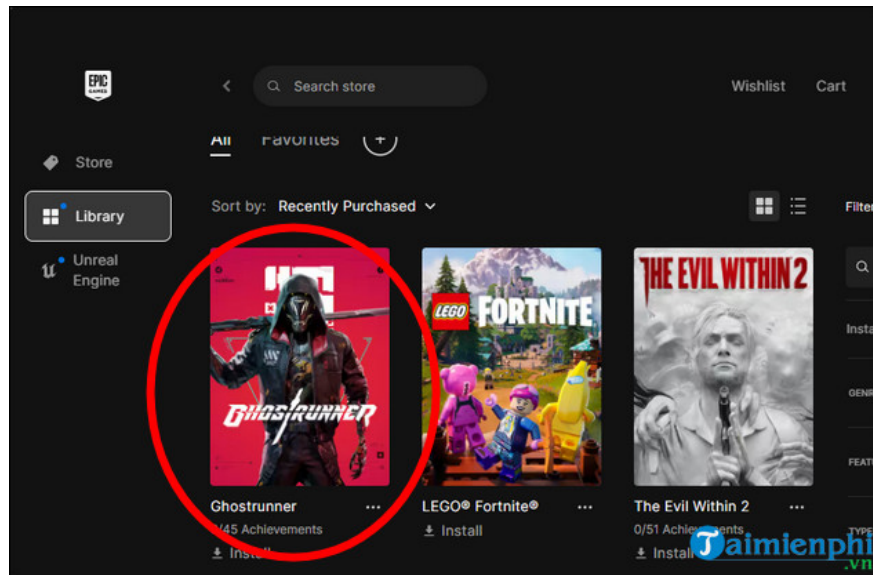
*Step 3:* At the main interface, search and select the game **Ghostrunner** .



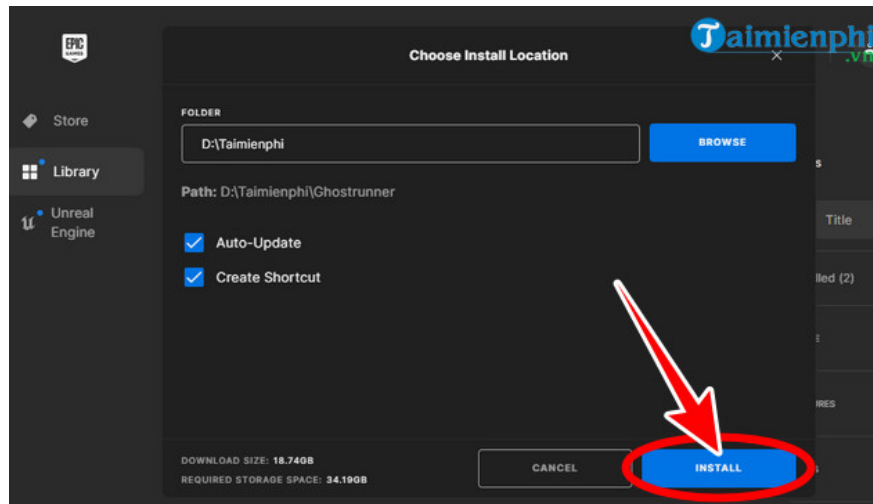
Step 4: Click **Get** => **Place Order** to receive free games on Epic Games Store.



Step 5: Go to the Library tab, select **Ghostrunner** .



- Click Install => Install to install the Ghostrunner game on your computer, then open and play as usual.



## *Configuration requirements to play Ghostrunner on PC and Laptop*

### *1. Minimum configuration*

- **Operating system:** Windows 7/8.1/10/11 64-bit
- **Processor:** Intel Core i5-2500K or AMD Phenom II X4 965
- **RAM:** 8 GB
- **Graphics:** NVIDIA GeForce GTX 1050 or AMD Radeon R9 380
- **Storage:** 22 GB free space
- **DirectX:** Version 11
- **Internet connection:** Required to activate the game and access online features

### *2. Recommended configuration*

- **Operating system:** Windows 10/11 64-bit
- **Processor:** Intel Core i7-6700K or AMD Ryzen 7 1700
- **RAM:** 16 GB
- **Graphics:** NVIDIA GeForce GTX 1070 or AMD Radeon RX Vega 56
- **Storage:** 22 GB free space
- **DirectX:** Version 11
- **Internet connection:** Required to activate the game and access online features

Don't miss the chance to download Ghostrunner for free and become the most powerful cyberpunk ninja. Show off your skills in dramatic and exciting combat, uncovering the secrets behind the Tower of Hell.

You finished reading the article "**How to download and play Ghostrunner for free on computers and laptops**" edited by the [TipsMake](#) team. We hope this article has provided you with many useful tech tips and tricks. You can search for similar articles on tips and guides. Thank you for reading and for following us regularly.