

# How to download and play Age of Empires II (AOE2)

Age of Empires II, also known as AOE2, is an excellent and engaging strategy game for PC. In Age of Empires II, players must gather resources on the map to build towns, create armies, and defeat enemies in strategic battles. Below is how to download and play Age of Empires II (AOE2) on your computer.

Not unlike Age of Empires 1, **Age of Empires II** received many positive reviews from its release and is currently one of the most popular games in the world. Age of Empires II not only boasts upgraded graphics, but also adds many new architectural structures and features for trading and commerce.



How to install Age of Empires 2 on PC

Before downloading and installing, please check if your computer's specifications meet the game's installation requirements.

*Step 1: Download Age of Empires II*

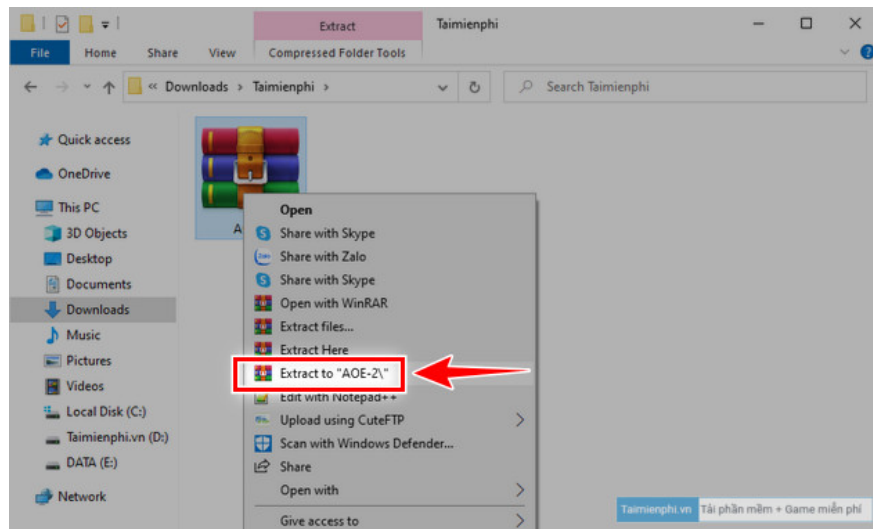
- To begin, click the **AOE2 download** link below.

- Next, click the blue **[Link File 1] button**.



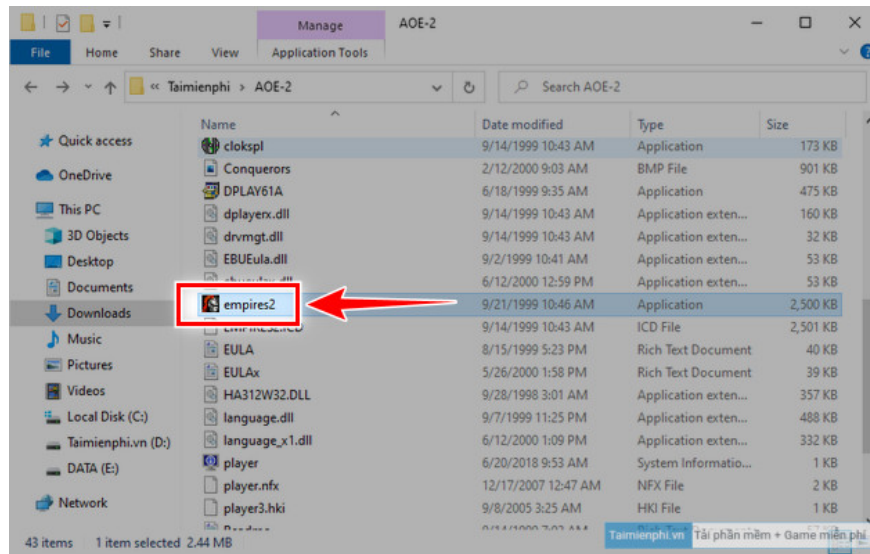
### Step 2: Extract Age of Empires II

- Open the folder containing the downloaded file, use **Winrar** software to extract it by right-clicking on the AOE-2 file => select **Extract to**.



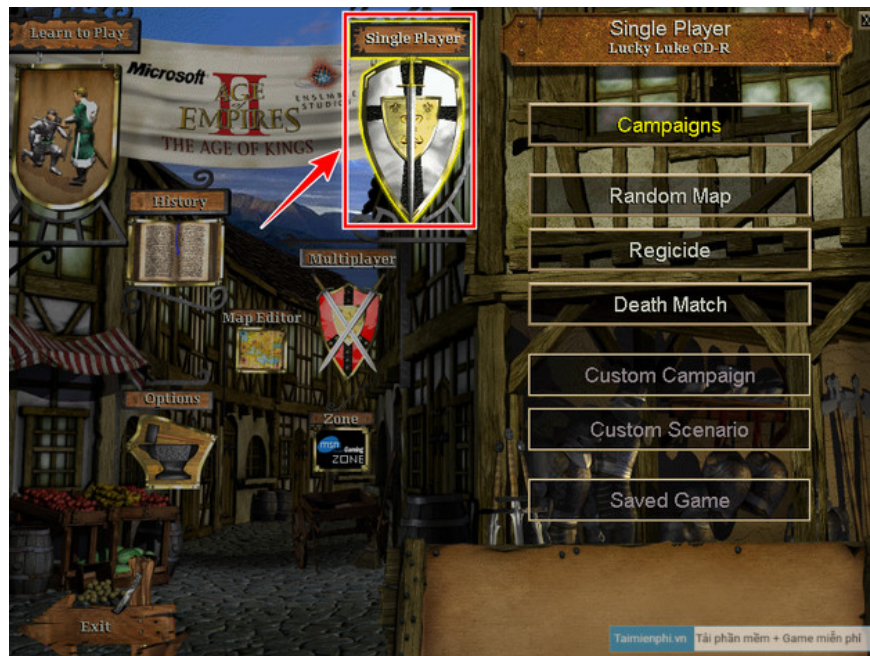
### Step 3: Open Age of Empires II and start playing

- Go to the folder that just appeared after successful extraction, find and run the **empires2.exe** file as shown in the image provided by Taimienphi below.

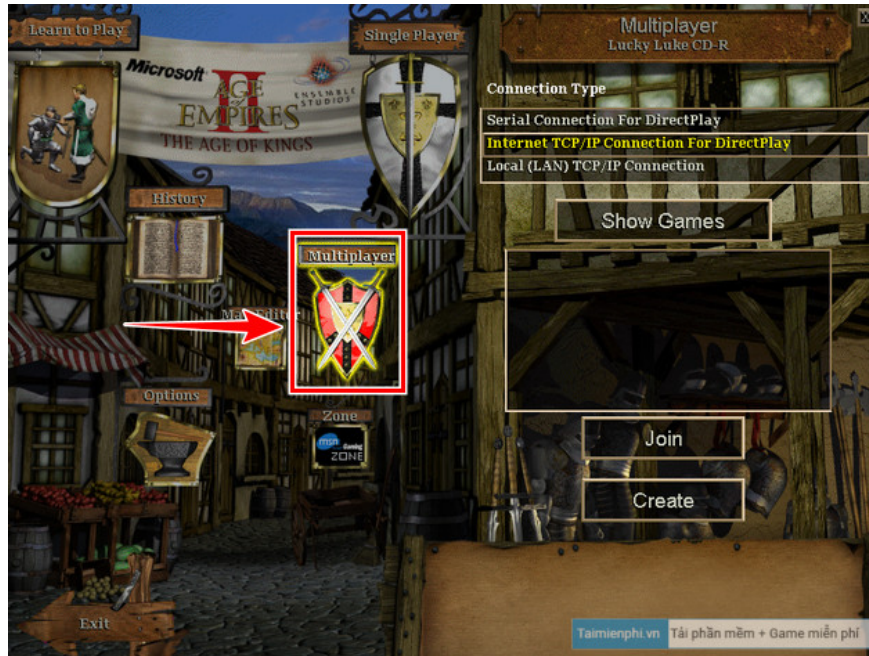


#### Step 4: How to play Age of Empires II, AOE2

- Similar to AOE 1, you can play alone by selecting **Single Player** with the available settings:
- + **Campaigns:** Play through levels, complete missions
- + **Random map:** Play against the computer on a random map
- + **Regicide:** Kill the enemy King and defend your town.
- + **Death Match:** Random map, all players start with a large amount of resources.



- If you want to play with friends over a LAN, select **Multiplayer** => click **Internet TCP/IP Connection For DirectPlay** => Click **Show Games**
- + **Join:** Join a friend's game room
- + **Create:** Create a game room and wait for friends to join.



+ After selecting your units and ensuring you're ready, check **"I'm Ready!"** => **" Start Game "**. Or, if you're joining someone else's game, select your units => click **" I'm Ready!"**



Above are the simplest steps to download and play Age of Empires II (AOE2) on your computer. If you encounter any difficulties or errors during the process, please leave a comment below, and Taimienphi will assist you as soon as possible.

You finished reading the article **"How to download and play Age of Empires II (AOE2)"** edited by the [TipsMake](#) team. We hope this article has provided you with many useful tech tips and tricks. You can search for similar articles on tips and guides. Thank you for reading and for following us regularly.

