

How to download and install Smart PSS on your computer

Downloading and installing Smart PSS helps users manage security monitoring devices effectively. The software allows you to manage up to 64 devices on a maximum of 256 channels, and can also send notifications to third-party programs to enhance security.

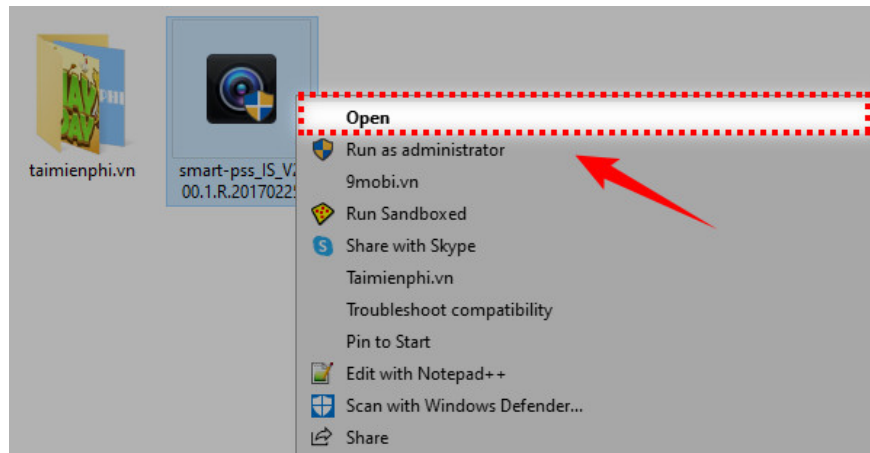
Smart PSS is a very useful and practical camera viewing software that allows users to easily monitor activities remotely. Its advantage is its small size, making it very easy to download and install. With just a few steps, you can start using the software on your computer.



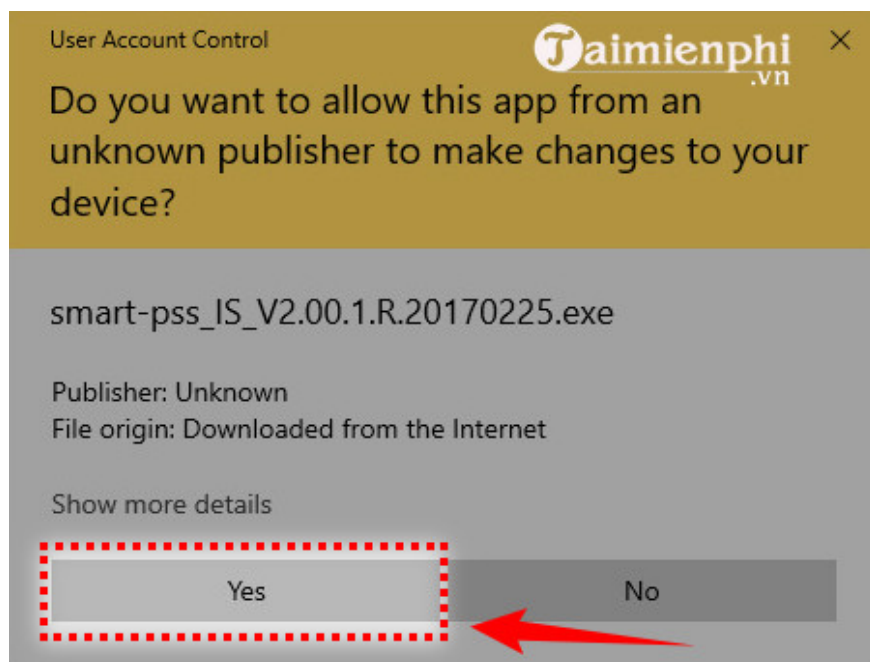
Instructions for downloading and installing Smart PSS

Step 1 : Download the latest version of Smart PSS here:

Step 2 : Open the folder containing the downloaded file, double-click the file (or right-click and select **Open**) to begin the installation.



Step 3 : Select **Yes** to continue.



Step 4 : Click on **Select Language** to choose the language for the software. Then check the box "**I have read and agree**" and click **Next** to proceed to the next step.

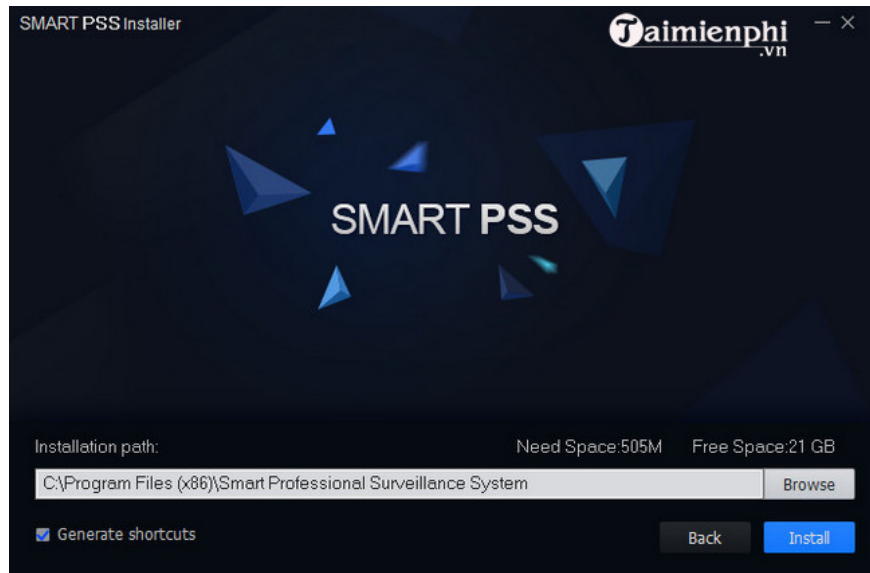


Step 5 : In the next window, you can select the components to be installed, including:

- **SmartPSS** : Select this box to install SmartPSS.
- **Storage Service** : Select this box if you want your PC to act as a recording device for your camera.




Step 6 : Click **Browse** to select the drive containing the installation files. Alternatively, you can leave it as default and click **Next** .



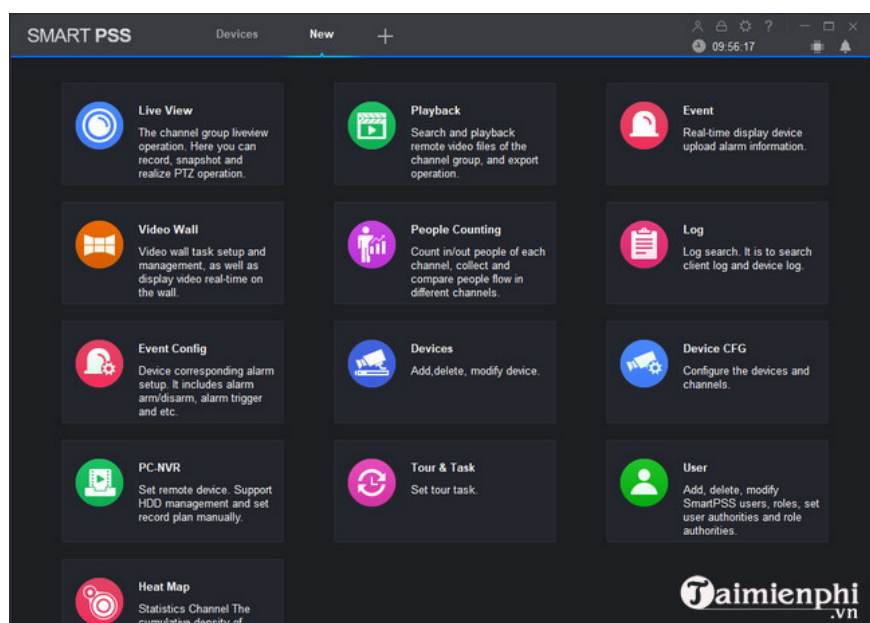
Step 7 : The installation process takes a few minutes.



Step 8 : Once you've finished, click **Finish** to complete the process.



This is the software's working interface after successful installation.



Above is a guide on how to download and install Smart PSS on your computer. Now, with the help of this tool, you can view footage from your camera in real time or check recorded videos. Learn how to use Smart PSS if you want to utilize the software's features most effectively.

You finished reading the article "**How to download and install Smart PSS on your computer**" edited by the [TipsMake](#) team. We hope this article has provided you with many useful tech tips and tricks. You can search for similar articles on tips and guides. Thank you for reading and for following us regularly.