

How to download and install network card driver for computer, laptop using Ethernet Controller All Main

After reinstalling Windows, the first thing to do is to install drivers, especially network drivers. If the computer recognizes all drivers but there is no network, install the network card driver using Ethernet Controller to fix the problem.

Installing the network card driver using Ethernet Controller helps restore Internet connection on both desktop and laptop computers. However, you need another computer with network to download the installer before doing so.

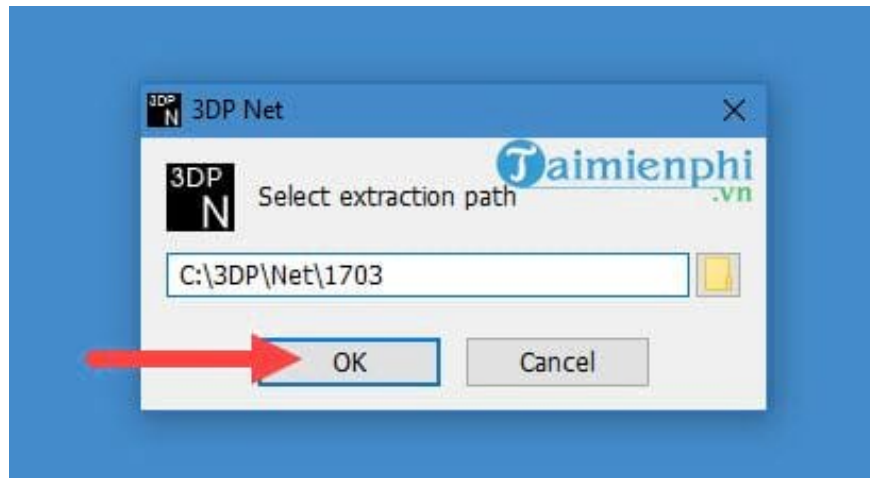
How to install computer network card driver using Ethernet Controller

Step 1: Click on the network card driver download link **HERE** .

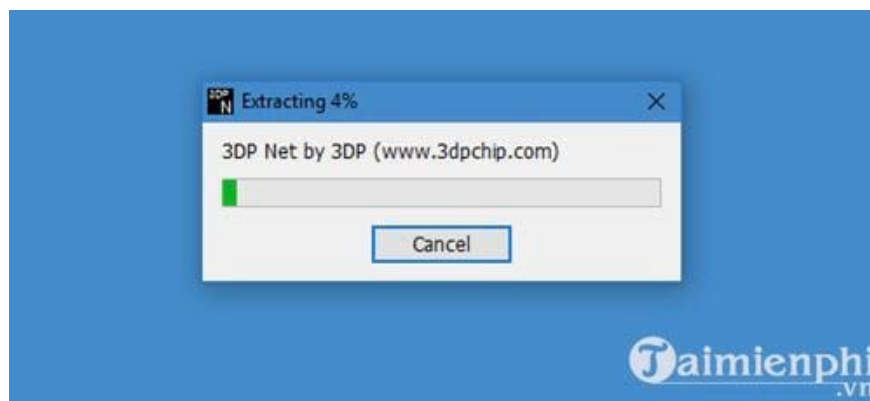
Step 2: When the 3DP Chip interface appears, select server 1 or 2 to download the driver to your computer.



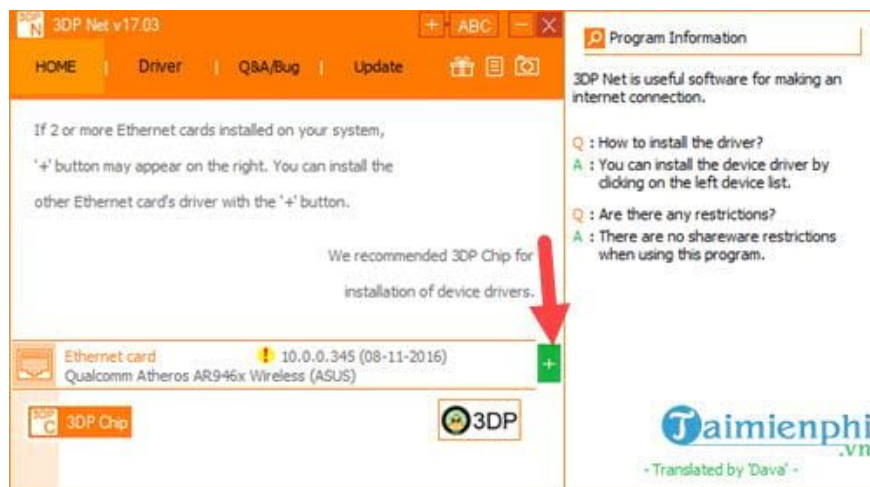
Step 3: After downloading, copy the file to a computer or laptop without internet and run to install.



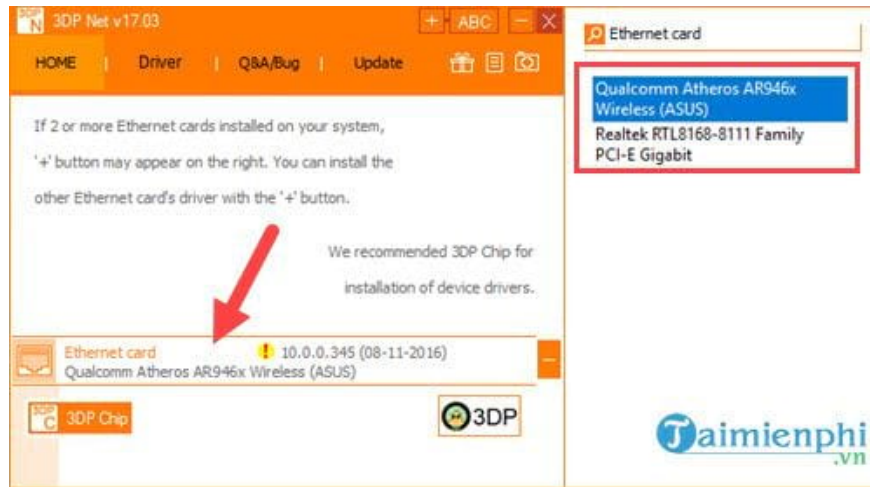
The unzipping process may take a while, you can do other things while waiting.



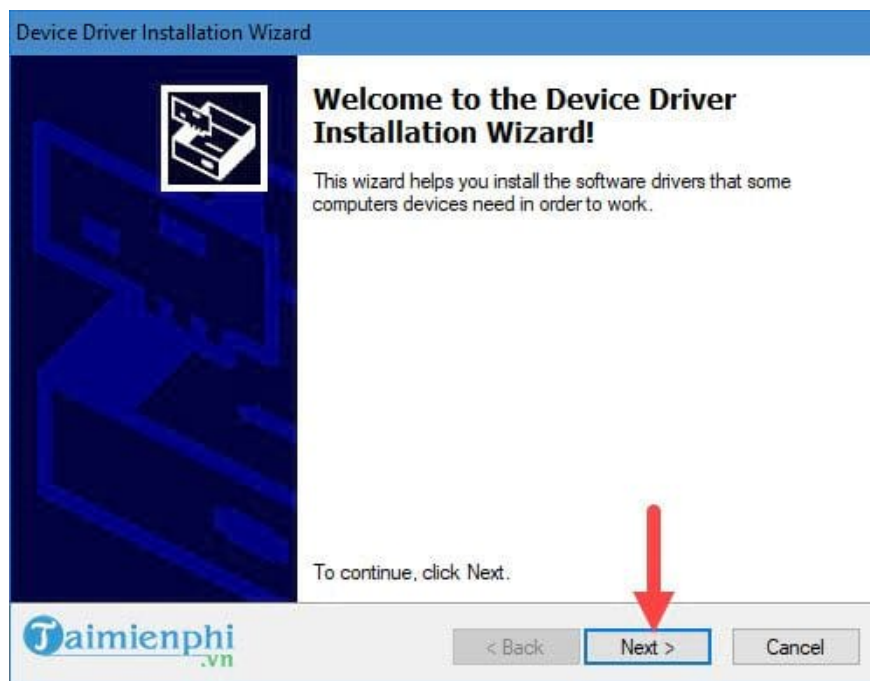
Step 4: After unzipping, the software interface appears, click on **the plus icon** to continue.



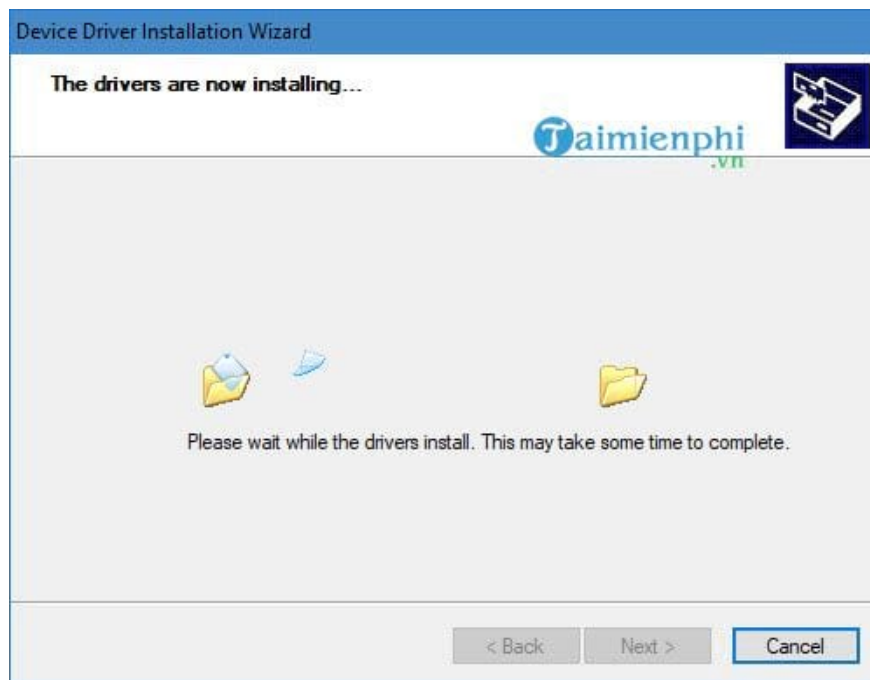
The system will then detect the types of network drivers you need and select them based on your choice.



Step 5: When you click, the software installation interface will appear. At this step, click **Next** .



The process of installing the computer network card driver using Ethernet Controller will be quite quick.



When the message is complete, click **Finish** to complete the installation process.



So you have completed the installation of the Ethernet Controller network card driver. This process is simple, fast and helps the computer connect to the network immediately. Once the network is available, you can download the remaining drivers yourself. **Driver Booster** is the ideal choice with the ability to automatically find, install and store more than 400,000 drivers, saving you time and effort.

You finished reading the article "**How to download and install network card driver for computer, laptop using Ethernet Controller All Main**" edited by the [TipsMake](#) team. We hope this article has provided you with many useful tech tips and tricks. You can search for similar articles on tips and guides. Thank you for reading and for following us regularly.

