

How to download and install Hard Disk Sentinel on your computer

Hard Disk Sentinel (HDSentinel) is software that helps users check, diagnose, and repair hard drive problems. Download and install Hard Disk Sentinel to monitor hard drive activity, provide timely warnings to users, and measure disk transfer speeds in real time.

Using Hard Disk Sentinel helps you find information related to your hard drive, monitor its condition, temperature, and more. Additionally, Hard Disk Sentinel measures the drive's transfer speed in real time.



Instructions on how to download and install Hard Disk Sentinel on your computer.

Installing and using Hard Disk Sentinel is a perfect and ideal solution for data protection. Please see the detailed instructions on how to download and install Hard Disk Sentinel below.

HOW TO DOWNLOAD AND INSTALL HARD DISK SENTINEL

To download and install Hard Disk Sentinel, follow the instructions below:

Step 1: Download the Hard Disk Sentinel installer [here](#).

Step 2: Extract the file and run **hdsentinel_setup.exe**.

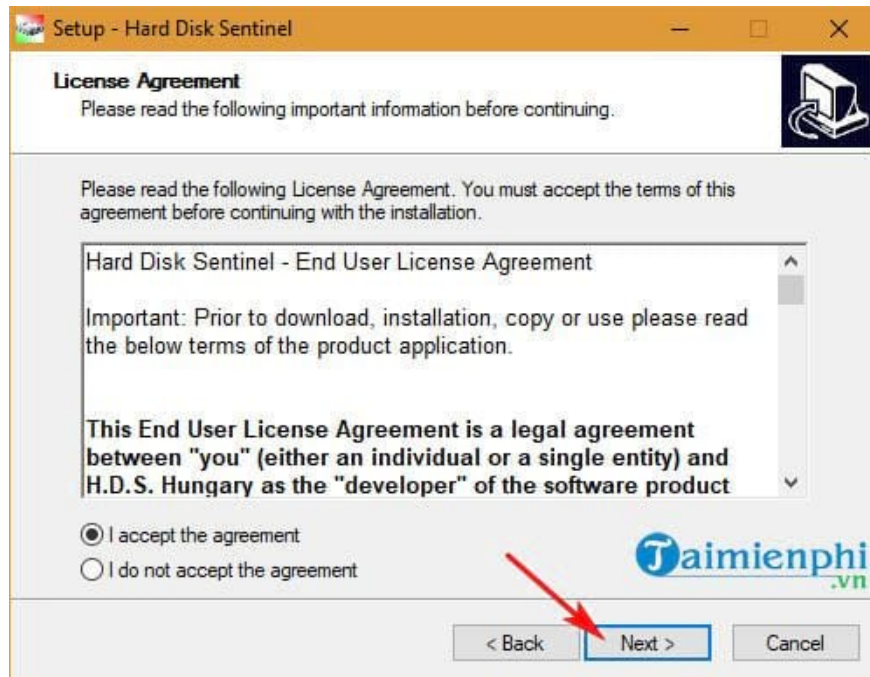
Step 3: Select your language and click **OK**.



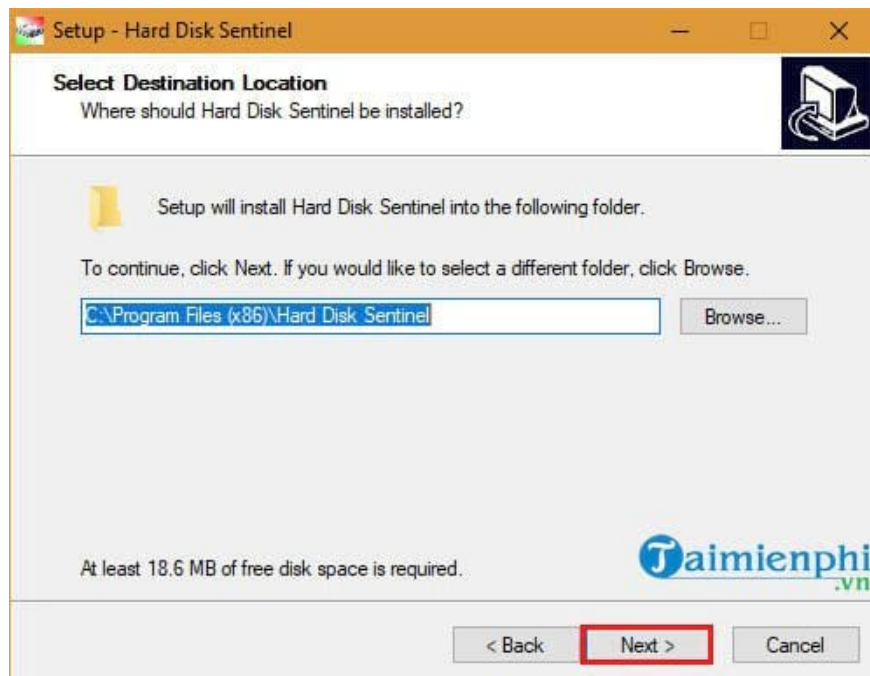
Click **Next** as instructed below:



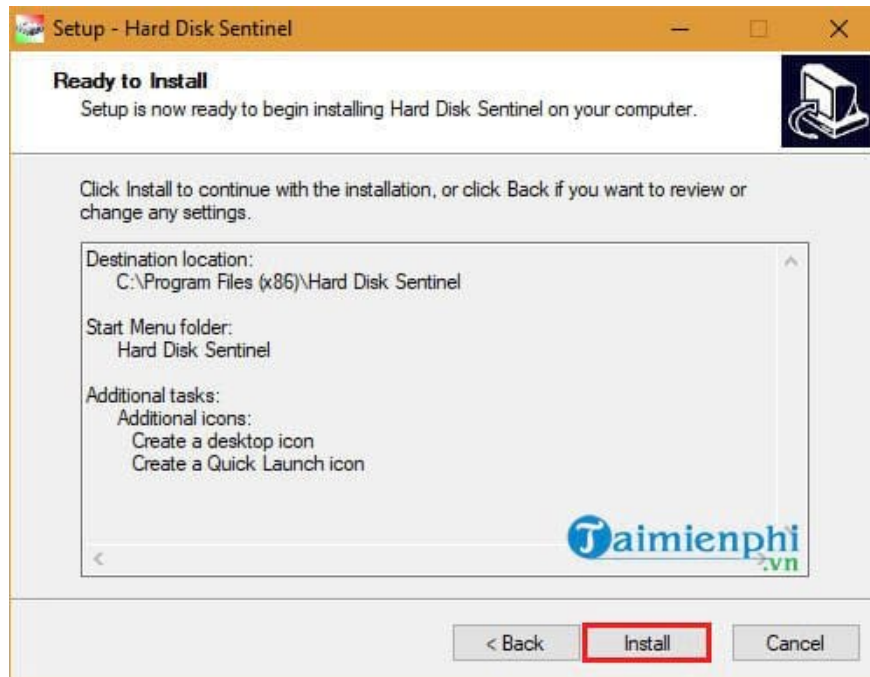
You select "**I accept the agreement**" and press "**Next**".



Continue clicking **Next** as instructed by the software.



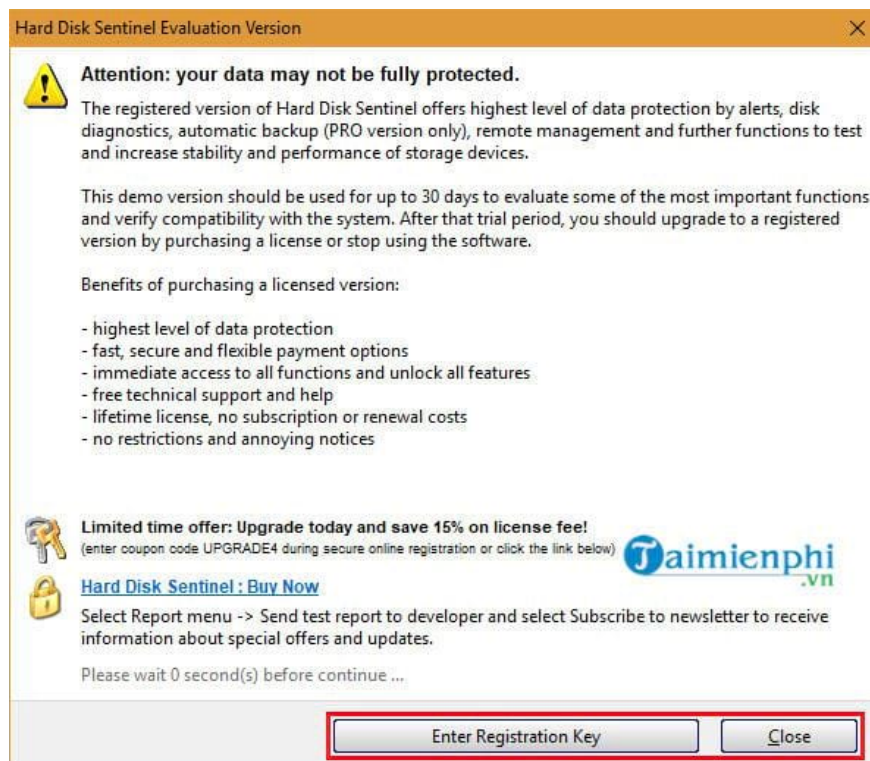
Step 4: Click **Install** as shown in the image below to begin installing the software.



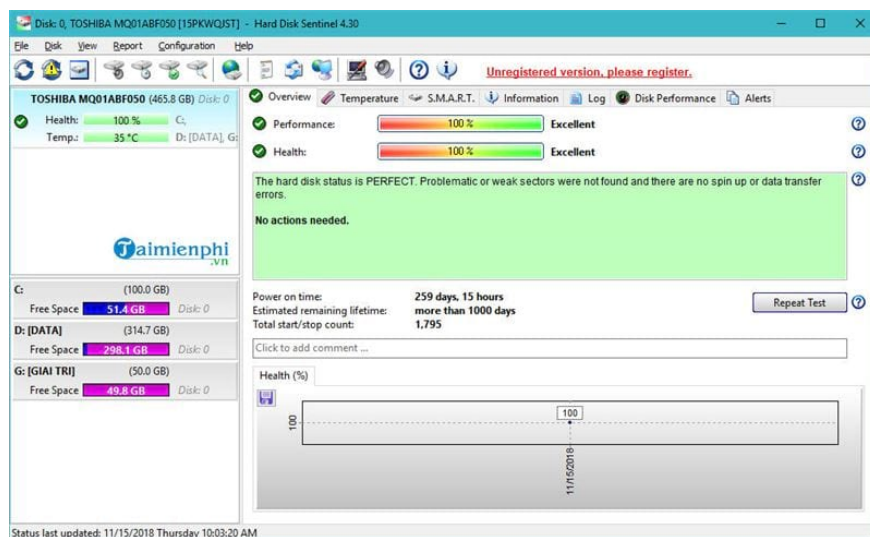
Step 5: Once the installation is complete, click **Finish** to finalize the installation process.



After installation, the software will display an interface requesting a license key. If you have a license key, click "**Enter Registration Key**" to enter it. If you don't have one, click "**Close**" to use the free trial for 30 days.



And this is the software interface after successful installation:



So, TipsMake has just guided you on how to successfully **download and install Hard Disk Sentinel** . If you can afford it, you should buy a license for long-term use, but if you want to try it out, you can use this free version for 30 days. After that, you can also refer to how to check your hard drive status with Hard Disk Sentinel here. We wish you success and an enjoyable experience with Hard Disk Sentinel.

You finished reading the article "**How to download and install Hard Disk Sentinel on your computer**" edited by the [TipsMake](#) team. We hope this article has provided you with many useful tech tips and tricks. You can search for similar articles on tips and guides. Thank you for reading and for following us regularly.

