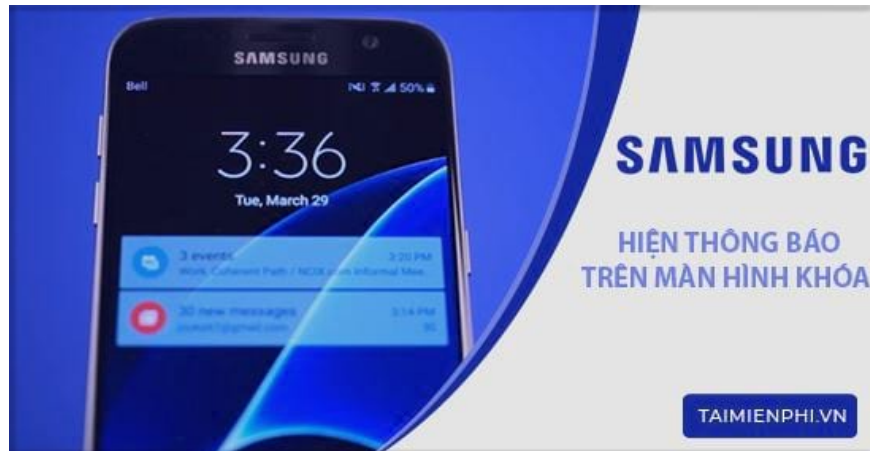


How to display notifications on the Samsung lock screen

Taimienphi will guide and illustrate in detail below how to display notifications on the Samsung lock screen so you can quickly and accurately reactivate this function for important applications in just a few steps, providing a pleasant user experience.

The lock screen on Samsung devices, like any other, functions as a message board displaying messages and app notifications. However, not all app notifications are necessary or of interest to users. To avoid being bothered, many people often turn off all notifications on the lock screen, even those from important apps.




How to display notifications on the Samsung lock screen

So how do you reactivate the **lock screen notification** feature when needed? Taimienphi will help you quickly answer this question with the detailed guide below.

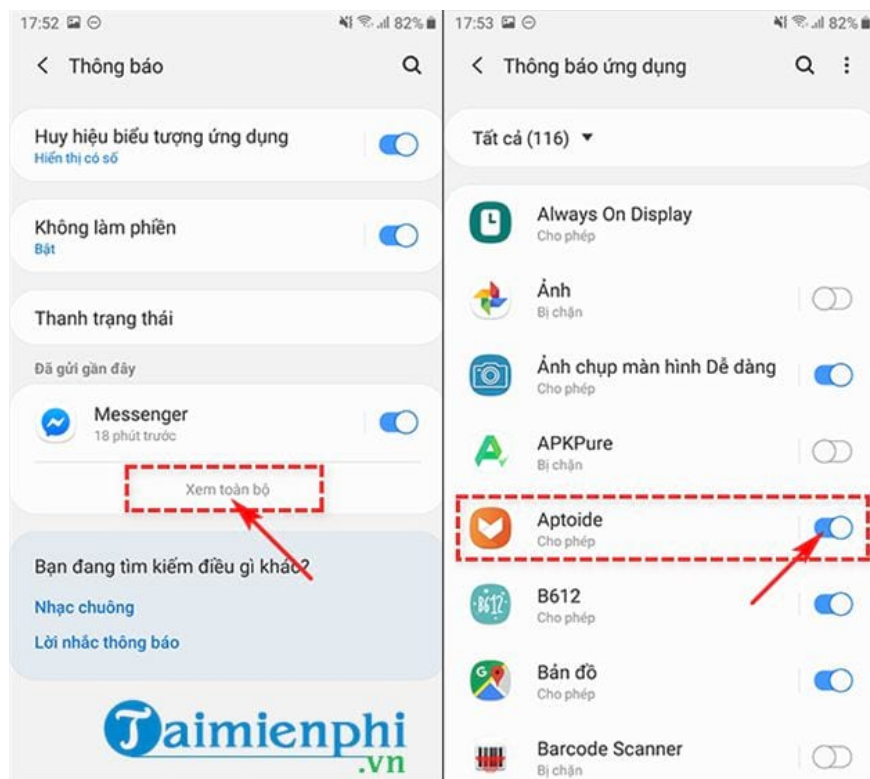
Taimienphi will demonstrate this article using the **Samsung Galaxy J7 Pro** , with a Vietnamese interface. You can refer to and follow similar steps for other Samsung phone models.

Method 1: Display Samsung lock screen notifications using the Notifications feature.

Step 1: From the device's home screen, tap **Settings** , then select **Notifications** .

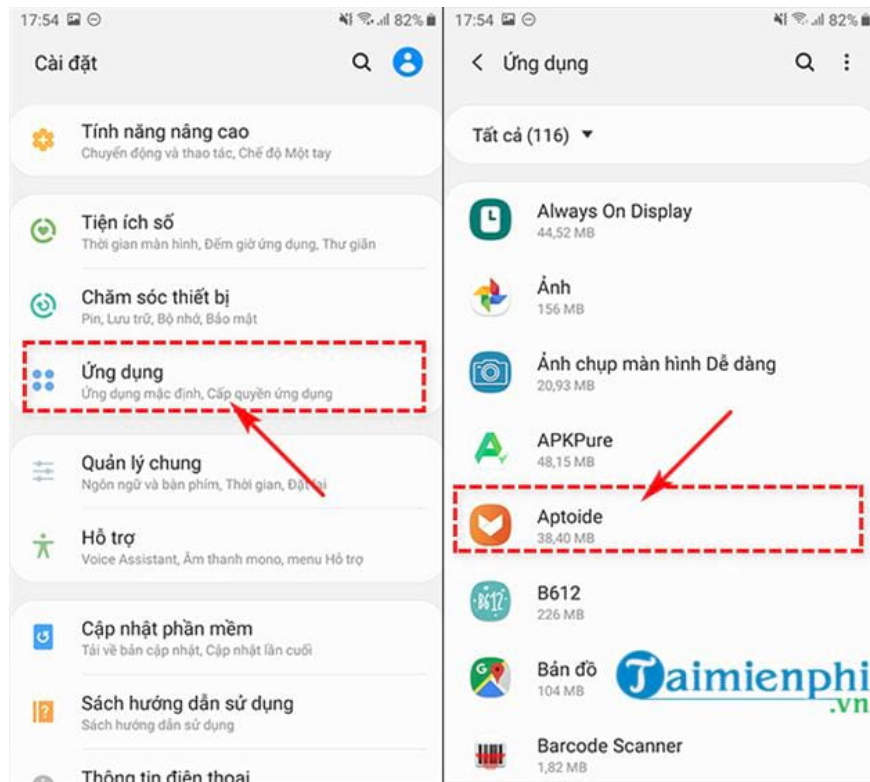


Step 2: The Notifications window will appear. Tap " **View all**" to see the complete list of applications installed on your phone. Find the application you want to enable notifications for and **slide the slider to the right** .

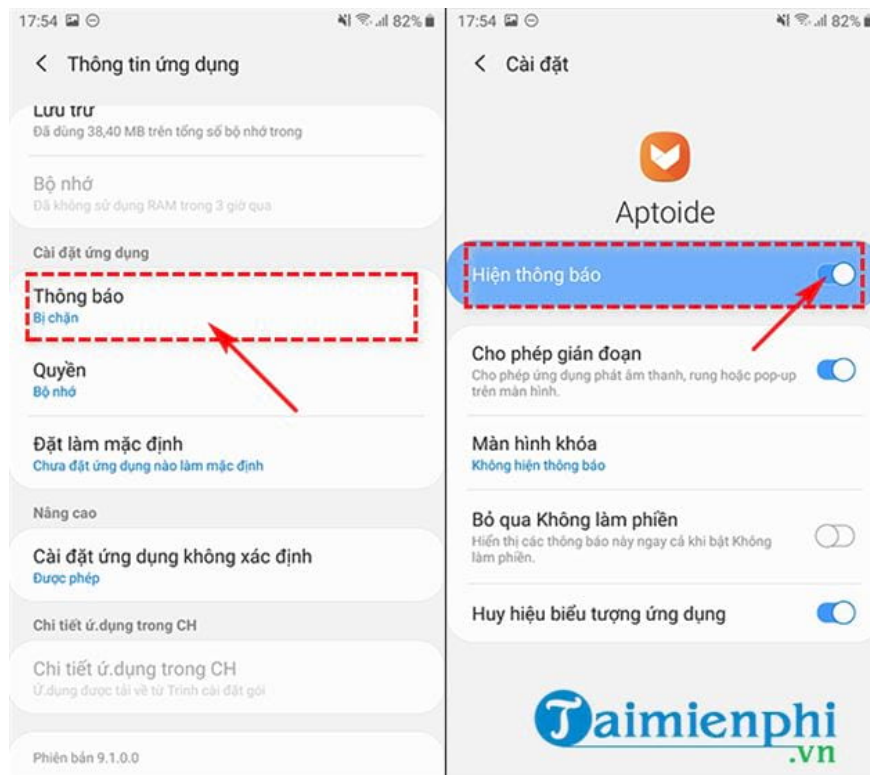


Method 2: Display Samsung lock screen notifications via the Apps feature.

Step 1: Instead of accessing the **Notifications** section in **Settings**, tap on **Apps**. Then select the app you are interested in;

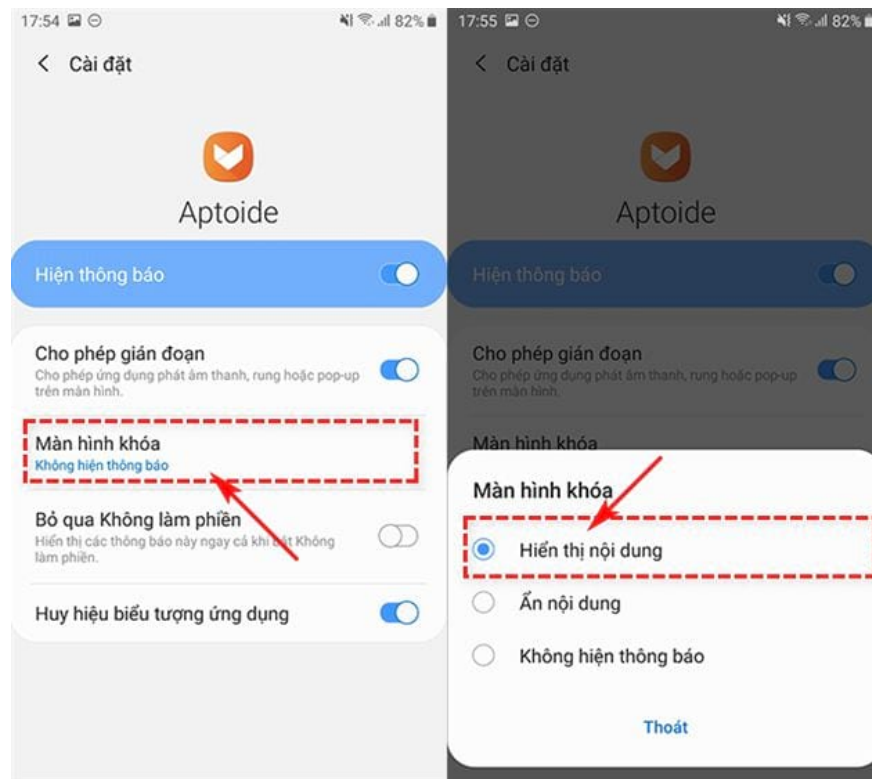


Step 2: In the **App Information** window, click on **Notifications**, then toggle the switch next to **Show notifications** to enable it.



Step 3 : Even though you've enabled notifications, the lock screen still doesn't show any app notifications. At this point, tap on the **Lock Screen** option .

A new dialog box will open; if the option is currently set to "**Do not show notifications** ," change it to "**Show content** ."



So, you and Taimienphi have together performed the necessary steps to activate the notification display function on the Samsung lock screen. This method is not limited to Samsung phones; users can apply this trick to **display notifications on the lock screen** on many other devices running the Android operating system. Additionally, Samsung phone users can refer to how to check Samsung hardware here.

You finished reading the article "**How to display notifications on the Samsung lock screen**" edited by the [TipsMake](#) team. We hope this article has provided you with many useful tech tips and tricks. You can search for similar articles on tips and guides. Thank you for reading and for following us regularly.