

How to display Internet speed in the status bar of Samsung phone

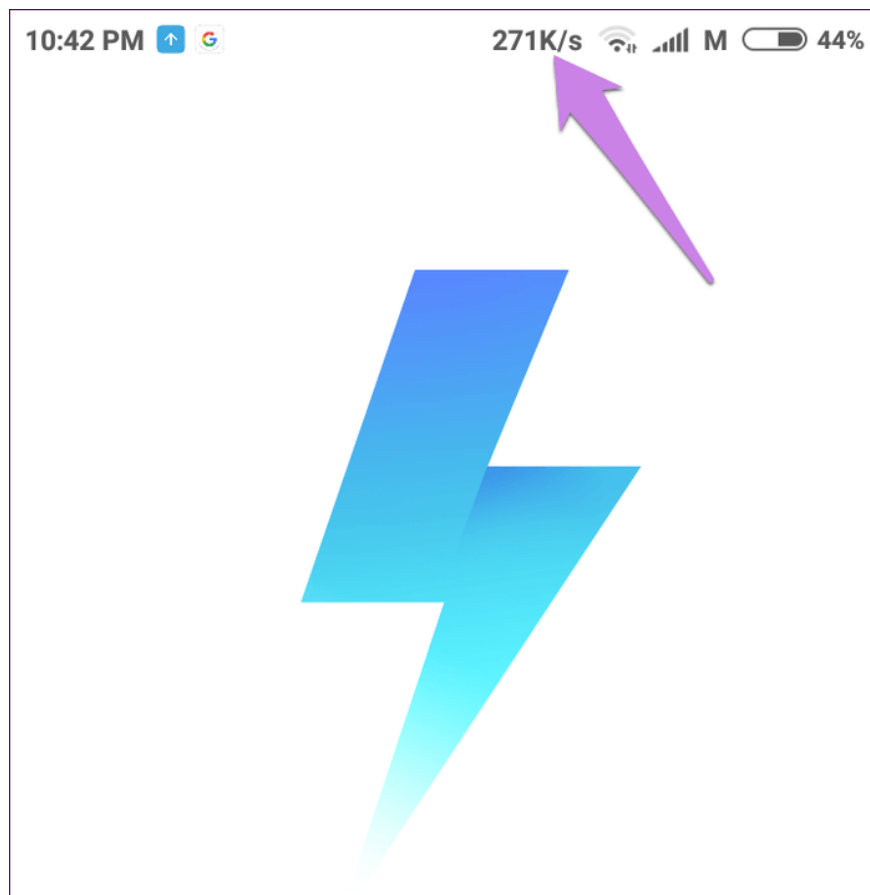
Many people want to monitor the stability of the connection by displaying the Internet speed in the status bar on the phone. If you also want to display Internet speed on your Samsung phone, you're in the right place.

The Internet is such an integral part of our daily lives that many people feel uncomfortable when it stops working for a few minutes. That is why they want to monitor the stability of the connection by displaying the Internet speed in the status bar on the phone. If you also want to display Internet speed on your Samsung phone, you're in the right place.

This article will show you how to display network speed in the status bar and notification frame on Samsung phones.

Display Internet speed without application

Sadly, Samsung doesn't implement speed measurement on their phones. This means there is no native network speed display feature on Samsung phones like on the Mi and OnePlus handsets. But don't worry, you don't have to root your device or do anything strange to see Internet speed, just use a third party app.



Here are 4 Internet speed monitoring applications on Samsung phones, all free and only need to be installed to use. In addition, these applications also provide additional features. You can customize the unit of speed, the upload speed, download speed, and the type of data displayed.

Let's check out some network speed monitoring apps for Samsung phones.

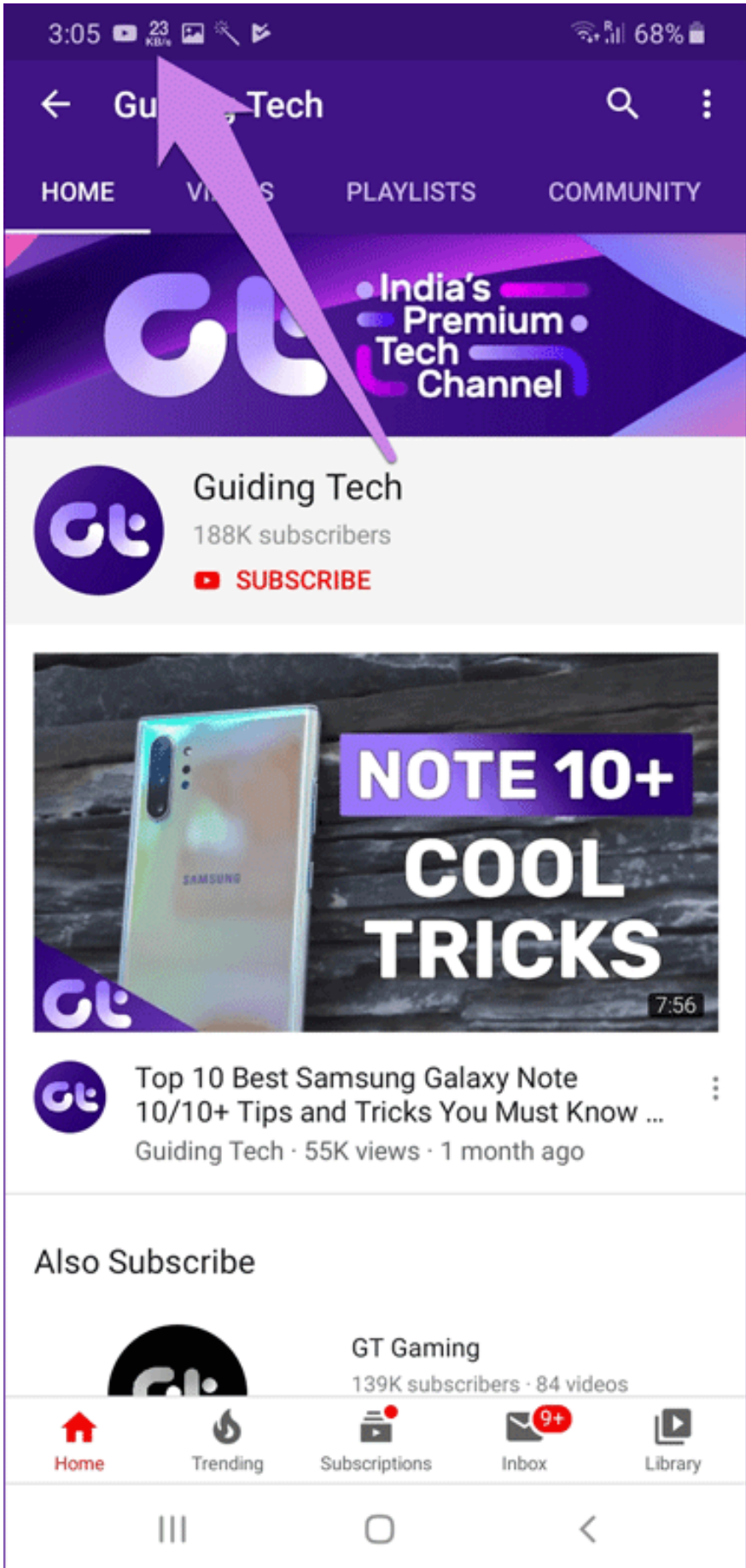
1. Internet Speed ??Meter Lite

Download Internet Speed ??Meter Lite for Android here

<https://play.google.com/store/apps/details?id=com.internet.speed.meter.lite>

When installing the application, you will immediately see the speedometer on the status bar. Open any app like YouTube and play the video. The meter will show loading speed.

It displays 30-day history of total data consumption by day and supports both mobile data and Wifi.



3:12 Wed, October 23



Internet Speed Meter Lite

Speed: 0 B/s <unknown ssid> 77%

Mobile: 0 MB WiFi: 26.3 MB

AppCloud 10:11 AM

Complete device setup

Tap to get started

Package installer Uninstalling Lawnchair...

Google 28° in Current Location 11:50 AM

Notification settings

Clear

Speed units
Bytes per second

Data usage units
Bytes, 1 MiB = 1024 KiB

Notification Layout

Notification Style
Compact

Daily data usage VODAFONEIN | Vodafone IN
Show daily mobile data usage in notification



If you like the default gauges, you don't need to change anything. But if you want to customize, open the application. You will immediately see the data history table, click on the three-dot icon and select **Preferences** .



Internet Speed Meter Lite



Date	Mobile	WiFi	Total
Today	0 MB	21 MB	21 MB
Oct 22, 2019	0 MB	13 MB	13 MB
Oct 21, 2019	0.5 MB	225 MB	225 MB
Oct 20, 2019	0 MB	69 MB	69 MB
Oct 19, 2019	2 MB	79 MB	81 MB
Oct 18, 2019	0 MB	58 MB	58 MB
Oct 17, 2019	0 MB	10 MB	10 MB
Oct 16, 2019	0 MB	108 MB	108 MB
Oct 15, 2019	0 MB	18 MB	18 MB
Oct 14, 2019	0.1 MB	113 MB	113 MB
Oct 13, 2019	0 MB	92 MB	92 MB
Oct 12, 2019	2 MB	17 MB	19 MB
Oct 11, 2019	0 MB	256 MB	256 MB
Oct 10, 2019	0 MB	716 MB	716 MB
Oct 9, 2019	0 MB	59 MB	59 MB
Oct 8, 2019	0 MB	162 MB	162 MB
Oct 7, 2019	0 MB	0 MB	0 MB
Oct 6, 2019	0 MB	0 MB	0 MB
Oct 5, 2019	0 MB	0 MB	0 MB
Oct 4, 2019	0 MB	0 MB	0 MB
Oct 3, 2019	0 MB	0 MB	0 MB
Oct 2, 2019	0 MB	0 MB	0 MB
Oct 1, 2019	0 MB	0 MB	0 MB
Sep 30, 2019	0 MB	0 MB	0 MB
Sep 29, 2019	0 MB	0 MB	0 MB
Sep 28, 2019	0 MB	0 MB	0 MB
Sep 27, 2019	0 MB	0 MB	0 MB
This Month	5 MB	1.97 GB	1.97 GB





Internet Speed

Preferences

Reset Stats

Stop And Exit

Date	M		
Today			
Oct 22, 2019	0 MB		
Oct 21, 2019	0.5 MB		
Oct 20, 2019	0 MB	69 MB	69 MB
Oct 19, 2019	2 MB	79 MB	81 MB
Oct 18, 2019	0 MB	58 MB	58 MB
Oct 17, 2019	0 MB	10 MB	10 MB
Oct 16, 2019	0 MB	108 MB	108 MB
Oct 15, 2019	0 MB	18 MB	18 MB
Oct 14, 2019	0.1 MB	113 MB	113 MB
Oct 13, 2019	0 MB	92 MB	92 MB
Oct 12, 2019	2 MB	17 MB	19 MB
Oct 11, 2019	0 MB	256 MB	256 MB
Oct 10, 2019	0 MB	716 MB	716 MB
Oct 9, 2019	0 MB	59 MB	59 MB
Oct 8, 2019	0 MB	162 MB	162 MB
Oct 7, 2019	0 MB	0 MB	0 MB
Oct 6, 2019	0 MB	0 MB	0 MB
Oct 5, 2019	0 MB	0 MB	0 MB
Oct 4, 2019	0 MB	0 MB	0 MB
Oct 3, 2019	0 MB	0 MB	0 MB
Oct 2, 2019	0 MB	0 MB	0 MB
Oct 1, 2019	0 MB	0 MB	0 MB
Sep 30, 2019	0 MB	0 MB	0 MB
Sep 29, 2019	0 MB	0 MB	0 MB
Sep 28, 2019	0 MB	0 MB	0 MB
Sep 27, 2019	0 MB	0 MB	0 MB
This Month	5 MB	1.97 GB	1.97 GB



Here you can turn on the feature to show upload and download speed in the notification frame. By default, it only displays download speed. You can also change the speed measurement unit in the free version. This great application weighs only 1MB.

← Preferences

Hide Lockscreen Notification

Hides the notification on lockscreen



Notification Preference

Show the notification only when internet is connected



Show Up/Down Speed

Shows the upload and download speed in notification



Notification Tap Action

Show Notification Dialog



Hide Notification when idle

Hide the notification after 20 seconds of inactivity



Speed Units

Bytes per Second

Data Usage Limit: 0 MB

This will show the monthly mobile data usage in notification. Set the value to zero to disable it

Starting Day of Month: 1

Set this value according to your monthly data plan

Language

System Default

Theme

Set the custom color theme



Buy App

Buy the Pro version to support us!

About

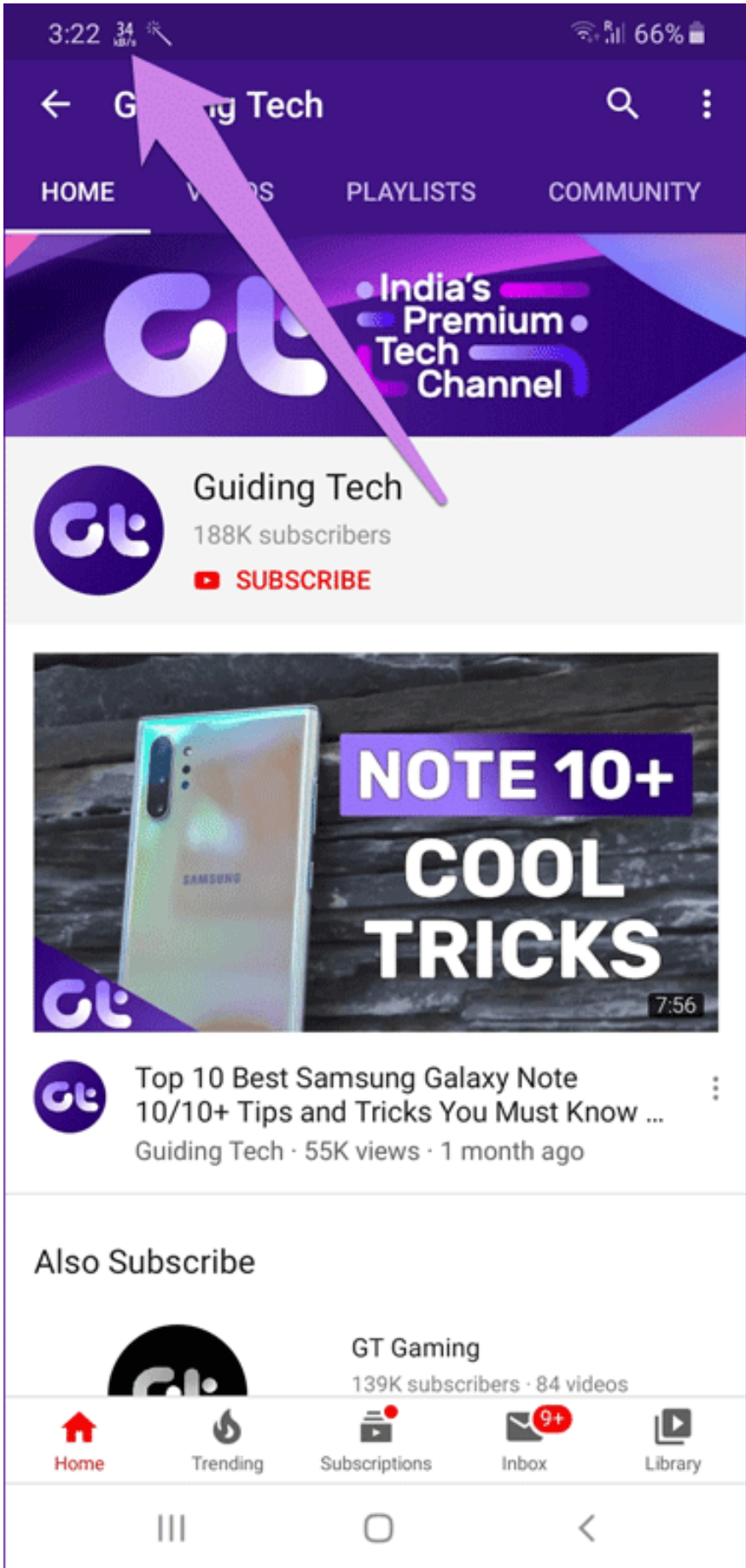
About this App



2. Netspeed Indicator: Internet Speed ??Meter

Download Netspeed Indicator: Internet Speed ??Meter for Android
<https://play.google.com/store/apps/details?id=com.nisargjhaveri.netspeed>

Another network speed monitor you can use is NetSpeed ??Indicator. The application works both in the status bar and the notification frame. It shows the overall download speed. You can change to only show download or upload speed in settings.



3:22 Wed, October 23



NetSpeed Indicator

Data: 41.31 KiB WiFi: 31.19 MiB

Down: 0 kB/s Up: 0 kB/s

System 3:22 PM

Screenshot captured

Tap here to view it.



AppCloud 10:11 AM

Complete device setup

Tap to get started

Package installer Uninstalling Lawnchair...

Google 28° in Current Location 11:50 AM

Notification settings

Clear

Guiding Tech · 55K views · 1 month ago

Also Subscribe



GT Gaming

139K subscribers · 84 videos



Home



Trending



Subscriptions



Inbox



Library



VODAFONEIN | Vodafone IN

With a capacity of only 700KB, the app provides many settings such as using WiFi data and daily cellular data is off by default and can enable them in settings. You can also turn off the application in case you do not want to monitor network speed. It also allows you to change the unit of speed and not monitor the data usage. It only displays the daily data usage.

3. Internet Speed ??Meter

Download Internet Speed ??Meter for Android

<https://play.google.com/store/apps/details?id=com.glitter.internetmeter&hl=en>

If you are looking for an application that allows customizing every aspect of network monitoring, this is the one you need. As a beginner you can change the color and position of the meter in the status bar. You can even customize its size. And if you don't want to appear in the status bar, you can use the floating widget. The application displays the upload and download speed in the status bar.

3:47 ²KB/s

8.2KB/s ▲
2.2KB/s ▼

63% 

← Settings

APPLICATION

NOTIFICATION

FLOATING WIDGET

Enable/Disable

Enable Widget

Enable/Disable Widget Monitoring.



Display Options

Only StatusBar Widget

Keep Widget only on StatusBar.



Widget Position

Set Widget Position in StatusBar.

Widget text color

Choose Your Widget Text Color

Widget text size

Normal

Bold Widget Text

Make Widget Text BOLD



Only show Download

Only Show download speed instead of upload and download



Only Show on Connect

Only Show Floating Widget when Connected to Internet.



The application tracks data usage separately for both mobile data and Wifi. It even provides an integrated speed check feature.

Internet Speed Meter



DATA USAGE APP USAGE SPEED TEST DETAILS



Oct 23 2019	Mobile	:	0.00 B
	WiFi	:	16.22 MB
	Total	:	16.22 MB

Oct 24 2019	Mobile	:	0.00 B
	WiFi	:	0.00 B
	Total	:	0.00 B

Oct 25 2019	Mobile	:	0.00 B
	WiFi	:	0.00 B
	Total	:	0.00 B

Oct 26 2019	Mobile	:	0.00 B
	WiFi	:	0.00 B
	Total	:	0.00 B

Oct 27 2019	Mobile	:	0.00 B
	WiFi	:	0.00 B
	Total	:	0.00 B

 **FESTIVE TRAVEL SALE**  

In addition, the application also allows viewing of phone-related information such as network information, device information (CPU, screen, keyboard type, etc.).

3:47 38 KB/s

6.3KB/s ▲
39.7KB/s ▼



Internet Speed Meter



DATA USAGE

APP USAGE

SPEED TEST

DETAILS

TypeName

WIFI

Wi-Fi Info

Frequency

2427MHz

isSSIDHidden

true

Ip Address

192.168.0.112

LinkSpeed

72Mbps

NetworkId

0

Rssi

-63dBm

goibibo

FESTIVE TRAVEL SALE



To turn on the speedometer in the notification frame, access the application settings by touching the settings icon and then on the **Notification** tab, turn on **Enable Notification** . All of these features are bundled into the 2MB application.

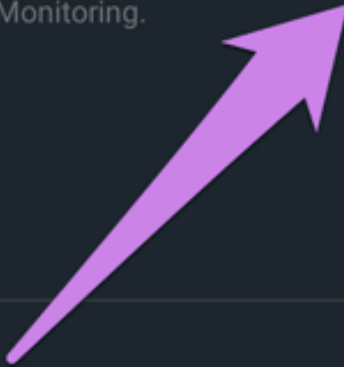
← Settings

APPLICATION **NOTIFICATION** FLOATING WIDGET

Enable/Disable

Enable Notification

Enable/Disable Notification Monitoring.



Display Options

Notification Priority

Max

Show day-wise usage

Showing monthly data usage



Only Show on Connect

Only Show Notification when Connected to Internet.



Content Options

WiFi Name

Show Wifi Name in Notification



WiFi Signal Strength

Show Wifi Signal Strength in Notification



Separate Notifications

Another Notification for Upload Speed.



Separate Usage

Separate Mobile and WiFi Usage



4. Data Monitor: Simple Net-Meter

Download Data Monitor: Simple Net-Meter for Android

<https://play.google.com/store/apps/details?id=info.kfsoft.datamonitor>

When monitoring the speed, this app only displays the download speed in the status bar. But if you look at the notification box, you'll see a lot of information including current Internet speed and overall data usage.

4:11 Wed, October 23



WIFI	-	Oct 1 - Oct 31
3.7 GB	72Mbps, 2.43GHz	Used 165MB/d
(22.7d)	192.168.0.112	Today 75MB

AppCloud 10:11 AM

Complete device setup

Tap to get started

Internet Speed Meter Internet Speed Meter is running

Package installer Uninstalling Lawnchair...

Google 28° in Current Location 11:50 AM

Notification settings Clear

Bold text

Chart

Advanced - premium

Hide notifications (Android 8+)

Hide "Running in background" or "Consuming battery" notification.





GT Gaming

139K subscribers

 SUBSCRIBE



Best 3 Phones Under 15000 to Play
PUBG with AMAZING GRAPHICS (30 FP...

GT Gaming · 217K views · 8 months ago

Also Subscribe



Guiding Tech

188K subscribers · 524 videos



Home



Trending



Subscriptions



Inbox





















Library



Besides the ability to display Internet speed in the status bar, this application also tracks all network connections on the phone in real time. You can see the ping chart and traceroute tool. In addition, the application also displays real-time graphs and data usage. It also displays data usage history for 30 days. Application weighs about 5MB.


Data Monitor



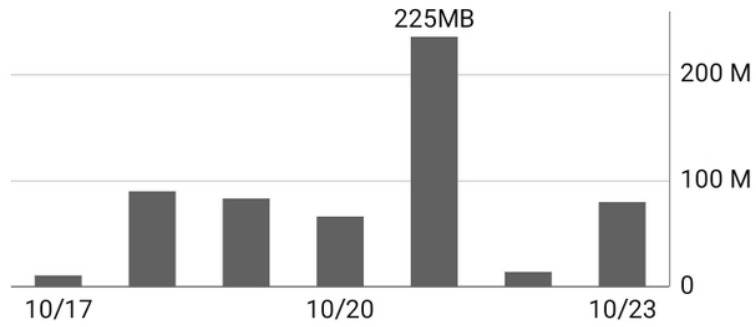
Remote Address	Status
 ec2-13-251-179-229.ap-southea st-1.compute.amazonaws.com:5...	ESTABLISHED
 edge-star-shv-01- del1.facebook.com:443	ESTABLISHED
 imasdk.googleapis.com:443	ESTABLISHED
 172.217.166.2:443	ESTABLISHED
 172.217.166.2:443	ESTABLISHED
 del03s15-in-f14.1e100.net:443	ESTABLISHED
 del11s04-in-f3.1e100.net:443	ESTABLISHED
 del11s04-in-f14.1e100.net:443	ESTABLISHED
 216.58.200.170:443	CLOSE_WAIT
 play.googleapis.com:443	ESTABLISHED
 play.googleapis.com:443	ESTABLISHED
 play.googleapis.com:443	ESTABLISHED
 35.241.15.99:443	ESTABLISHED
 vas.samsungapps.com:443	ESTABLISHED
 sb-in-f188.1e100.net:5228	ESTABLISHED
 del03s15-in-f14.1e100.net:443	CLOSE_WAIT
 del03s15-in-f14.1e100.net:443	ESTABLISHED
 dlinkrouter:67	ESTABLISHED



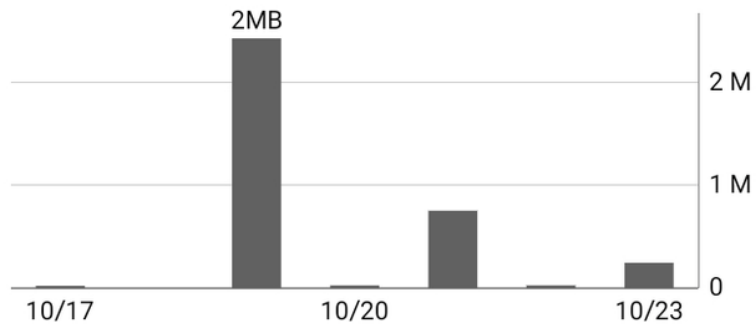
Data Monitor



WiFi (7 days) ▾



Cellular (7 days) ▾



These third-party applications work well when displaying network speed in the status bar. Although they work well, users still prefer built-in features instead of downloading apps. Hopefully Samsung will add this feature in the future.

I wish you successful implementation!

You finished reading the article "**How to display Internet speed in the status bar of Samsung phone**" edited by the [TipsMake](#) team. We hope this article has provided you with many useful tech tips and tricks. You can search for similar articles on tips and guides. Thank you for reading and for following us regularly.