

# How to disable touch screen on devices running Windows 10

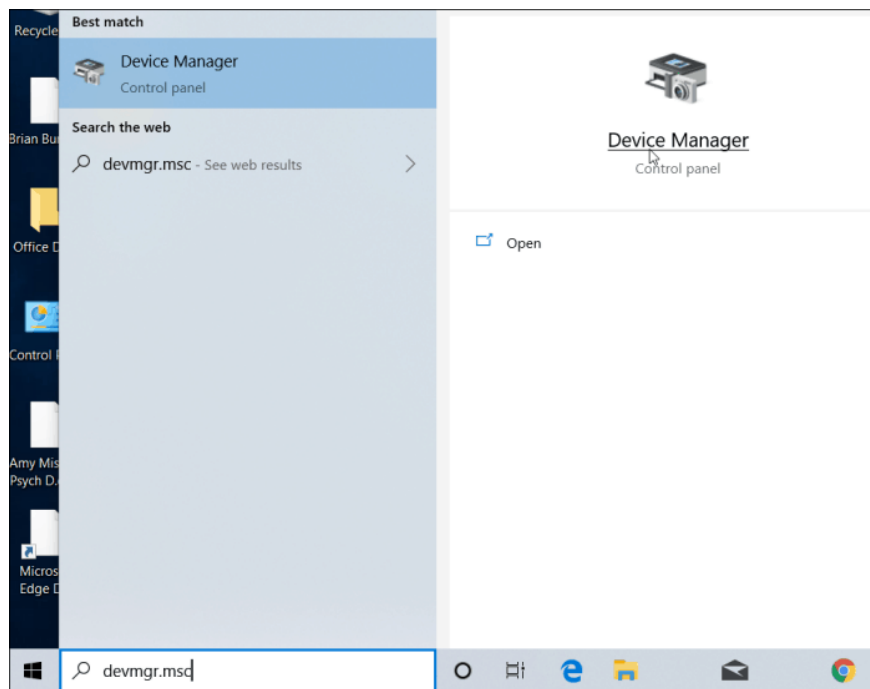
Microsoft advertises its Surface and other third-party devices with touch screens. However, if you do not use the touch feature or need to turn it off in certain circumstances such as troubleshooting, this is the way to go.

Microsoft advertises its Surface and other third-party devices with touch screens. However, if you do not use the touch feature or need to turn it off in certain circumstances such as troubleshooting, this is the way to go.

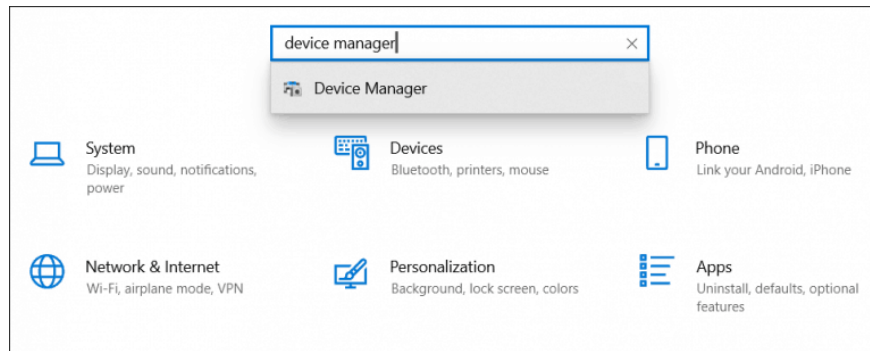
1. Instructions to fix touch screen error on Windows 10
2. How to set the resolution for multiple Windows 10 screens
3. How to fix Windows 7/8 / 8.1 / 10 screen error is black

## How to disable touch screen on devices running Windows 10

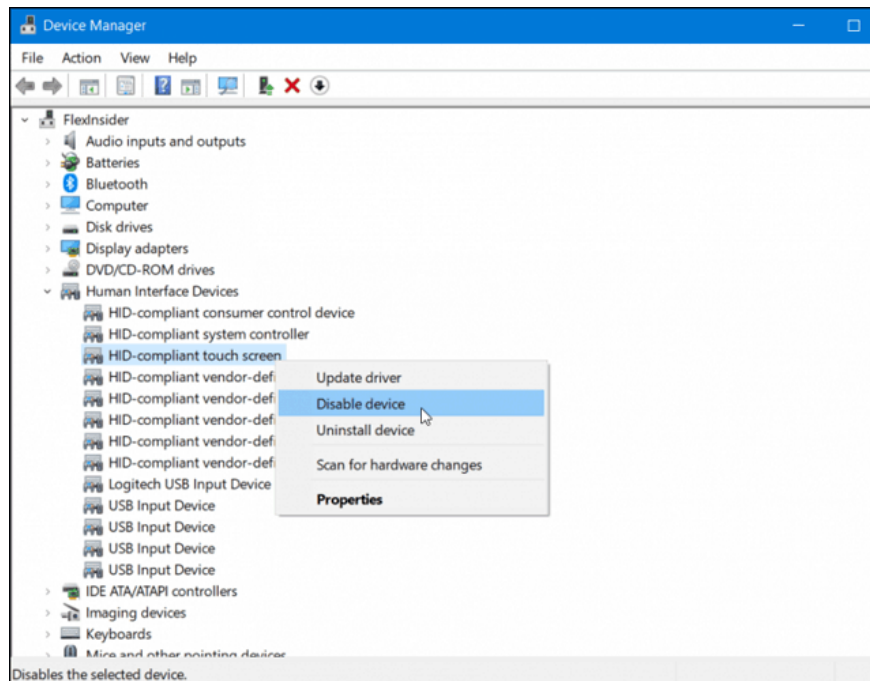
To disable the touch screen on the device, you need to access the old Control Panel. The easiest way is to press the Win key and type **devmgr.msc** , then press **Enter** .



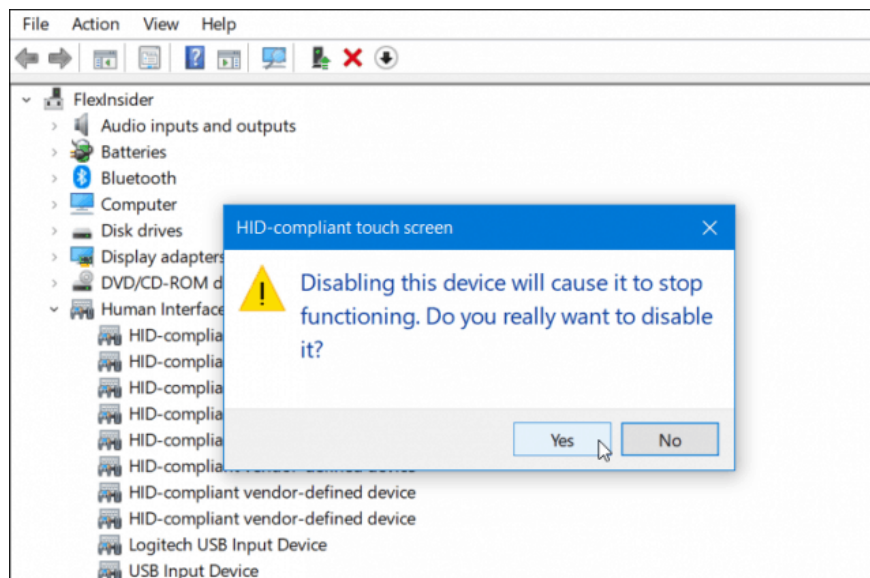
Alternatively, you can open Device Manager by typing it in the search field on the Settings app.



In Device Manager, scroll down and open the **Human Interface Devices** menu. Then scroll down and right click on the **HID-Compliant touch screen** and select **Disable device** from the menu.

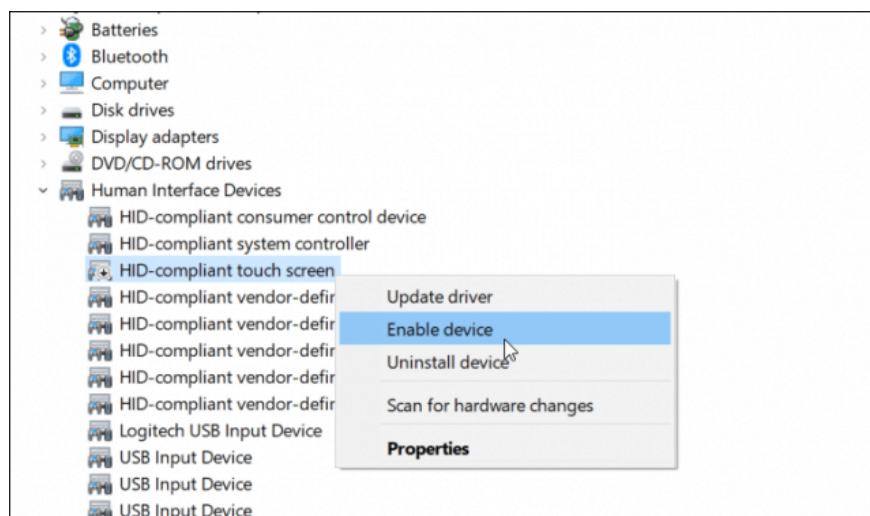


After that, you need to verify that you want to disable this feature by clicking **Yes** in the dialog box that appears.



You do not need to log out or restart the computer. Touch screen has been disabled, tested by touching the screen.

If you later decide to turn on the touch screen again, return to the correct menu in Device Manager and right-click on the **HID-Compliant touch screen** and select **Enable device**.



Similarly, you do not need to log out or restart the computer. Touch screen will work again.

This is useful when not using the touch screen feature of a device or troubleshooting an unresponsive screen response. However, this is not the most convenient way to disable the touch screen. Hopefully in the future Microsoft can add a toggle in the Settings app.

I wish you successful implementation!

You finished reading the article "**How to disable touch screen on devices running Windows 10**" edited by the [TipsMake](#) team. We hope this article has provided you with many useful tech tips and tricks. You can search for similar articles on tips and guides. Thank you for reading and for following us regularly.

---

