

# How to disable the about: flags page on Edge browser

Edge is the newly built default browser on Windows 10. To improve some features and use a smoother browser, users can access about: flags page to enable some options and settings. However, if you want to disable access to about: flags page because your computer is shared with many users, you can tweak it on the Registry.

Edge is the newly built default browser on Windows 10. To improve some features and use a smoother browser, users can access about: flags page to enable some options and settings. However, if you want to disable access to about: flags page because your computer is shared with many users, you can tweak it on the Registry.

The about: flags page on Edge browser is used to tweak options and enable or disable experience features, for example you can enable TCP Fast Open.

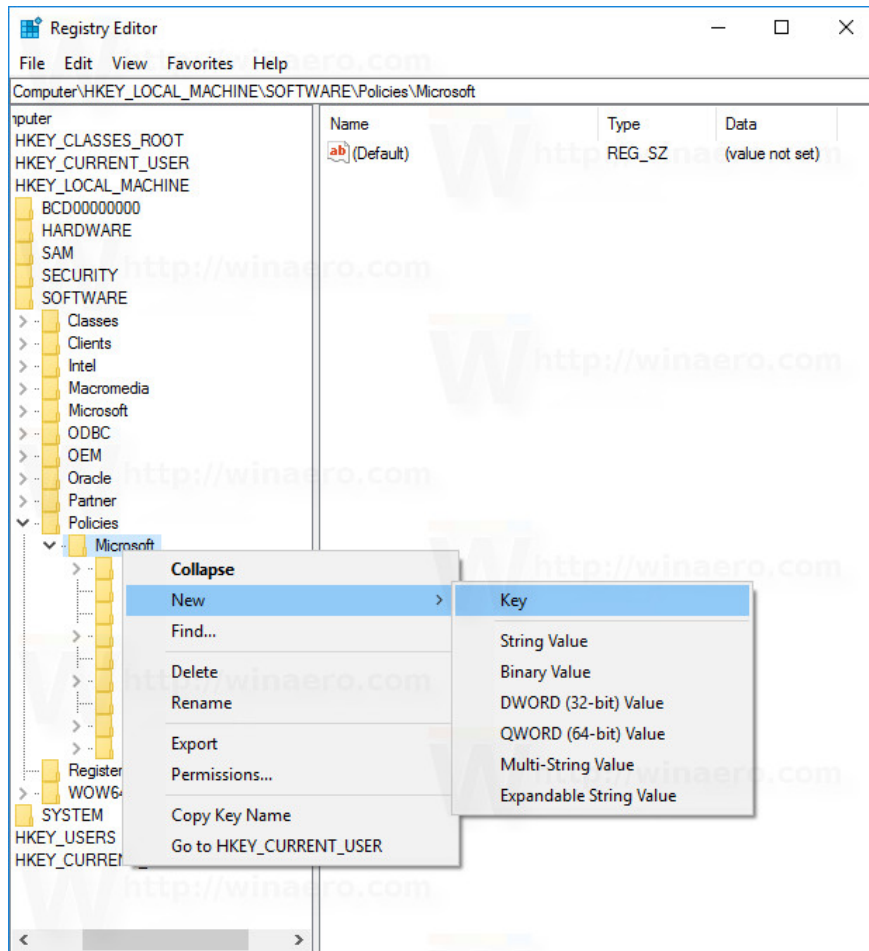
## Disable the about: flags page on Edge browser

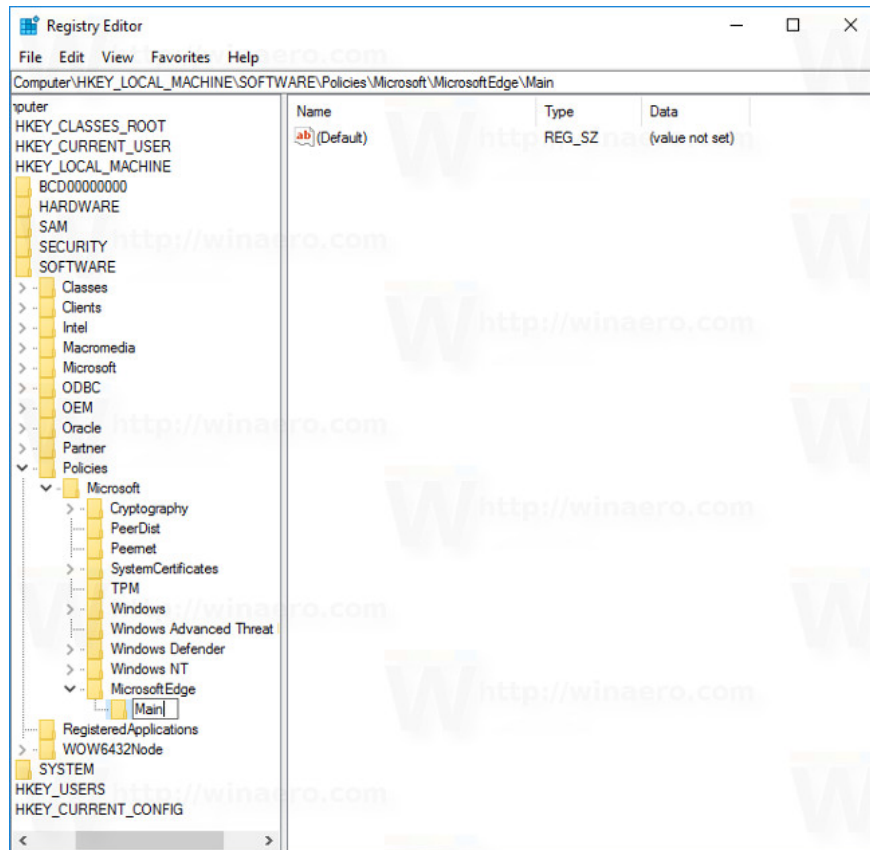
1. First **close all tabs** on Edge browser.
2. Open **Registry Editor** by pressing **Windows + R** key combination to open the Run window, then enter regedit and press Enter. If the UAC window appears, click **Yes** to continue.
3. On the Registry Editor window, navigate to the key:

HKEY\_LOCAL\_MACHINESOFTWAREPoliciesMicrosoftMicrosoftEdgeMain

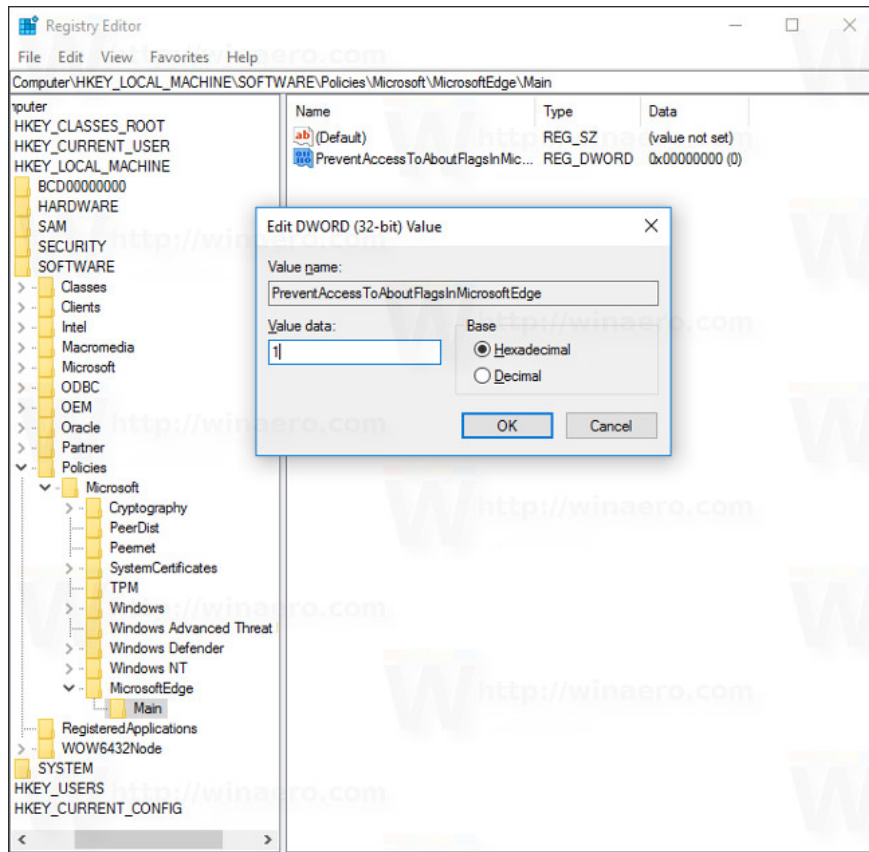
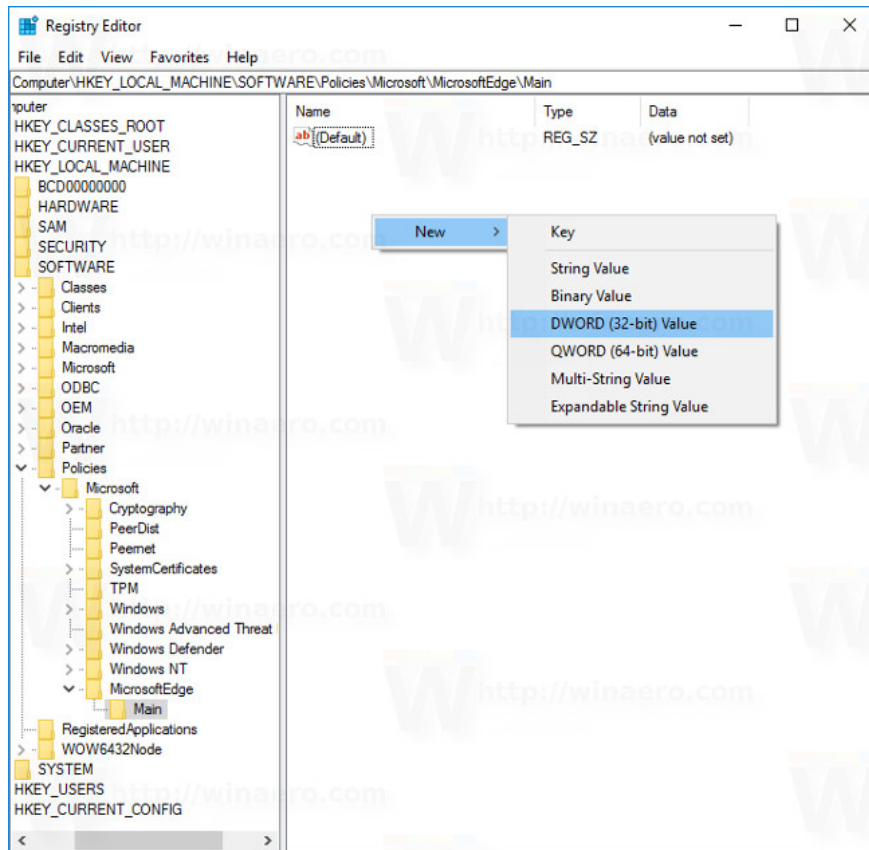
### **Note :**

If any key does not exist, you can proceed to create the key.





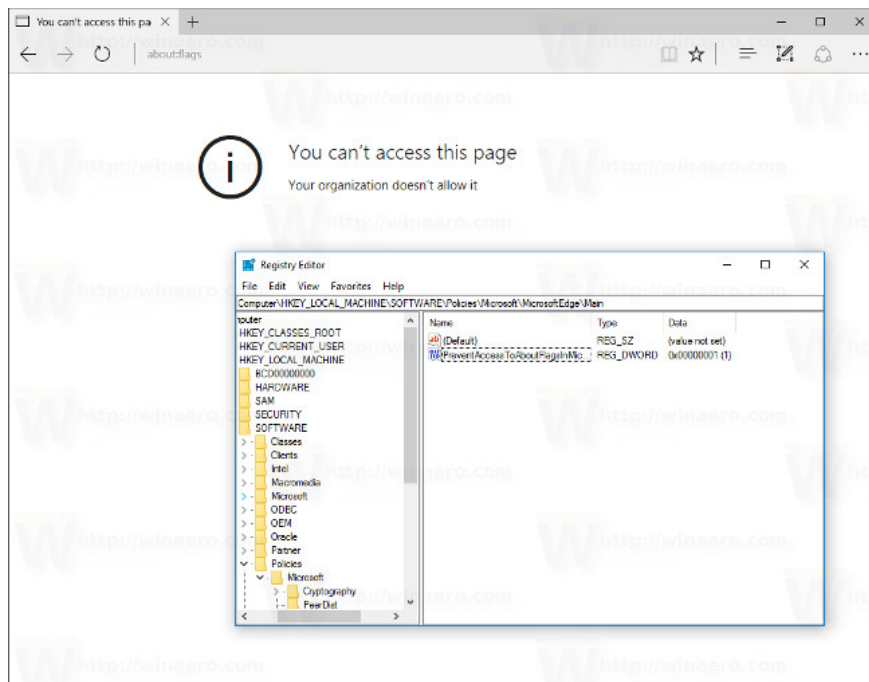
4. In the right frame, proceed to create a **32-bit DWORD value** , then name this value **PreventAccessToAboutFlagsInMicrosoftEdge** and set the value in the Value data frame to 1.



**Note :**

If you use a 64-bit version of Windows, you can still create a 32-bit DWORD value.

5. Finally **open Edge browser** and try opening the **about: flags** page, you will notice that this page has been disabled.



In case if you want to restore the original default settings, you can simply delete the value PreventAccessToAboutFlagsInMicrosoftEdge and then restart the Edge browser.

### Refer to some of the following articles:

1. Knowing these 21 shortcuts you will be able to use Edge browser fluently
1. Firefox users may not know all of these tips when using the browser
1. Want to load page speed on Edge browser faster, enable this feature

### Good luck!

You finished reading the article "**How to disable the about: flags page on Edge browser**" edited by the [TipsMake](#) team. We hope this article has provided you with many useful tech tips and tricks. You can search for similar articles on tips and guides. Thank you for reading and for following us regularly.