

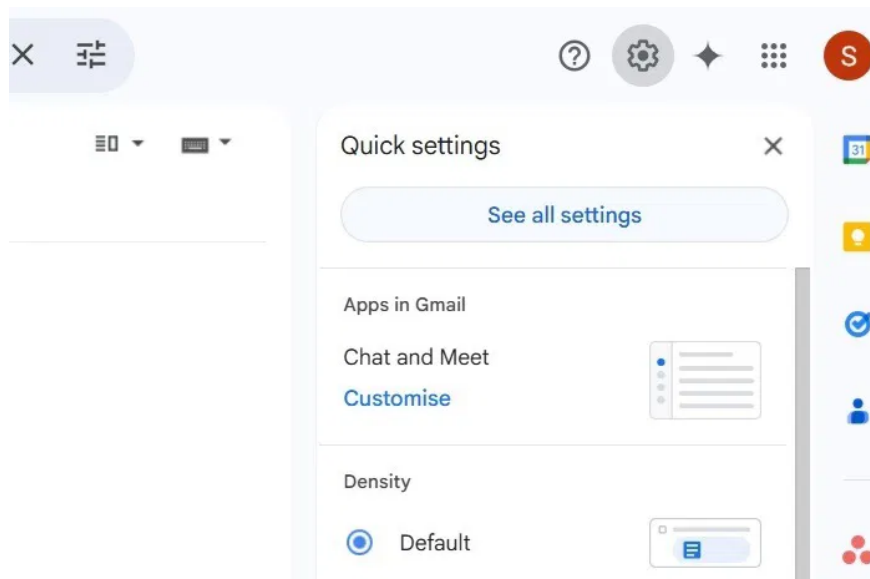
How to disable Gemini in Gmail and other Google Workspace apps

If you rarely use Gemini, don't like AI tools, or want to avoid a deeper connection with Google's ecosystem, here's how to disable Gemini in Gmail on desktop and Android/iOS devices.

The Gemini AI icon is visible in Gmail and other Google Workspace apps. Some users are unhappy with the forced integration into their favorite Google apps and the lack of an easy opt-out option. If you rarely use Gemini, don't like AI tools, or want to avoid a deeper connection to Google 's ecosystem , here's how to disable Gemini in Gmail on desktop and Android/iOS devices.

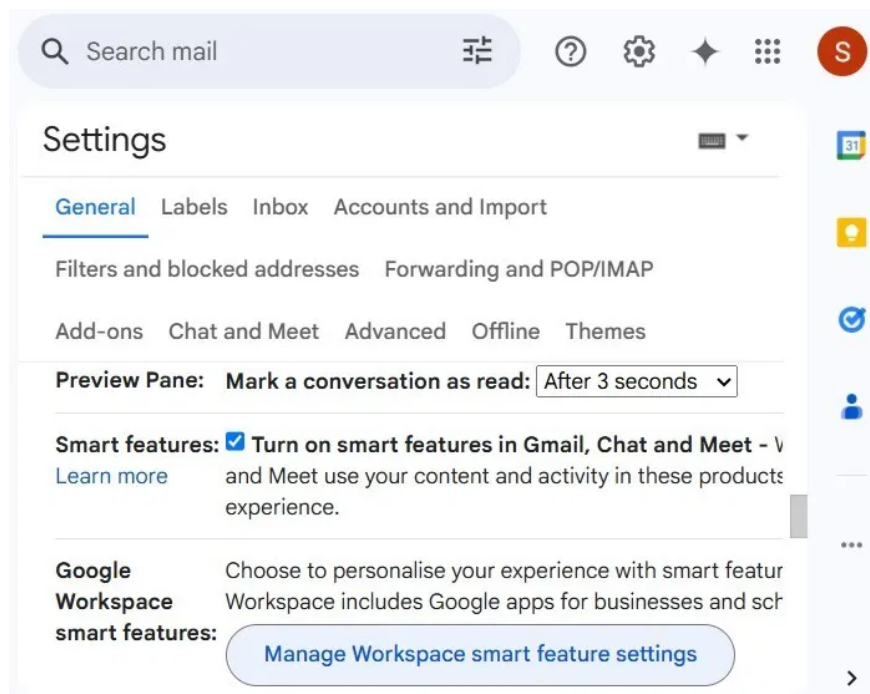
Turn off Gemini in Gmail on desktop browser

On Gmail in a desktop browser, click the prominent gear-shaped **Settings icon in the upper-right corner**. Click **See all settings** to go to the settings page.

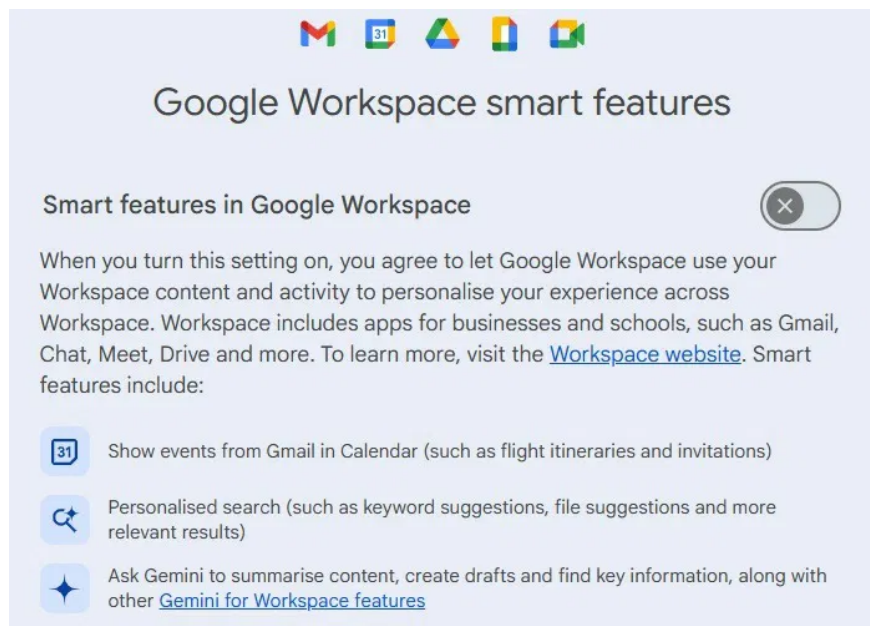


Under **General** -> **Smart features** , turn off the **Turn on smart features in Gmail, Chat, and Meet** option .

Next, click **Manage Workspace smart feature settings** .

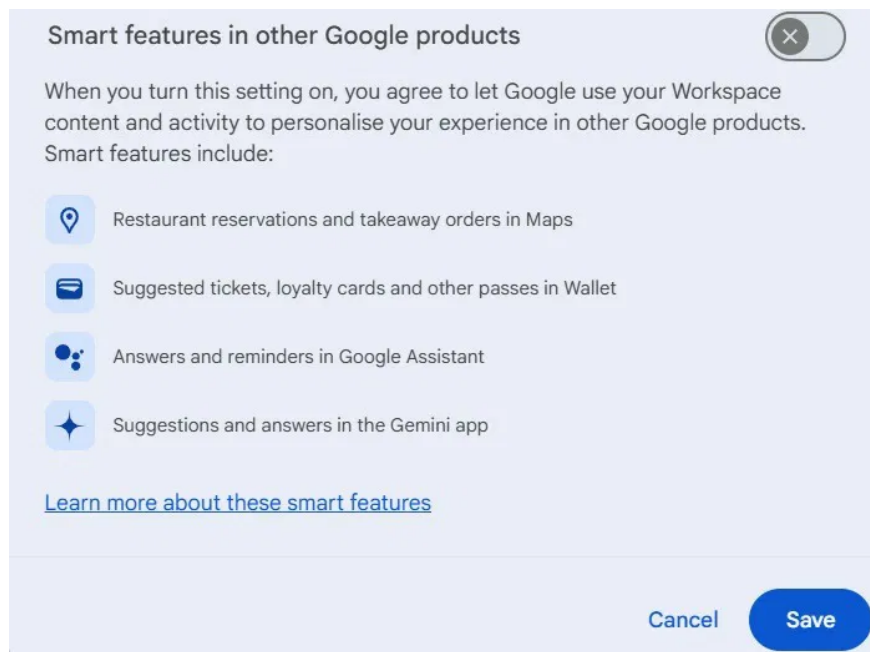


Turn off the Smart features in Google Workspace option , this option is on by default.



Just below the above section, turn off **Smart features in other Google products** . This will turn off Gemini in Maps, Wallet, and Google Assistant.

Click **Save** at the bottom of the screen to save these changes.






Next, when you tap the Gemini icon in Gmail or other Google Workspace apps on any device, you'll need to select **Turn on** to enable the smart feature.

Be careful not to enable this feature by mistake, otherwise Gemini will be re-enabled on all devices associated with your Google account.



To use Gemini, turn on smart features in Google Workspace

You agree to let Google Workspace use your Workspace content and activity to personalise your experience across Workspace. Workspace includes apps for businesses and schools, such as Gmail, Chat, Meet, Drive and more. To learn more, visit the [Workspace website](#). Smart features include:

-  Show events from Gmail in Calendar (such as flight itineraries and invitations)
-  Personalised search (such as keyword suggestions, file suggestions and more relevant results)
-  Ask Gemini to summarise content, create drafts and find key information, along with other [Gemini for Workspace features](#)

You can always turn smart features in Google Workspace on or off in your settings. When smart features are on, your data may be used to improve these features. [Learn more about these smart features](#).

[No thanks](#) [Turn on](#)

Note : Turning off Gemini from Gmail is easier than through other Google Workspace apps like Meet or Docs that require the Google Admin console.

Turn off Gemini in Gmail on Android/iOS

On the Gmail app on your Android/iOS device, click the three-line menu at the top and select **Settings** in the lower left corner.



Other Emails

Other Emails 1

Other Emails

Other Emails

Other Emails 13


Other Emails 27


Other Emails 1

Google apps

Calendar

Contacts

 Settings

 Help and feedback



In **General Settings** , you can see your Gmail account. If you have multiple Gmail accounts, select the account you want to turn off Gemini for.

← Settings



General settings

@gmail.com

Add account



Turn off **Smart features** which are enabled by default. Then click **Google Workspace smart features** .



@gmail.com



...the setting may take some time to apply.

Smart features

When you turn this setting on, you agree to let Gmail, Chat and Meet use your email, chat and video content to personalise your experience with smart features in these products.



Google Workspace smart features

Package tracking

Google will share the tracking numbers for your parcels with delivery companies. You'll get status updates here in Gmail.



Smart Compose

Show predictive writing suggestions



Smart Reply

Show suggested replies when available



Out of Office AutoReply

On, from 19 Jan 2021 to 20 Jan 2021

Meet

Show the Meet tab for video calling



Turn off the options for **Smart features in Google Workspace** and **Smart features in other Google products**

.






Google Workspace smart fe...

Smart features in Google Workspace

When you turn this setting on, you agree to let Google Workspace use your Workspace content and activity to personalise your experience across Workspace. Workspace includes apps for businesses and schools, such as Gmail, Chat, Meet, Drive and more. To learn more, visit the [Workspace website](#).

Smart features include:

-  Show events from Gmail in Calendar (such as flight itineraries and invitations)
-  Personalised search (such as keyword suggestions, file suggestions and more relevant results)
-  Ask Gemini to summarise content, create drafts and find key information, along with other [Gemini for Workspace features](#)

Smart features in other Google products

When you turn this setting on, you agree to let Google use your Workspace content and activity to personalise your experience in other Google products. Smart features include:




-  Restaurant reservations and to-go orders in Maps.

Return to the Gmail app home screen on iOS/Android. The next time you tap the Gemini icon in the Gmail app on any mobile device or other Google Workspace apps, you'll be prompted to tap Turn **on** to turn it back on.



To use Gemini, turn on smart features in Google Workspace

You agree to let Google Workspace use your Workspace content and activity to personalise your experience across Workspace. Workspace includes apps for businesses and schools, such as Gmail, Chat, Meet, Drive and more. To learn more, visit the [Workspace website](#). Smart features include:

-  Show events from Gmail in Calendar (such as flight itineraries and invitations)
-  Personalised search (such as keyword suggestions, file suggestions and more relevant results)
-  Ask Gemini to summarise content, create drafts and find key information, along with other [Gemini for Workspace features](#)

You can always turn smart features in Google Workspace on or off in your settings. When smart features are on, your data may be used to improve these features. [Learn more about these](#)

No, thanks

Turn on



After turning off Gemini in Gmail and Google Workspace apps on Android, you can also switch back to the default Google Assistant .

The article has covered how to disable Gemini in Gmail. However, there is one major limitation to be aware of. Many Google apps, like YouTube and Google Photos , are not part of Google Workspace. Gemini integration in those apps works differently and is not affected by disabling Gemini in Gmail.

Many Gmail users love using Gemini. There are many ways to enhance it by adding extensions. You may also want to try Gemini Advanced, which is free.

You finished reading the article "**How to disable Gemini in Gmail and other Google Workspace apps**" edited by the [TipsMake](#) team. We hope this article has provided you with many useful tech tips and tricks. You can search for similar articles on tips and guides. Thank you for reading and for following us regularly.