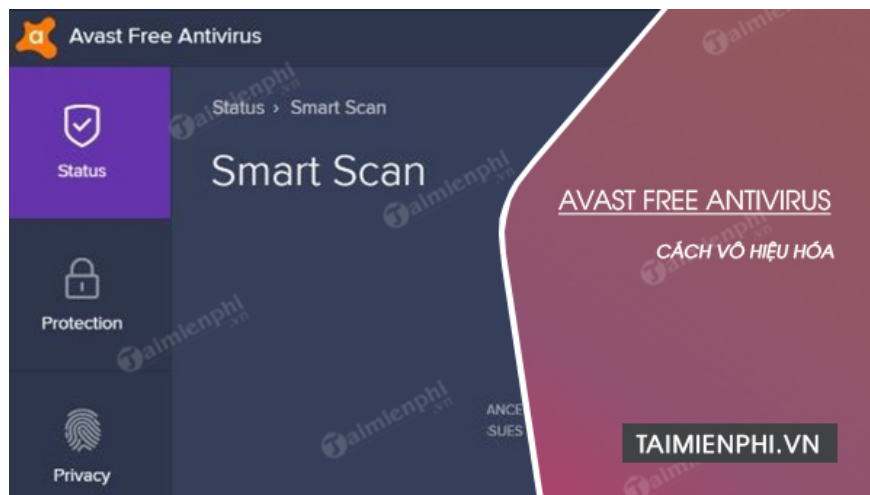


# How to disable Avast for a specific period of time.

Disabling Avast, the antivirus software on your computer, for a certain period of time can help you install software that was mistakenly flagged as a virus, and many other situations as well... So how do you temporarily disable Avast? Please read the content below.

**Avast Free Antivirus** is antivirus software that offers many useful features to prevent attacks from viruses, spyware, and malicious programs, providing the best real-time protection for your computer. Importantly, Avast Free Antivirus is completely free for users.



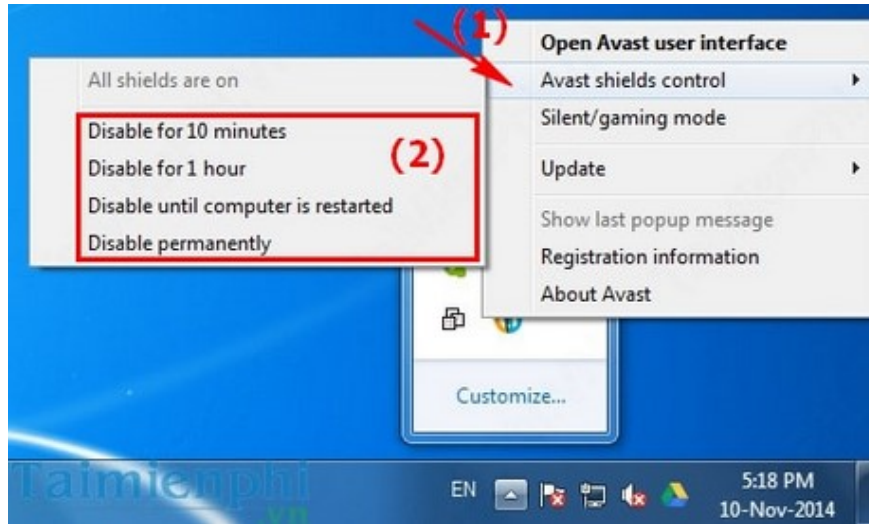
How to disable Avast, temporarily turn off Avast Free Antivirus.

## Instructions on how to disable Avast for a specific period of time.

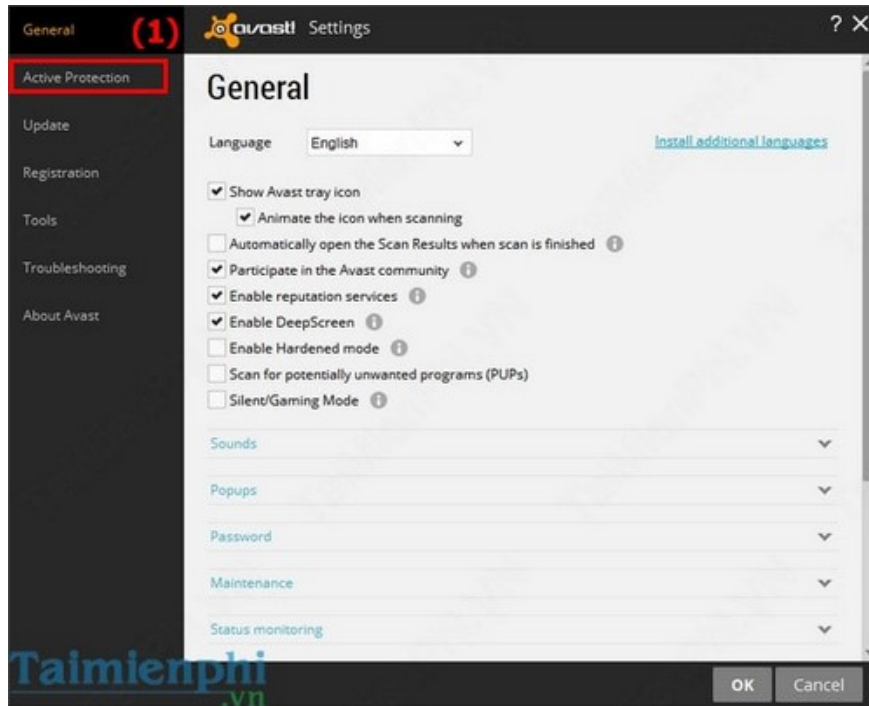
**Step 1 :** Download **Avast Free Antivirus** to your computer.

**Step 2 :** After installing Avast Free Antivirus, an icon will appear in the system tray for you to use. To disable Avast Free Antivirus on your computer, right-click on the software icon in the system tray and select **Avast Shields Control** . Then choose the time period you want to disable it for.

- **Disable for 10 minutes:** Disable for 10 minutes
- **Disable for 1 hour:** Disable for 1 hour
- **Disable until computer is restarted:** Disable Avast until the computer restarts
- **Disable permanently:** Disable Avast permanently



Alternatively : On the Avast Free Antivirus interface, click **Settings** --> **Active Protection**



- In the new window, click as shown below and select the time period to disable Avast.



So now you know how to disable Avast Free Antivirus on your computer for a certain period of time. This method allows you to temporarily turn off Avast Free Antivirus's real-time protection to serve different user needs.

With similar features to Avast Free Antivirus and, above all, being free and highly effective antivirus software, you can download AVG AntiVirus Free, Avira Free AntiVirus, BeeDoctor, etc., to protect your computer.

\* **Download AVG AntiVirus Free**

\* **Download Avira Free AntiVirus**

\* **Download BeeDoctor**

You finished reading the article "**How to disable Avast for a specific period of time.**" edited by the [TipsMake](#) team. We hope this article has provided you with many useful tech tips and tricks. You can search for similar articles on tips and guides. Thank you for reading and for following us regularly.